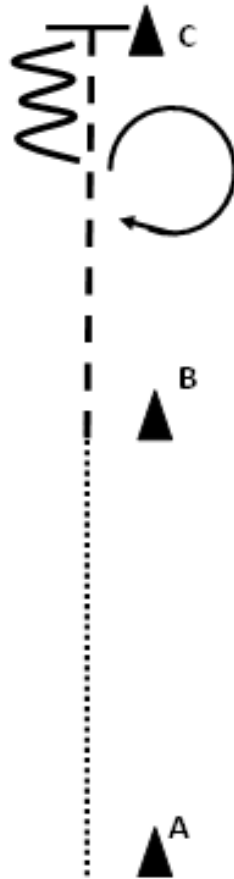


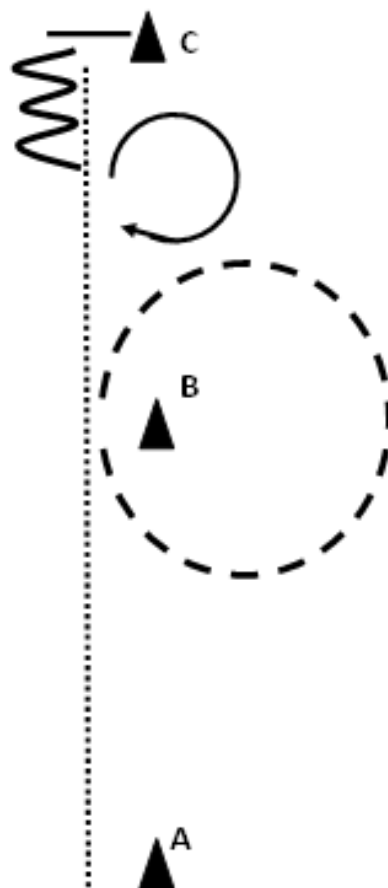
## Showmanship—Junior



1. Walk from A to B
2. Jog to B to C
3. Stop at C and set up for inspection
4. When dismissed back a horse length
5. Perform a 270 degree pivot
6. Walk to line

C. Sempek

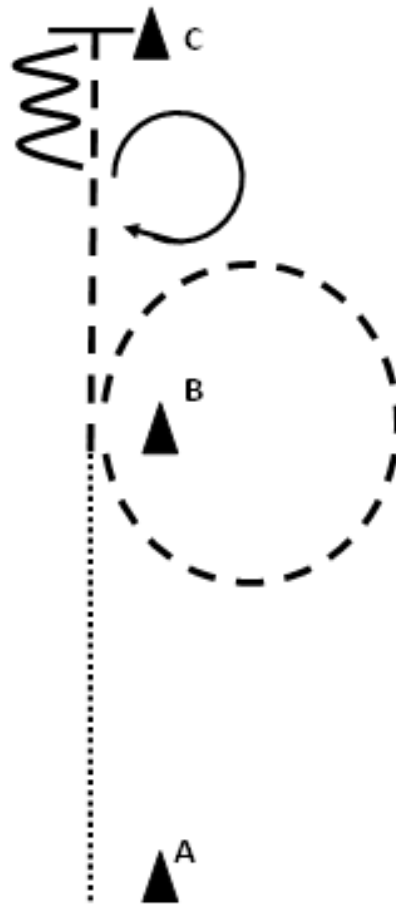
## Showmanship—Intermediate



1. Walk from A to B
2. Jog around B
3. Walk to C
4. Stop at C and set up for inspection
5. When dismissed back a horse length
6. Perform a 270 degree pivot
7. Jog to line

C. Sempek

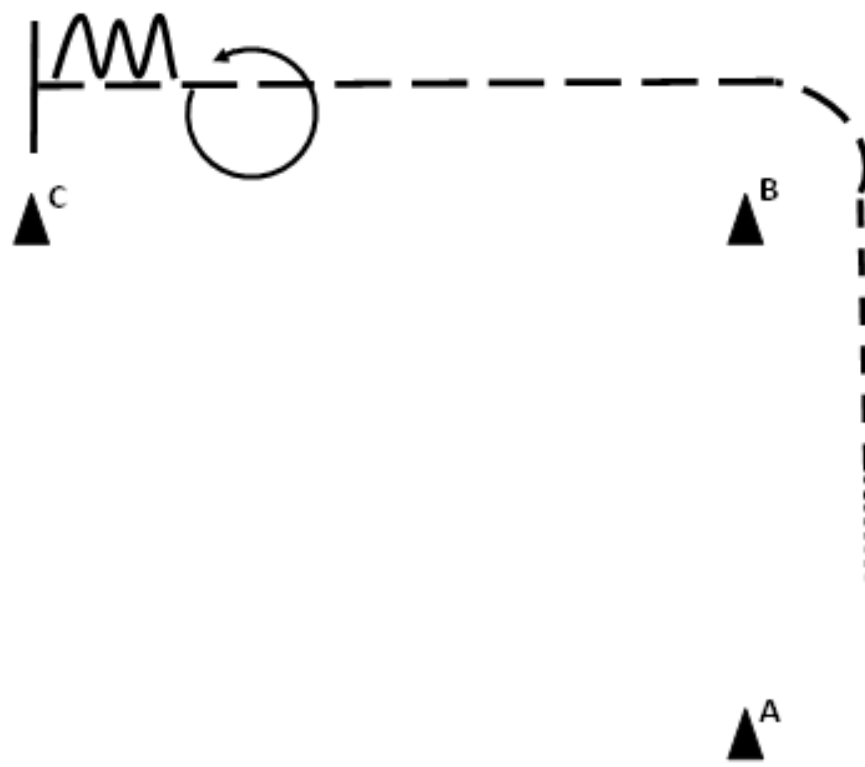
## Showmanship—Senior



1. Walk from A to B
2. Jog around B to C
3. Stop at C and set up for inspection
4. When dismissed back a horse length
5. Perform a 270 degree pivot
6. Walk to line

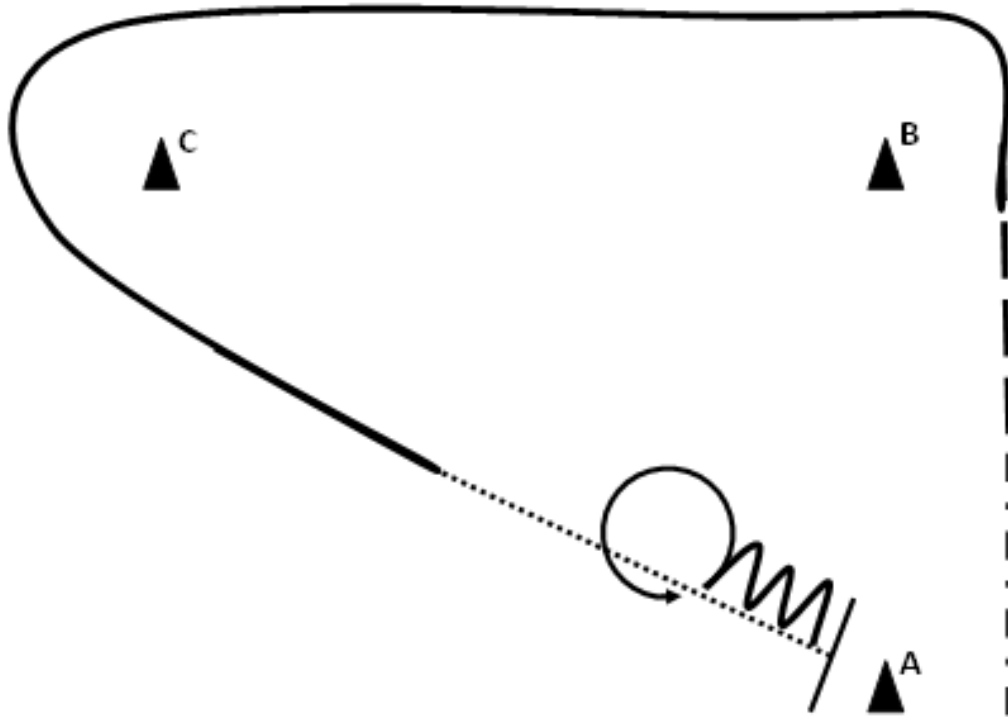
C. Sempek

## Western Horsemanship—Junior and Walk/Trot



1. Walk halfway from A to B
2. Jog to B
3. At B extend jog to C
4. At C, stop, and back a horse length
5. Perform a 360 degree pivot to the left
6. Walk to line

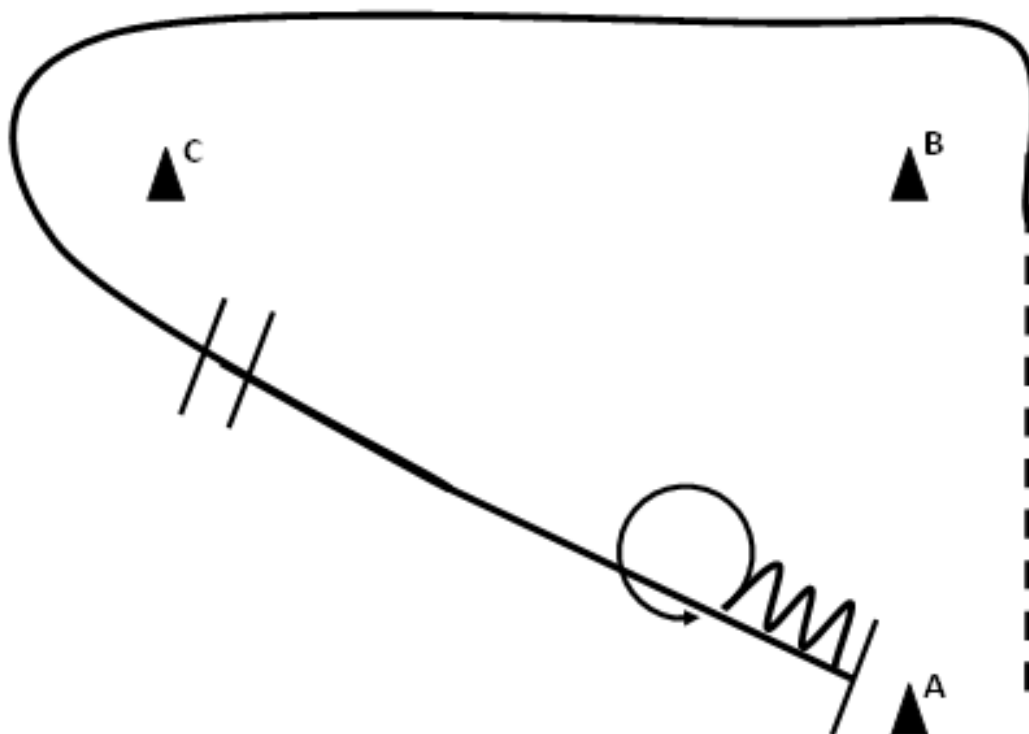
## Western Horsemanship—Intermediate



1. Jog halfway from A to B
2. Extend jog to B
3. At B lope left lead to and around C
4. Half way to A break to a walk
5. Walk to A, stop, and back a horse length
6. Perform a 360 degree pivot to the left
7. Walk to line

C. Sempek

## Western Horsemanship—Senior



1. Extended jog from A to B
2. At B lope left lead to and around C
3. After C perform a simple or flying lead change
4. Lope right lead to A
5. At A stop and back a horse length
6. Perform a 360 degree pivot to the left
7. Walk to line

C. Sempek

**Junior Reining – 4-H pattern #1**

**Intermediate Reining – 4-H pattern #2**

**Senior Reining – 4-H pattern #4**