

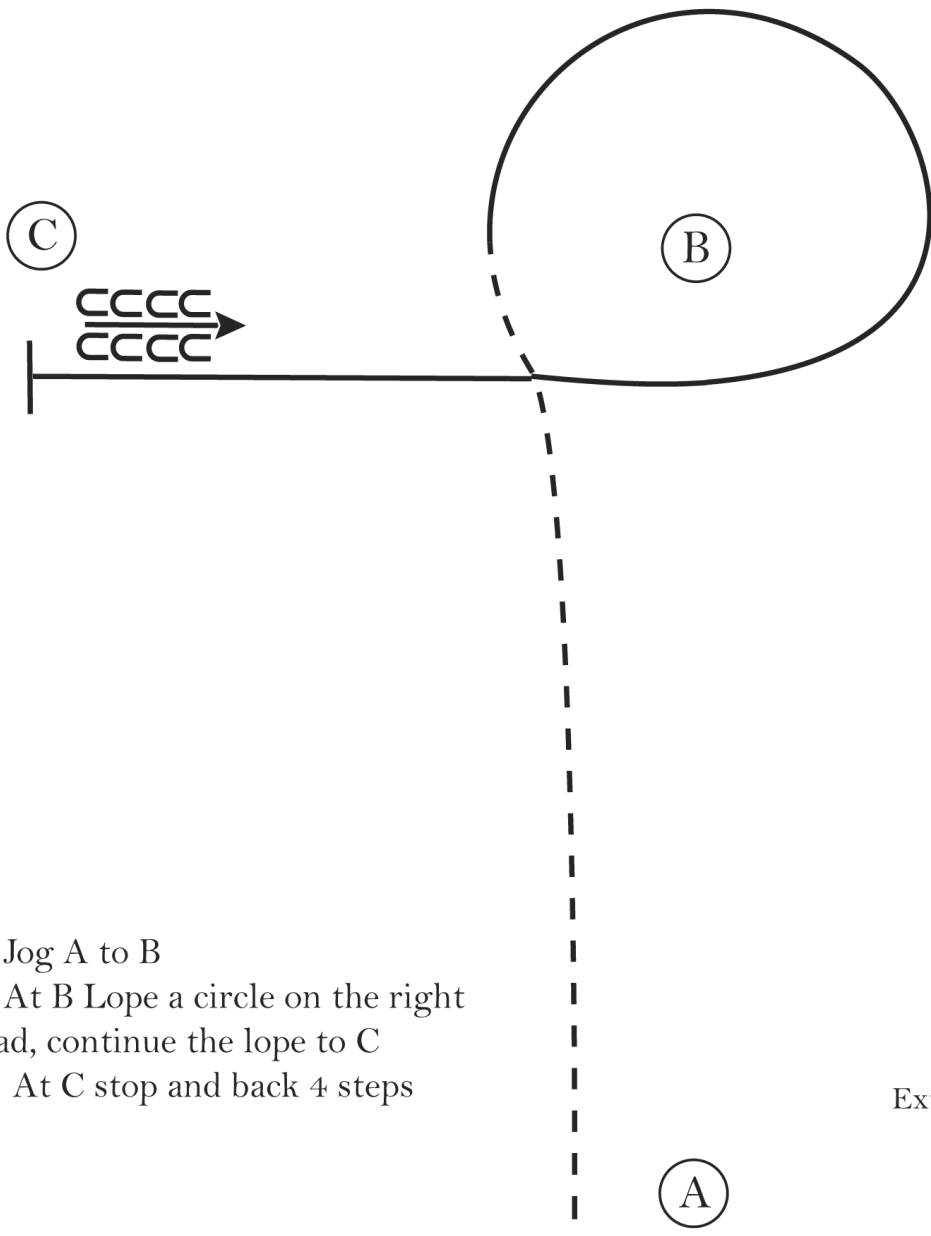
Washington 23

Western Horsemanship (Jr.)

Show Date: 07-30-2023

w w w . H o r s e S h o w P a t t e r n s . c o m

w w w . H o r s e S h o w P a t t e r n s . c o m



1. Jog A to B
2. At B Lope a circle on the right lead, continue the lope to C
4. At C stop and back 4 steps

- Walk (dotted line)
- Jog - - - - - (dashed line)
- Extended Jog - - - - - (long dashed line)
- Lope _____ (solid line)
- Leg Yield ||||| (vertical bars)
- Lead Change / (diagonal slash)
- Back ← C C C C (left arrow with 'C' characters)
- Marker (B) (circle with 'B')
- Sidepass ← - - - - - (dashed line with arrow)

[WH/1-7]

Pattern Provided by:
Hannah Birt

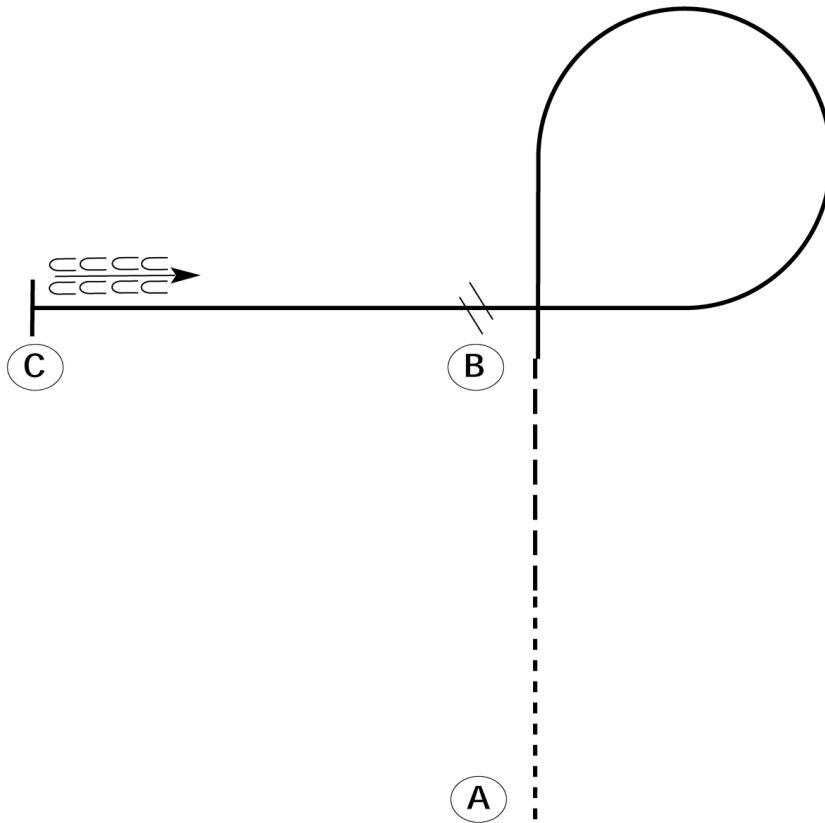
Washington 23

Western Horsemanship (Int./Sr.)

Show Date: 07-30-2023

w w w . H o r s e S h o w P a t t e r n s . c o m

w w w . H o r s e S h o w P a t t e r n s . c o m



Be ready at A.

1. Walk from A 1/2 way to B.
2. Jog the rest of the way to B.
3. Lope a circle to the right.
4. Change leads at B.
5. Lope on the left lead to C.
6. Stop at C and back one horse length.

Retire to the rail or line up at a jog.

Walk -----

Jog - - - - -

Extended Jog - - - - -

Lope _____

Leg Yield |||||

Lead Change /

Back ←

Marker (B)

Sidepass ← →

[WH/2-25]

Pattern Provided by:

Hannah Birt

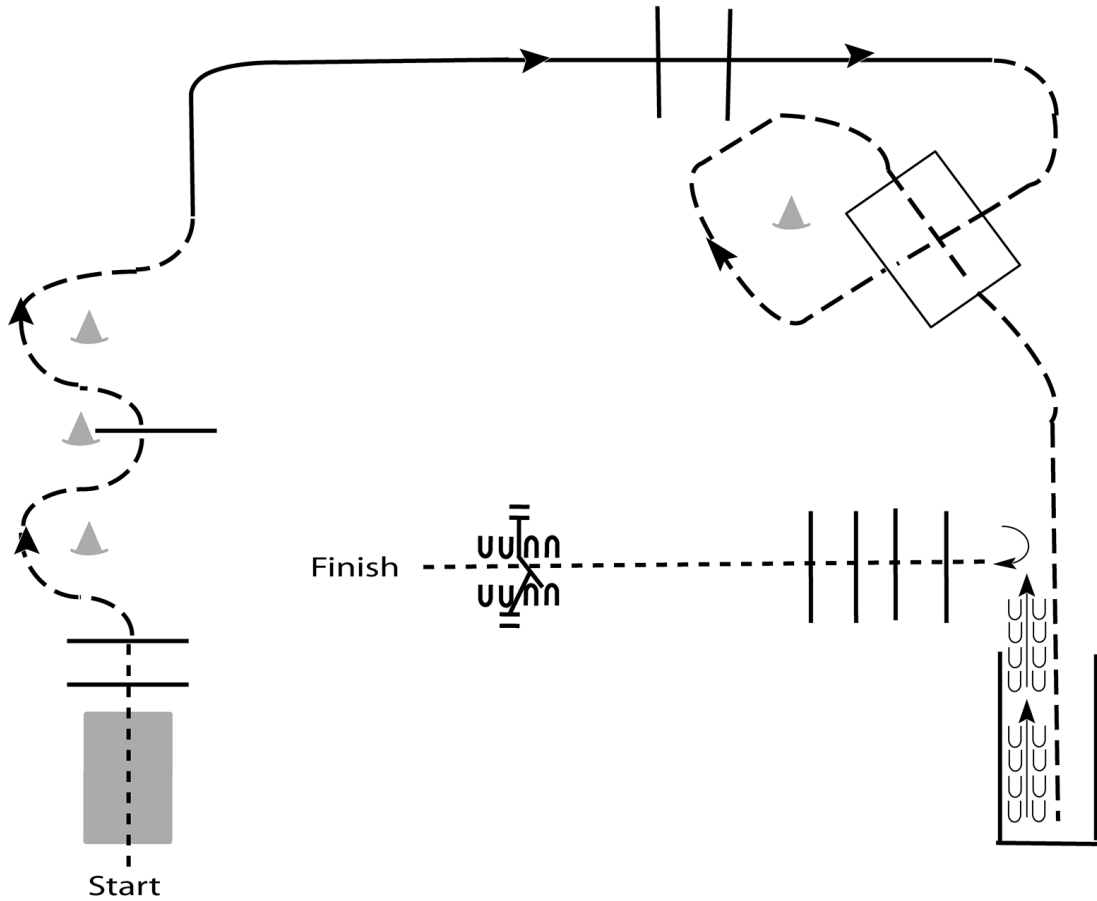
Washington 23

Trail (All Ages)

Show Date: 07-30-2023

www.HorseShowPatterns.com

www.HorseShowPatterns.com



Be ready at start.

1. Walk over bridge and over poles.
2. Jog through serpentine and over pole.
3. Lope on the right lead over poles.
4. Jog through box and into chute.
5. Back out of chute.
6. Turn 90 degrees and walk over elevated poles.
7. Work gate with left hand.

| | |
|---------------------|-----------|
| Walk | ----- |
| Jog | - - - - - |
| Extended Jog | - - - - - |
| Lope | ————— |
| Leg Yield | |
| Lead Change | — / — |
| Back | ← ← ← ← ← |
| Marker | ⓑ |
| Sidepass | ← ——— → |

[T/1-6]

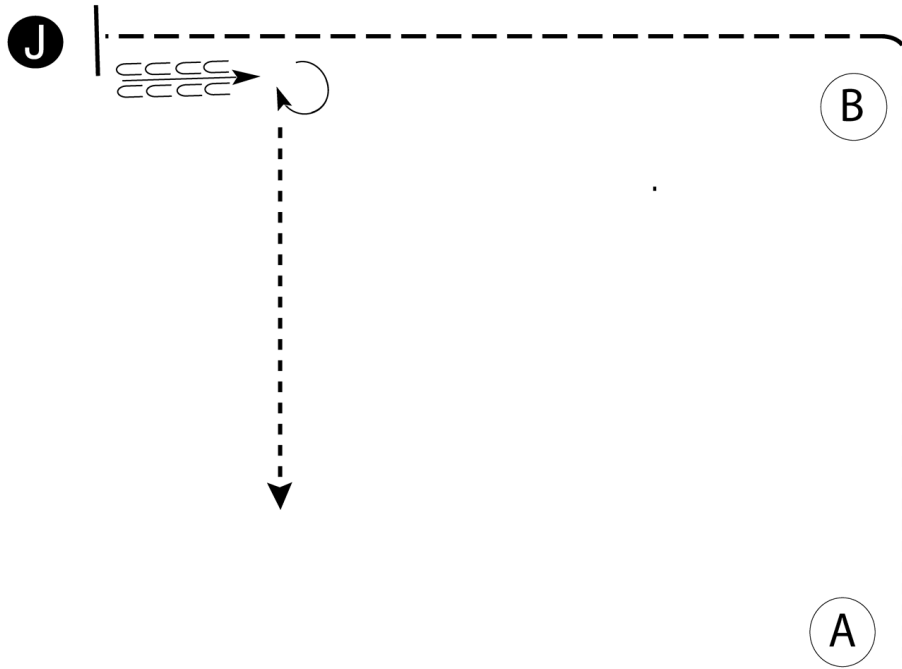
Pattern Provided by:

Hannah Birt

Washington 23

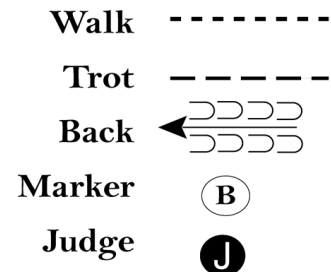
Showmanship (Int./Sr.)

Show Date: 07-30-2023



Be ready at A.

1. Walk to B.
2. Trot around B and to judge.
3. Stop and set up for inspection.
4. When dismissed, back one horse length.
5. Turn 270 degrees and walk straight off.



[S/1-23]

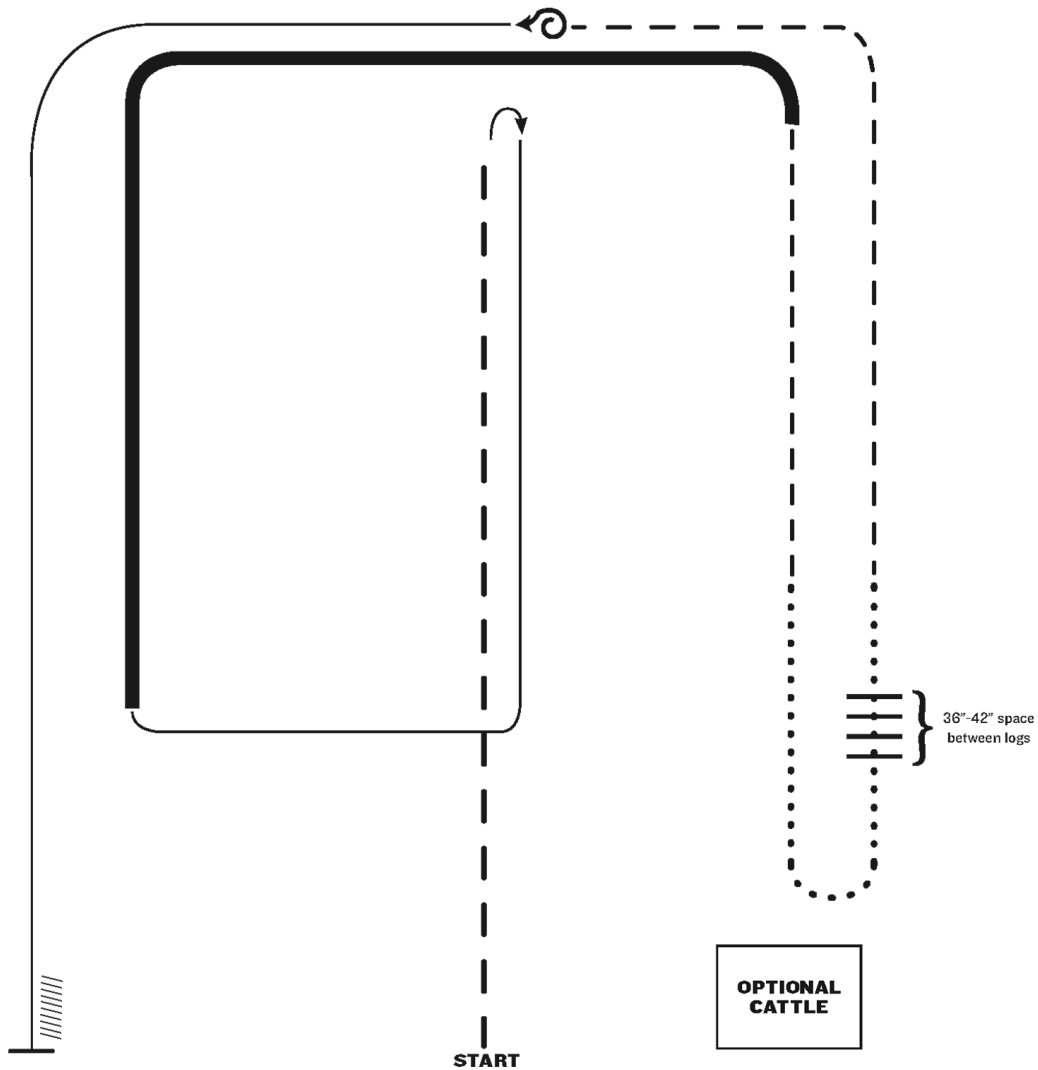
Pattern Provided by:

Hannah Birt

Washington 23

Ranch Riding (All Ages)

Show Date: 07-30-2023



1. Extended trot
2. Stop, rollback right
3. Lope right lead
4. Extended lope (right lead)
5. Trot
6. Walk
7. Walk over logs
8. Walk
9. Trot
10. Stop, 360 left
11. Lope left lead
12. Stop and back

Note: The drawn description of this pattern is only intended for the general depiction of the pattern. Exhibitors should utilize the arena space to best exhibit their horses.

[RR/AQHA-15]

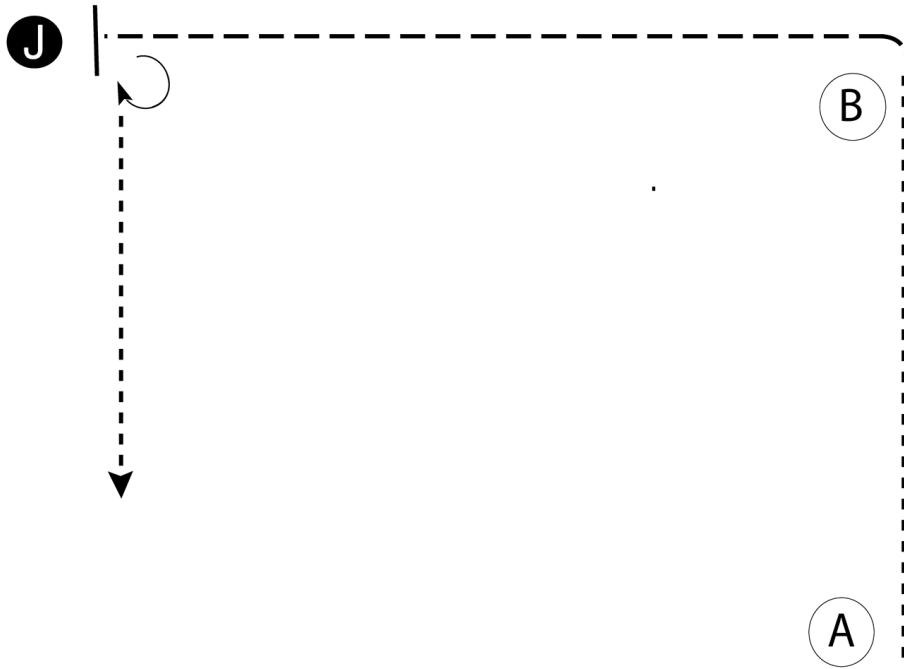
Pattern Provided by:

Hannah Birt

Washington 23

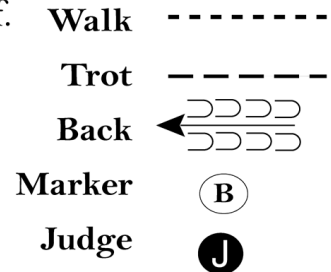
Showmanship (Jr.)

Show Date: 07-30-2023



Be ready at A.

1. Walk to B.
2. Trot around B and to judge.
3. Stop and set up for inspection.
4. When dismissed, turn 270 degrees and walk straight off.



[S/WT-23]

Pattern Provided by:

Hannah Birt

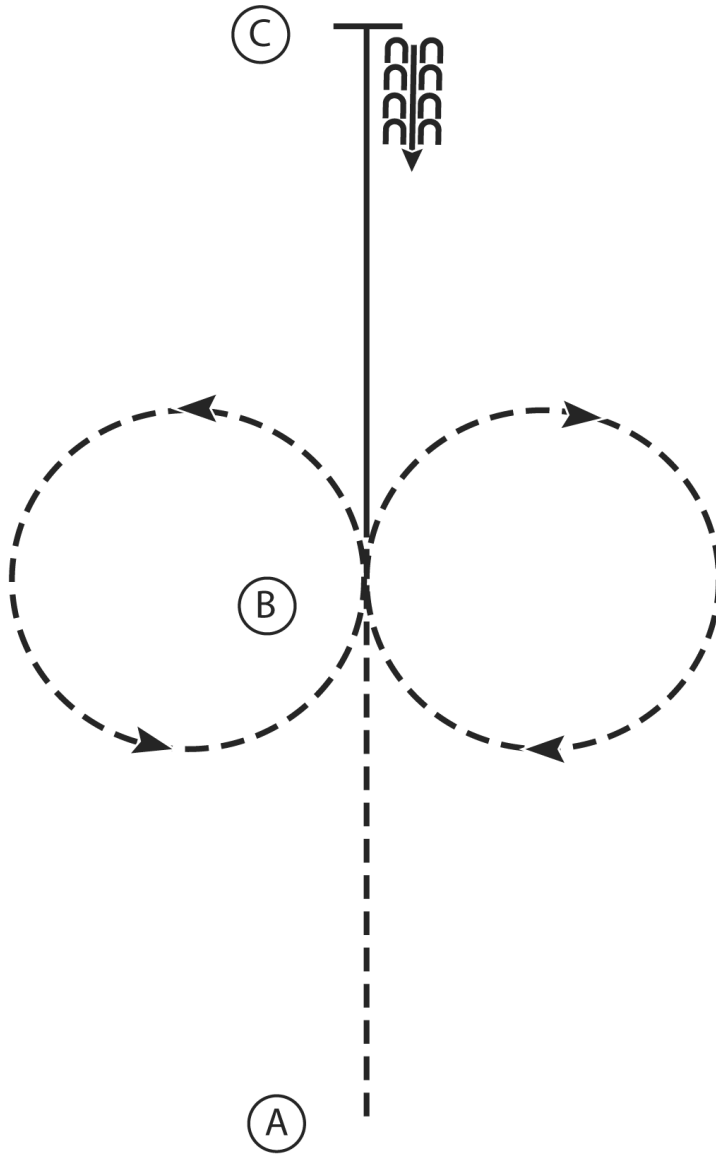
Washington 23

Hunt Seat Equitation (All Ages)

Show Date: 07-30-2023

w w w . H o r s e S h o w P a t t e r n s . c o m

w w w . H o r s e S h o w P a t t e r n s . c o m



1. Sitting trot A to B
2. At B posting trot circle to the right
3. At B posting trot circle to the left
4. At B canter on the left lead to C
5. At C stop and back 4 steps

| | |
|---------------|-------------|
| Walk | |
| Trot | - - - - - |
| Extended Trot | - - - - - |
| Canter | ————— |
| Leg Yield | |
| Lead Change | — / — |
| Back | ← C C C C |
| Marker | (B) |
| Sidepass | ← - - - - → |

[HSE/1-6]

Pattern Provided by:

Hannah Birt