

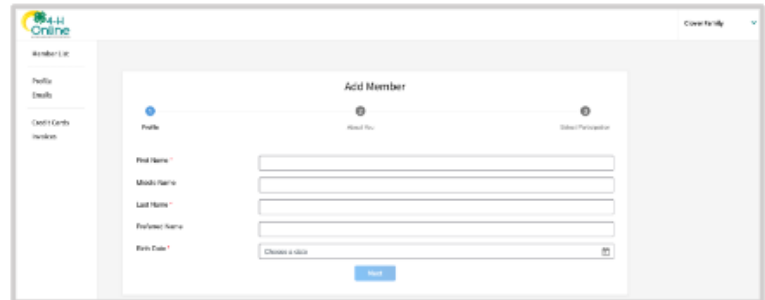
4honline 2.0 Steps to Add New Member to Family

Adding a New Member to the Family

1. Enter the member's information.
2. Click the Next button.

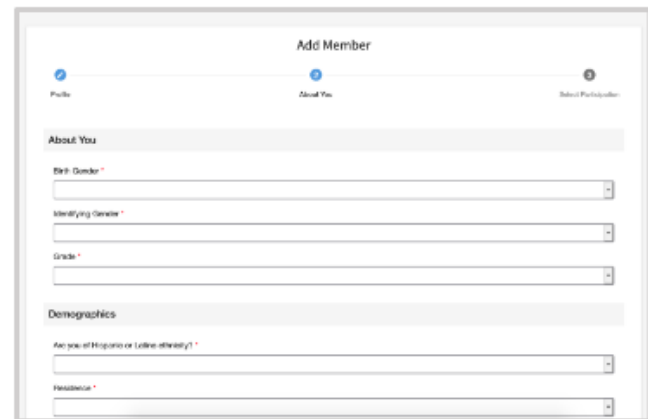
NOTE: fields marked with a red asterisk (*) are required fields and must be completed.

NOTE: If your Institution offers enrollment for more than one program, you will have see an additional step to select your program.



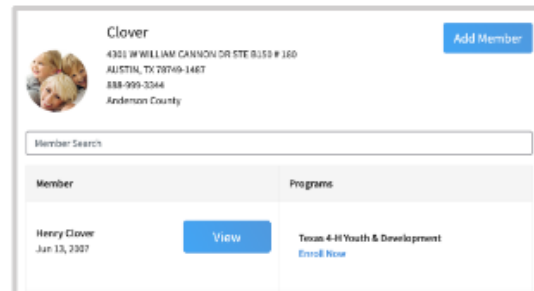
3. Complete the "About You" form with the requested information.
4. Click the Next button.

NOTE: Questions listed on this page may vary by Institution.



If you have selected that you will be participating, but not as a Club Member or Volunteer, your record is complete. You may register for events that are available to participants. Please see the Event Registration instructions.

If you would like to enroll as a Club Member or Volunteer at any time, click "Enroll Now" from the Member List and continue to [Youth and Cloverbud Member Enrollment](#) or [Adult Volunteer Enrollment](#).



Member	Programs
Henry Clover Jan 13, 2007	Texas 4-H Youth & Development Enroll Now