



# 2024 Scotts Bluff County Fair 4-H Fair Book



## VEGETABLES, HERBS, FRUITS, & EDUCATIONAL EXHIBITS

Only one entry per class. <sup>S</sup><sub>F</sub> Classes only are State Fair eligible.

**All static exhibits must have received a purple ribbon at the county fair to advance to the State Fair.**

Exhibits are limited to ONE EXHIBIT PER EXHIBIT CLASS NUMBER. Entries must be the work of the 4-H member. Scoresheets, forms, contest study materials, and additional resources can be found at <https://go.unl.edu/ne4hhorticulture>.

State Fair Premier 4-H Science Award is available in this area.

**Superintendent:** Laurie Zitterkopf

### Division 773


(Scoresheet SF108) Gardening will be entered on Static Entry Day. Garden entries will be made at the 4-H booth in the Events Center. Only vegetables grown in a garden cared for by 4-H members will be eligible to compete in this division. Exhibits are limited to ONE ENTRY PER EXHIBIT CLASS NUMBER. The cultivar or variety name must be included on all entry cards. Failure to identify the cultivar or variety will drop the entry one ribbon placing. Proper identification is the responsibility of the exhibitor, not the Extension staff or office personnel. Exhibits entered under an incorrect class number or containing an incorrect number of vegetables will be dropped one ribbon placing.

Follow the guidelines in "Selecting and Preparing Vegetables, Herbs and Fruits for Exhibit" 4H 226 (revised 2022) (Free Download -

<https://extensionpubs.unl.edu/publication/9000016467960/selecting-and-preparing-vegetables-herbs-and-fruits-for-exhibit/>) when preparing entries for the fair. All vegetables will be judged

and exhibited according to this guide, with the exception that all vine crops have one inch stems. Tomatoes, musk melon/cantaloupe will be displayed without stems, tomatoes with blossom end up. Judges will determine overall Grand Champion and Reserve Champion to garden exhibitors on exhibit merit from Project Winners.

|                                     |                      | # to Exhibit |
|-------------------------------------|----------------------|--------------|
| <sup>S</sup> <sub>F</sub> Class 201 | Lima Beans           | 12           |
| <sup>S</sup> <sub>F</sub> Class 202 | Snap Beans           | 12           |
| <sup>S</sup> <sub>F</sub> Class 203 | Wax Beans            | 12           |
| <sup>S</sup> <sub>F</sub> Class 204 | Beets                | 5            |
| <sup>S</sup> <sub>F</sub> Class 205 | Broccoli             | 2            |
| <sup>S</sup> <sub>F</sub> Class 206 | Brussels Sprouts     | 12           |
| <sup>S</sup> <sub>F</sub> Class 207 | Green Cabbage        | 2            |
| <sup>S</sup> <sub>F</sub> Class 208 | Red Cabbage          | 2            |
| <sup>S</sup> <sub>F</sub> Class 209 | Carrots              | 5            |
| <sup>S</sup> <sub>F</sub> Class 210 | Cauliflower          | 2            |
| <sup>S</sup> <sub>F</sub> Class 211 | Slicing Cucumbers    | 2            |
| <sup>S</sup> <sub>F</sub> Class 212 | Pickling Cucumbers   | 5            |
| <sup>S</sup> <sub>F</sub> Class 213 | Eggplant             | 2            |
| <sup>S</sup> <sub>F</sub> Class 214 | Kohlrabi             | 5            |
| <sup>S</sup> <sub>F</sub> Class 215 | Muskmelon/Cantaloupe | 2            |
| <sup>S</sup> <sub>F</sub> Class 216 | Okra                 | 5            |
| <sup>S</sup> <sub>F</sub> Class 217 | Yellow Onions        | 5            |
| <sup>S</sup> <sub>F</sub> Class 218 | Red Onions           | 5            |
| <sup>S</sup> <sub>F</sub> Class 219 | White Onions         | 5            |
| <sup>S</sup> <sub>F</sub> Class 220 | Parsnips             | 5            |
| <sup>S</sup> <sub>F</sub> Class 221 | Bell Peppers         | 5            |






# 2024 Scotts Bluff County Fair 4-H Fair Book



|                          |  |        |
|--------------------------|--|--------|
| S <sub>F</sub> Class 222 | Sweet (Non-Bell) Peppers   | 5      |
| S <sub>F</sub> Class 223 | Jalapeno Peppers   | 5      |
| S <sub>F</sub> Class 224 | Hot (Non-Jalapeno) Peppers   | 5      |
| S <sub>F</sub> Class 225 | White Potatoes   | 5      |
| S <sub>F</sub> Class 226 | Red Potatoes   | 5      |
| S <sub>F</sub> Class 227 | Russet Potatoes  | 5      |
| S <sub>F</sub> Class 228 | Other Potatoes   | 5      |
| S <sub>F</sub> Class 229 | Pumpkin  | 2      |
| S <sub>F</sub> Class 230 | Miniature Pumpkins (Jack Be Little type)   | 5      |
| S <sub>F</sub> Class 231 | Radish   | 5      |
| S <sub>F</sub> Class 232 | Rhubarb  | 5-tied |
| S <sub>F</sub> Class 233 | Rutabaga   | 2      |
| S <sub>F</sub> Class 234 | Green Summer Squash  | 2      |
| S <sub>F</sub> Class 235 | Yellow Summer Squash   | 2      |
| S <sub>F</sub> Class 236 | White Summer Squash  | 2      |
| S <sub>F</sub> Class 237 | Acorn Squash   | 2      |
| S <sub>F</sub> Class 238 | Butternut Squash   | 2      |
| S <sub>F</sub> Class 239 | Buttercup Squash   | 2      |
| S <sub>F</sub> Class 240 | Other Winter Squash  | 2      |
| S <sub>F</sub> Class 241 | Sweet Corn (in husks)  | 5      |
| S <sub>F</sub> Class 242 | Swiss Chard  | 5      |
| S <sub>F</sub> Class 243 | Red Tomatoes (2" or more)  | 5      |
| S <sub>F</sub> Class 244 | Roma or Sauce-type Tomatoes  | 5      |
| S <sub>F</sub> Class 245 | Salad Tomatoes (under 2" diameter)   | 12     |
| S <sub>F</sub> Class 246 | Yellow Tomatoes (2" or more)   | 5      |
| S <sub>F</sub> Class 247 | Turnips  | 5      |
| S <sub>F</sub> Class 248 | Watermelon   | 2      |
| S <sub>F</sub> Class 249 | Dry Edible Beans   | 1 pint |
| S <sub>F</sub> Class 250 | Gourds, mixed types  | 5      |
| S <sub>F</sub> Class 251 | Gourds, single variety   | 5      |
| S <sub>F</sub> Class 252 | Any other vegetable 2, 5 or 12 (do not duplicate entries in classes 201-252) that doesn't fit in any other class.  |        |
| S <sub>F</sub> Class 255 | 4-H Vegetable Garden Collection of five kinds of vegetables. Display Garden Collection in a box not more than 24" in any dimension. Boxes will not be returned. Showmanship will be considered in judging, but plastic grass, cotton, figurines, etc. should not be used in exhibit boxes. Each vegetable in the collection should be exhibited with the number specified for individual class (201-253). Do not duplicate entries in classes 201-253 with any in the group collection.  |        |
| S <sub>F</sub> Class 256 | 4-H Cultivar Vegetable Collection. Vegetables entered in the collection are 5 cultivars from a single exhibit; for example, 5 cultivars of all types of peppers or squash or onions or tomatoes, etc. Display in a box not more than 24" in any dimension. Boxes will not be returned. Showmanship will be considered in judging; but plastic grass, cotton, figurines, etc. should not be used in exhibit boxes. Each vegetable in the collection should be exhibited with the number specified for individual class (201-253). |        |
| Class 6                  | Big Onion Contest - one vegetable is all that is required for exhibit. Entries will be judged according to weight. Prepare onion using the 4-H Guide 4-H 226 "Selecting and Preparing Vegetables, Herbs and Fruits for Exhibit" revised 2022 (Free Download -  |        |





# 2024 Scotts Bluff County Fair 4-H Fair Book



<https://extensionpubs.unl.edu/publication/9000016467960/selecting-and-preparing-vegetables-herbs-and-fruits-for-exhibit/>.

## Herbs

Herbs will be judged using the same general criteria used for vegetables. Those grown for their seed, such as dill and caraway, should be exhibited on a plate. Those grown for their leaves such as basil, parsley, etc. should be exhibited in a clear glass container of water with foliage removed below the water line to prevent rotting. To hold herb leaves in place it is suggested to use tin foil or a type of plastic wrap with holes poked into it or frog lids. Potted herb plants will be disqualified and will not be judged. Score Sheet SF108.

|                          |   |   |
|--------------------------|---|---|
| S <sub>F</sub> Class 260 | Basil   | 5   |
| S <sub>F</sub> Class 261 | Dill (dry)  | 5   |
| S <sub>F</sub> Class 262 | Garlic (bulbs)  | 5   |
| S <sub>F</sub> Class 263 | Mint  | 5   |
| S <sub>F</sub> Class 264 | Oregano   | 5   |
| S <sub>F</sub> Class 265 | Parsley   | 5   |
| S <sub>F</sub> Class 266 | Sage  | 5   |
| S <sub>F</sub> Class 267 | Thyme   | 5   |
| S <sub>F</sub> Class 268 | Any Other Herb  | 5 (do not duplicate entries in classes 260-267) |
| S <sub>F</sub> Class 269 | 4-H Herb Garden Display of 5 different cut herbs. Herbs are to be cut not potted. Displayed in a box or other holder not more than 18" in any dimension. Each herb in the collection should be exhibited with the number specified for classes 260-268. Do not duplicate entries in classes 260-268 with any in the group collection. |   |

## Fruits


Fruits will be judged using the same general criteria used for vegetables. Fruit will be judged for the stage of maturity normal for that season and growing location. Emphasis will be placed on how well fruit approaches market quality. Score sheet SF108.

|                          |  |  |
|--------------------------|--|--|
| S <sub>F</sub> Class 280 | Strawberries (everbearers)   | 1 pint   |
| S <sub>F</sub> Class 281 | Grapes   | 2 bunches  |
| S <sub>F</sub> Class 282 | Apples   | 5  |
| S <sub>F</sub> Class 283 | Pears  | 5  |
| S <sub>F</sub> Class 284 | Wild Plums   | 1 pint   |
| S <sub>F</sub> Class 285 | Other small fruit or berries   | 1 pint (do not duplicate entries in classes 280-284) |
| S <sub>F</sub> Class 286 | Other fruits OR nuts 5 (do not duplicate entries in classes 280-284) |  |

## Educational Exhibits

S<sub>F</sub>Class 290 **Garden Promotion Poster** (Score Sheet SF103) – Individual poster promoting vegetable or herb gardening, size 14" x 22" either vertical or horizontal arrangement. Poster may be in any medium so long as it is not 3-dimensional. Posters using copyrighted material will not be accepted. Entry card must be attached to the upper right hand corner. The 4-H member's name, age, county, and years in the project(s) must be on the back of the poster.

S<sub>F</sub>Class 291 **Educational Vegetable Garden or Herb Garden Poster** (Score Sheet SF104) – Prepare a poster 14" x 22" x 2" (3-dimensional if needed) either vertical or horizontal arrangement illustrating a skill or project the 4-H'er has done or learned about in a 4-H vegetable garden project. One might show a special technique used or equipment incorporated in the garden (e.g., drip irrigation system, composting, or special techniques learned). Refer to 4-H





## 2024 Scotts Bluff County Fair 4-H Fair Book



horticulture project manuals, but use your own creativity. Entry card must be attached to the upper right hand corner. The 4-H member's name, age, county, and years in project(s) must be on the back of the poster.

- S<sub>F</sub>Class 292 Vegetable and/or Herb Gardening History Interview** (Score Sheet SF105) – Neatly handwritten or typed account of a gardening history interview of someone whose vegetable or herb garden has inspired you. Maximum of 4 pages of text and 2 pages of pictures (include 1 picture of the person you interviewed) of their garden if the individual is still gardening. Protect with a clear report cover. The 4-H member's name, age, county, and years in the project(s) must be on the back of the report cover.
- S<sub>F</sub>Class 293 Vegetable Seed Display** (Score Sheet SF101) – Each display must include seeds representing the following families: Cucurbit, Brassica (cabbage), Solanaceous (nightshade), and Legume (pea) families plus representatives from 5 other families. Group the seeds by family and type. Glue seeds or otherwise fasten clear containers of seeds to a board or poster mat board no larger than 22" x 24". Label each group and each individual vegetable type with the common and scientific names. Use only one variety or cultivar of each vegetable, except for beans where several examples of beans may be shown. Attach a card to the back of the display explaining why and how it is important to know which vegetables are related, and cite references on where the scientific name information was found. The 4-H member's name, age, county, and years in the project(s) must be on the back of the display. Information on vegetable family members can be obtained from the Extension office.
- S<sub>F</sub>Class 294 World of Vegetables Notebook** (Score Sheet SF102) – Choose a favorite foreign cuisine and learn what vegetables and/or herbs are common to it (e.g., Mexican, African, Chinese, Italian, etc.). Include a report telling about a minimum of 5 vegetables and/or herbs from each country chosen. Include the scientific and common names; pictures of the plants from your garden or seed catalogs; tell how they are grown; and how the foods are used. Also, list a source for buying the seed or plants. Favorite recipes using some or all of the vegetables described may be included. Give proper credit by listing the source of pictures and information used. Protect in a clear report cover or 3-ring notebook. The 4-H member's name, age, county, and years in the project(s) must be on the back cover of the report cover or notebook.

### Special Garden Project Division 775

The Special Garden Project changes annually. More information may be found at [4-H Special Garden Project](#).

- S<sub>F</sub>Class 1 Special Garden Project** – Scoresheet SF109 Educational exhibit based on what was learned from the project. Present information on a poster 14" X 22" either vertical or horizontal arrangement or in a clear plastic report cover. The 4-H member's name, age, full address, and county must be on the back of the poster or report cover.
- S<sub>F</sub>Class 2 Special Garden Project Fresh Cut Flowers, Herbs or Harvested Vegetables** – The current years' Special Garden Project fresh cut flowers, herbs or harvested vegetables should be entered in this class. Refer to classes 001-045 for quantity to exhibit if special garden project is a fresh cut flower. Score Sheet SF106. Refer to classes 201-252 for quantity to exhibit if special garden project is a vegetable. Scoresheet SF108. Flowers and herbs must be cut not potted.

