



## Floriculture, Educational Exhibits & Houseplants

Only one entry per class. <sup>S</sup><sub>F</sub> Classes only are State Fair eligible.

**All static exhibits must have received a purple ribbon at the county fair to advance to the State Fair.**

Exhibits are limited to ONE EXHIBIT PER EXHIBIT CLASS NUMBER. Entries must be the work of the 4-H member. Scoresheets, forms, contest study materials, and additional resources can be found at <https://go.unl.edu/ne4hhorticulture>.

**State Fair Premier 4-H Science Award is available in this area.**

**Superintendent:** Laurie Zitterkopf


### Division 770

Exhibits will be judged on the selection of plant specimens, arrangement of plants, quality of plant material and construction materials. Plants should be established in the container. If potted container with several cultivar or varieties identify each individually within the pot. Failure to identify the cultivar or variety will drop the entry one ribbon placing. Proper identification is the responsibility of the exhibitor not the Extension staff or office personnel. For Floriculture, punch hole in the top center of entry tag, use a rubber band to securely attach entry tag to containers. All 3 or 5 stems of cut flowers should be the same cultivar and color, do not mix cultivars and colors. Containers will not be judged; however, they should be clear glass containers that will not tip over and of adequate size to display blooms. A perennial is defined as a plant of which the crown overwinters. An annual is a plant that grows from seed each season, whether self-seeded or planted by the gardener. A biennial is a plant that germinates, grows and overwinters as a crown, blooms the following year and dies. Foliage will be considered when exhibit is judged.

**Follow the guidelines in 4-H “[Preparing Cut Flowers for Exhibits](#)” 4H227 (revised 2022)**

(Free Download - when preparing entries for the fair.)

- <sup>S</sup><sub>F</sub>Class 1 Aster
- <sup>S</sup><sub>F</sub>Class 2 Bachelor Buttons
- <sup>S</sup><sub>F</sub>Class 3 Bells of Ireland
- <sup>S</sup><sub>F</sub>Class 4 Brownallia
- <sup>S</sup><sub>F</sub>Class 5 Calendula
- <sup>S</sup><sub>F</sub>Class 6 Celosia (crested or plume) (3 stems)
- <sup>S</sup><sub>F</sub>Class 7 Cosmos
- <sup>S</sup><sub>F</sub>Class 8 Dahlia
- <sup>S</sup><sub>F</sub>Class 9 Dianthus
- <sup>S</sup><sub>F</sub>Class 10 Foxglove
- <sup>S</sup><sub>F</sub>Class 11 Gladiolous (3 stems)
- <sup>S</sup><sub>F</sub>Class 12 Gomphrena
- <sup>S</sup><sub>F</sub>Class 13 Hollyhock (3 stems)
- <sup>S</sup><sub>F</sub>Class 14 Marigold
- <sup>S</sup><sub>F</sub>Class 15 Pansy
- <sup>S</sup><sub>F</sub>Class 16 Petunia
- <sup>S</sup><sub>F</sub>Class 17 Salvia
- <sup>S</sup><sub>F</sub>Class 18 Snapdragon
- <sup>S</sup><sub>F</sub>Class 19 Statice
- <sup>S</sup><sub>F</sub>Class 20 Sunflower (under 3” diameter – 5 stems, 3” or more in diameter – 3 stems)
- <sup>S</sup><sub>F</sub>Class 21 Vinca
- <sup>S</sup><sub>F</sub>Class 22 Zinnia





S<sub>F</sub>Class 23 Any other annual or biennial (under 3" diameter – 5 stems, 3" or more diameter – 3 stems)

**CUT FLOWER PERENNIALS** - 5 stems of a single variety (cultivar) unless otherwise noted in parenthesis.

Classes 30-46 - (Scoresheet SF106)

S<sub>F</sub>Class 30 Achillea/Yarrow

S<sub>F</sub>Class 31 Chrysanthemum

S<sub>F</sub>Class 32 Coneflower

S<sub>F</sub>Class 33 Coreopsis

S<sub>F</sub>Class 34 Daisy

S<sub>F</sub>Class 35 Gaillardia

S<sub>F</sub>Class 36 Helianthus

S<sub>F</sub>Class 37 Hydrangea (3 stems)

S<sub>F</sub>Class 38 Liatris (3 stems)

S<sub>F</sub>Class 39 Lilies (3 stems) (Not Daylilies)

S<sub>F</sub>Class 40 Platycodon

S<sub>F</sub>Class 41 Rose (3 stems)

S<sub>F</sub>Class 42 Rudebeckia/Black-eyed Susan

S<sub>F</sub>Class 43 Sedum

S<sub>F</sub>Class 44 Statice

S<sub>F</sub>Class 45 Any other perennial (under 3" diameter – 5 stems, 3" or more in diameter – 3 stems)


S<sub>F</sub>Class 46 4-H Flower Garden Collections of 5 different cut flowers. Flowers are to be cut not potted. Each flower in the collection should be exhibited with the number specified for classes 1-45. Display in a box or other holder not more than 18" in any dimension.

**EDUCATIONAL EXHIBITS**

S<sub>F</sub>Class 50 **Flower Notebook** - Exhibit a notebook containing pictures of flowers grown in Nebraska. There must be at least 10 different species of annuals and/or biennials and 10 different species of perennials hardy to Nebraska. Bulbs may be included in a separate section. 4-H'ers may show more than one cultivar of the same species, but they will only count as one species. The notebook must be the result of the current year's work. Pictures from garden catalogs, hand drawn pictures, or photographs may be used. Each species/cultivar must be labeled with the correct common name and scientific name; the height and spread of the plant and the growing conditions (for example: needs full sun and dry sandy soil) the species prefers. In addition to this information, bulbs should also be labeled as spring or summer flowering. Give proper credit by listing the sources of pictures and information used. The 4-H member's name, age, county, and years in the project(s) must be on the back of the notebook. Scoresheet SF100.

S<sub>F</sub>Class 51 **Flower Garden Promotion Poster** - Individual poster promoting flower gardening, size 14" x 22" either vertical or horizontal arrangement. Poster may be in any medium: watercolor, ink, crayon, etc. as long as it is not 3 - dimensional. Posters using copyrighted material will not be accepted. Entry card must be stapled to the upper right hand corner. The 4-H member's name, age, county, and years in the project(s) must be on the back of the poster. Scoresheet SF103.

S<sub>F</sub>Class 52 **Educational Flower Garden Poster** - Prepare a poster 14" x 22" x 2" (3-dimensional if needed) either vertical or horizontal arrangement illustrating a skill or project you have done or learned about in a 4-H flowers or houseplant project. One might show a special technique used or equipment incorporated in the garden. Refer to 4-H





horticulture project manuals, but use your own creativity. Entry card must be stapled to the upper right-hand corner. The 4-H member's name, age, county, and years in the project(s) must be on the back of the poster. Scoresheet SF104.

**S<sub>F</sub>Class 53 Flower Gardening History Interview** - Neatly handwritten or typed account of a gardening history interview with an older person whose garden has inspired you. Maximum of 4 pages of text and 2 pages of pictures (include 1 picture of the person you interviewed) of their flower garden if the individual is still gardening. Protect with a clear report cover. The 4-H member's name, age, county, and years in the project(s) must be on the back of the report cover. Scoresheet SF105.


**HOUSEPLANTS**

Entries must be designed and planted by the 4-H member. Exhibitors may enter only one exhibit in each class. The 4-H member's name, age, county, and years in the project(s) must be on the bottom or back of the container and saucer Any container plant, (flowering or foliage potted houseplants, dish gardens, fairy or miniature gardens, desert gardens, or terrariums) shall be in containers no larger than 12 inches (use inside opening measurement) in any dimension of length or width. No combination of pots may be used. All potted plants are to be in a one pot container. Any container grown plant in Classes 60-66 that is does not follow these guidelines will be dropped one ribbon placing.4-H member is responsible for watering plants during exhibition week. Container Gardens must have a saucer underneath to catch drainage water. The 4-H program cannot be responsible for the condition of the plant when it is returned.

The choice of container and soil quality will be considered in judging. Each houseplant must be identified by listing the names on the entry tag or on a card attached to the container. Identify each plant individually if more than one cultivar or variety. Houseplants should be grown in the display container for a minimum of six weeks. Plants grown as houseplants must be used. NebGuide G2205 "Guide to Growing Houseplants" and NebGuide G837 "Guide to Selecting Houseplants" includes a listing of common houseplants. Containers of annual flowers or annual plants (i.e. petunias, geraniums, impatiens) will be disqualified and will not be judged.

Classes 60-71 - (Scoresheet SF107)

- S<sub>F</sub>Class 60** Flowering Potted Houseplant(s) - that are blooming for exhibition. Container may have one or more houseplants in container. Label with name for each plant. Non-blooming plants will be disqualified.
- S<sub>F</sub>Class 61** Foliage Potted Houseplant - one variety of tropical or cacti or succulent plant. Label with name of plant.
- S<sub>F</sub>Class 62** Hanging Basket - of flowering and/or foliage houseplants.
- S<sub>F</sub>Class 63** Dish Garden - an open/shallow container featuring a variety of houseplants excluding cacti and succulents. Label with name for each plant.
- S<sub>F</sub>Class 64** Fairy or Miniature Garden - A miniature "scene" contained in an open container and featuring miniature or small, slow growing houseplants. The garden needs to have an imaginative theme and miniature accessories, i.e. bench, fence made from tiny twigs, small shell for a bath tub, etc. Label with name for each plant.
- S<sub>F</sub>Class 65** Desert Garden - an open/shallow container featuring a variety of cacti and/or succulents grown as houseplants. Label with name for each plant.
- S<sub>F</sub>Class 66** Terrarium - a transparent container, partially or completely enclosed; sealed or unsealed. Label with name for each plant.
- Class 67** Potted Herbs (must be 2 or more herbs)
- Class 68** Potted Vegetable
- Class 69** Other





# 2024 Scotts Bluff County Fair 4-H Fair Book



- Class 70 Display - An experiment with plant(s) in containers.  
Exhibit must show and include a written explanation of what was done and a summary of what was learned.
- Class 71 Commercial Exhibit of plants (flat or market package).  
Include planting dates, costs incurred, and suggested retail pricing.

## Special Garden Project Division 775 Division 775

The Special Garden Project changes annually. More information may be found at [4-H Special Garden Project](#).

- <sup>S</sup><sub>E</sub>Class 1 **Special Garden Project** – Scoresheet SF109 Educational exhibit based on what was learned from the project. Present information on a poster 14” X 22” either vertical or horizontal arrangement or in a clear plastic report cover. The 4-H member’s name, age, and county must be on the back of the poster or report cover.
- <sup>S</sup><sub>E</sub>Class 2 **Special Garden Project Fresh Cut Flowers, Herbs or Harvested Vegetables** – The current years’ Special Garden Project fresh cut flowers, herbs or harvested vegetables should be entered in this class. Refer to classes 1-45 for quantity to exhibit if special garden project is a fresh cut flower. Scoresheet SF106. Refer to classes 201-252 for quantity to exhibit if special garden project is a vegetable. Scoresheet SF108. Flowers and herbs must be cut not potted.

