




2023 Horse Project Information

Resources & Social Media:

- ▶ Extension Office- 402-624-8030, saunders-county@unl.edu, cmeador2@unl.edu
- ▶ 4-H Member Manual <https://marketplace.unl.edu/>
- ▶ 4-H Advancement Level Book <https://marketplace.unl.edu/>
- ▶ 4-H Horse Show & Judging Guide <https://marketplace.unl.edu/>
- ▶ Saunders County 4-H Horse Page on Facebook- <https://www.facebook.com/saunderscountyhorse>
- ▶ Saunders County Facebook page- <https://www.facebook.com/SaundersCountyExtension4h>
- ▶ Club Face book pages
- ▶ UNL Horse Facebook page- <https://www.facebook.com/UNLhorse>
- ▶ UNL List Serv emails
- ▶ Saunders County S'more- bi-weekly e-mails
- ▶ Saunders County 4-H Website [Saunders County 4-H | Nebraska Extension \(unl.edu\)](http://SaundersCounty4-H|NebraskaExtension.unl.edu)
- ▶ State Website <https://4h.unl.edu/horse>



Legal Tack: Western- The Basics



- ▶ Western Saddle
- ▶ Saddle pad/blanket
- ▶ Breast collars optional
- ▶ Headstall, reins, and bit depending on class, age of horse, etc.
- ▶ Tack does not need to be fancy, just clean and in safe working condition
- ▶ Legal Tack can vary by class (western pleasure, barrels)
- ▶ Greater details provided in 4-H Horse Show and Judging Guide

Legal Tack: English- The Basics

- ▶ English Saddle and girth
- ▶ English saddle pad
- ▶ English headstall and reins
- ▶ Snaffle bit, pelham or kimberwicke- No western bits or bridles
- ▶ Tack does not need to be fancy, just clean, safe working condition.
- ▶ See 4-H Horse Show & Judging Guide for more information


Legal Attire: Western- The Basics

- ▶ White button-down or zippered long sleeve shirt with fold down collar. No colored buttons, logos, stand up or turtleneck collars.
- ▶ Dark blue jeans with minimal white or gold stitching. No colored stitching, bling pockets, patterns, etc. Jeans cannot be faded or ripped, and pant leg should be able to be pulled down over boots (no skinny jeans).
- ▶ Belt and buckle can be any color or size.
- ▶ Scarves or ties of any color okay
- ▶ Western hats or helmets are legal. Helmets must be ASTM/SEI certified.
- ▶ 4-H Arm band worn on left arm above the elbow.
- ▶ No spurs in halter and showmanship classes.
- ▶ See 4-H Horse Show & Judging guide for more details.


Legal Attire: English- The Basics

- ▶ Tan, Buff, or Rust Breeches ideally
- ▶ Show shirt with choker (the collar), can be any light color or pattern, as well as white.
- ▶ Show jacket in navy, hunter green, black, or brown.
- ▶ Tall black boots, paddock boots with half chaps, or paddock boots with jodhpur straps depending on age.
- ▶ ASTM/SEI certified Helmet
- ▶ Spurs must be smooth without rowels. No spurs in showmanship or halter.
- ▶ 4-H armband worn on left arm above elbow.
- ▶ See 4-H Horse Show & Judging Guide for additional information.


ID Papers

 **4-H HORSE IDENTIFICATION CERTIFICATE**

Member's Name _____ Year _____ County Saunders
Address _____ Age Jan. 1, 20____
Name of other Member if a Joint Project _____ Address _____ Age Jan. 1, 20____
Phone _____ E-mail _____ Club Name _____ Approved County Extension Educator _____ Date _____
Name of Horse _____ Reg. # _____
Breed _____ Age _____ Sex _____ Colors _____ Height _____
This horse is owned by me: by my family: or borrowed:
Sketch markings and indicate colors or attach photographs showing both sides and face.



Name of Horse _____ Reg. # _____
Breed _____ Age _____ Sex _____ Colors _____ Height _____
This horse is owned by me: by my family: or borrowed:
Sketch markings and indicate colors or attach photographs showing both sides and face.



If horse is owned by someone other than you or your immediate family, the owner must complete the following affidavit on next page.

OWNER'S AFFIDAVIT

As owner of the horse(s) described above, I certify that _____
has my permission to use this animal in the 4-H project. Name(s) _____

I understand that the 4-H member(s) must manage (including feeding, grooming, exercising, training, stall management, etc.) and have access to this horse at least 75% of the time during the course of the project year.

Date _____ Owner of horse _____

WC 2017

- ▶ 4-H Horse Identification Certificate (ID papers) [Microsoft Word - HORSE 3.2017 \(unl.edu\)](https://extension.unl.edu/statewide/saunders/horse-program/)
 - ▶ <https://extension.unl.edu/statewide/saunders/horse-program/>
- ▶ Must be completed every year.
- ▶ Required to show a horse in 4-H. Only horses listed on ID papers can be shown by 4-Hers, no substitutions allowed.
- ▶ ID all horses you think you might use during the year.
- ▶ Must have signature of owner if owned by someone other than 4-Her or parent.



4-H HORSE IDENTIFICATION CERTIFICATE

Member's Name Madelyn Thomas Address [Redacted] Year 2022 County Saunders
 Age Jan. 1, 20 22

Name of other Member if a Joint Project [Redacted] Address NE 68015
 Club Name Colby Creek Approved County Extension Educator Colleen Meade Date 5-6-22

Name of Horse Heza Twinivation Reg. # 5834866
 Breed Quarter Age 5 Sex G Colors Bay Height 15.1

This horse is owned by me: by my family: or borrowed:

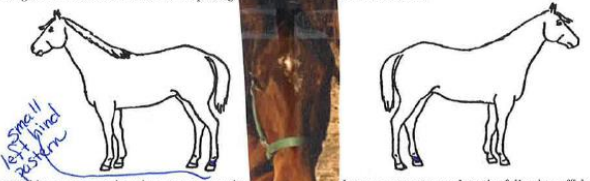
Sketch markings and indicate colors or attach photographs showing both sides



Name of Horse Being Born Lazy Reg. # 5985191
 Breed Quarter Age 3 Sex M Colors Bay Height 15.1

This horse is owned by me: by my family: or borrowed:

Sketch markings and indicate colors or attach photographs showing both sides and face.



If horse is owned by someone other than you or your immediate family, the owner must complete the following affidavit on next page.

OWNER'S AFFIDAVIT

As owner of the horse(s) described above, I certify that Madelyn Thomas has my permission to use this animal in the 4-H project.

I understand that the 4-H member(s) must manage (including feeding, grooming, exercising, training, stall management, etc.) and have access to this horse at least 75% of the time during the course of the project year.

Date April 26th, 2022 Owner of horse Alaina Kauffman

Revised 2017



4-H HORSE IDENTIFICATION CERTIFICATE


Member's Name Clara Tasich Address [Redacted] Year 2022 County Saunders
 Age Jan. 1, 20 22

Name of other Member if a Joint Project [Redacted] Address N/A
 Club Name Colby Creek: Platte Valley Wranglers Approved County Extension Educator Colleen Meade Date 4-10-22

Name of Horse Archie Reg. # N/A
 Breed Quarter Horse Age 16 Sex M Colors Sorrel Height 15.2

This horse is owned by me: by my family: or borrowed:


Sketch markings and indicate colors or attach photographs showing both sides and face.



Name of Horse Rocky Patel TR Reg. # AHR66614
 Breed Arabian Age 9 Sex M Colors Bay Height 15.2

This horse is owned by me: by my family: or borrowed:

Sketch markings and indicate colors or attach photographs showing both sides and face.



If horse is owned by someone other than you or your immediate family, the owner must complete the following affidavit on next page.

OWNER'S AFFIDAVIT

As owner of the horse(s) described above, I certify that _____ has my permission to use this animal in the 4-H project.

I understand that the 4-H member(s) must manage (including feeding, grooming, exercising, training, stall management, etc.) and have access to this horse at least 75% of the time during the course of the project year.

Date _____ Owner of horse _____

WC 2017



Examples

Deadlines

- ▶ June 1: State Horse Show deadline. Must have member enrollment completed, ID papers submitted to extension office and signed by Cole, ONLINE entries completed, Two/Three-year-old Affidavit submitted, and Levels testing completed and turned in. NO LATE ENTRIES ACCEPTED. MUST BE ENTERED BY 5:00 PM!
 - ▶ <https://4h.unl.edu/horse-expo>
- ▶ June 15: Member enrollment complete, Animal ID papers submitted for County Fair. NO LATE SUBMISSIONS ALLOWED!
 - ▶ Enrollment website: <https://v2.4honline.com/>
- ▶ July 1: County Fair ONLINE entry deadline. Levels testing done and turned in to extension office.
 - ▶ <https://extension.unl.edu/statewide/saunders/saunders-county-fair/>
- ▶ September 15: State Rodeo entries due TENTATIVE DATE

Levels Testing

- ▶ Designed to evaluate and track progression of member skills.
- ▶ Required to compete in all ridden classes at County Fair, except Walk-Trot, and required for ALL classes at State Fair.
- ▶ Horses used for testing MUST have completed ID papers in the name of the member being tested.
- ▶ The same horse must be used for entire portion of Skills test for each level. Different horses can be used for different levels.
- ▶ Certified Examiners MUST be used for every Level Skills test.
- ▶ Sources used for testing: 4-H Member Manual, 4-H Horse Project Advancement Levels, Nebraska 4-H Horse Show & Judging Guide, Nebraska 4-H Online Horse Courses
- ▶ All Advancement Levels information can be found and downloaded at: <https://4h.unl.edu/horse/advancement>
- ▶ Give yourself plenty of time to pass levels BEFORE deadlines arrive. Examiners may not have time to test last minute.
- ▶ Rider must be neatly dressed, horse groomed, and legal tack used.

Level I Requirements

- ▶ **Written Examination:** Must receive an 80% to pass. Can be taken as many times as needed to pass, however can only take once per day. Written exams may be given by club leader, extension staff, or examiner.
- ▶ **Demonstration:** Should be approximately 10 minutes long. Suggested topics can be found in Study Guide. Demonstration should be given to club during meeting, extension staff, or examiner.
- ▶ **Skills test:** May be given by club leader IF club leader is on Certified Examiner List, otherwise a Certified Examiner from the list must be used.
- ▶ **Parent/guardian cannot test their own child.**

Level II Requirements

- ▶ **Written Examination:** Must receive an 80% to pass. Can be taken as many times as needed to pass, however can only take once per day. Written exams may be given by club leader, extension staff, or examiner.
- ▶ **Demonstration:** Should be approximately 10 minutes long. Suggested topics can be found in Study Guide. Topic needs to be different than Level 1 demonstration. Demonstration should be given to club during meeting, extension staff, or examiner.
- ▶ **Written report:** Minimum one page covering major breeds of horses and the purpose for which they were developed.
- ▶ **Feed chart:** <https://4h.unl.edu/horse/advancement-levels#two>
- ▶ **Skills test:** May be given by club leader IF club leader is on Certified Examiner List, otherwise a Certified Examiner from the list must be used.
- ▶ **Parent/guardian cannot test their own child.**

Level III Requirements

- ▶ Written Examination: Must receive an 80% to pass. Can be taken as many times as needed to pass, however can only take once per day. Written exams may be given by club leader, extension staff, or examiner.
- ▶ Demonstration: Should be approximately 10 minutes long. Suggested topics can be found in Study Guide and must be different than Level I and II. Demonstration should be given to club during meeting, extension staff, or examiner.
- ▶ Written report: Two page minimum over how your horse responded to training for Level III.
- ▶ Health Care Paper: Two page minimum over parasites and diseases and how to control both. Summarize vaccination and de-worming schedule listing dates, which vaccines and de-wormer, and method of administration.
- ▶ All other portions must be completed before skills test.
- ▶ Skills test: Must be given by someone on the Level III Certified Examiner's List. Horse used must be at least 3 years old.
- ▶ Parent/guardian cannot test their own child.

Level IV Requirements

- ▶ **Written Examination:** There is not a written examination for Level IV, however oral questions will be asked during skills portion of test.
- ▶ **Demonstration:** Should be approximately 10 minutes long. Suggested topics can be found in Study Guide. Demonstration should be given to club during meeting, extension staff, or examiner.
- ▶ **Written report:** Minimum of 2 pages discussing training for Level IV.
- ▶ **Skills test:** Must be given by someone on the Level IV Certified Examiner's list. Must have a first aid kit and be able to explain each supply and how to use it. Will be expected to discuss feeding program for member's horse in detail. Horse used must be at least 4 years old.
- ▶ **Parent/guardian cannot test their own child.**

Two/Three-Year-Old Snaffle Project

- ▶ 4-H member must be at least 13 years old.
- ▶ Horses used for Two-year-old project CANNOT have been started by anyone other than the 4-H member. No one other than 4-H member can train, lunge, or ride the horse at any time, inside or outside of show arena.
- ▶ Three-year-old horses MUST have been owned and have had ID papers by member as a two-year-old. Horse may not be shown in Three-year-old class if started or ridden by someone other than 4-H member as a two-year-old. The Three-Year-Old class is a continuation of the Two-Year-Old project.
- ▶ Two and Three-year-old affidavit must be signed and turned in to Extension office by deadline.
- ▶ Two-Year-old project horses may not be shown before Memorial Day.
[D:\Districts and State\2006\Big mailing\Two and Three Western Pleasure Affidavit.wpd \(unl.edu\)](D:\Districts and State\2006\Big mailing\Two and Three Western Pleasure Affidavit.wpd (unl.edu))

State Fair Entries

- ▶ [Fonner Park State 4-H Horse Expo | Nebraska 4-H \(unl.edu\)](https://www.unl.edu/4-H/Nebraska/Expos/FonnerParkState4-HHorseExpo)
- ▶ July 15-19, 2023
- ▶ ONLINE entry deadline is June 1 at 5:00pm. Print copy for reference. Cannot add classes AFTER entry deadline. No refunds.
- ▶ Get hotel rooms early or can rent space at Fonner Park for RV
- ▶ Health Certificate/Certificate of Veterinary Inspection (CVI)- no more than 14 days prior to show
- ▶ Negative Coggins- 2 copies: 1 for notebook, 1 to leave with show office
- ▶ Veterinary not for Medication (Rule Book lists medications and allowable levels)
- ▶ Notebook: ID papers, copy of entries, 2 copies of Coggins, CVI
- ▶ Supplies

State Class Level Requirements

- ▶ Level I: All Halter and Showmanship Classes, including Yearling and Two-Year-Old Lunging Halter
- ▶ Level II: Hunter Under Saddle, Hunt Seat Equitation, Western Pleasure, Western Horsemanship, Pony Pleasure, Ranch Pleasure, Level II English and Western Dressage, Barrels, Poles
- ▶ Level II: Reining, Ranch Riding, Hunter Hack, Two-Year-Old Snaffle Bit Pleasure, Three-Year-Old Pleasure, Trail, Miniature/Shetland In-Hand Trail, Working Ranch Horse, Advanced Hunter Under Saddle, Advanced Hunt Seat Equitation, Advanced Western Pleasure, Advanced Western Horsemanship, Level III English & Western Dressage
- ▶ Level IV: Western Riding
- ▶ Must use different horse for Western Pleasure & Ranch Pleasure
- ▶ Must use different horse for the same class but different Level (Hunter Under Saddle and Advanced Hunter Under Saddle)
- ▶ Two-year-old Snaffle horse cannot show in another ridden class; Three-year-old can show other ridden classes, but not another pleasure class.

County Fair Entries

- ▶ County Fair Horse Show date: July 25, 2023
- ▶ ONLINE Entry Deadline: July 1. No late entries accepted.
- ▶ ID paper deadline: June 15. No late papers will be taken.
- ▶ Levels testing must be completed and turned into extension office by July 1. No exceptions.
- ▶ Classes that do not require Level Testing: showmanship, halter, walk-trot pleasure and walk-trot horsemanship
- ▶ Level I classes: English Equitation, English Pleasure, Western Horsemanship, Western Pleasure, Pony Pleasure, Ranch Pleasure, Trail, Barrels, Poles
- ▶ Level II classes: Hunter Hack, Reining, Ranch Riding, Two & Three-Year-old Pleasure
- ▶ Versatility
- ▶ High Point

State 4-H Rodeo

- ▶ [State 4-H Rodeo | Nebraska 4-H \(unl.edu\)](#)
- ▶ Page not updated yet for 2023, will update soon
- ▶ Last years dates: Entry deadline September 16; Show date: October 8
- ▶ Level II classes: Goat Tying, Barrels, Poles, Break-A-Way Roping
- ▶ Level III classes: Tie Down Roping (Calf Roping), Dally Team Roping: Heading and Heeling

Stampede

- ▶ [4-H Horse Stampede | Nebraska 4-H \(unl.edu\)](https://unl.edu)
- ▶ Usually end of March, beginning of April
- ▶ Horse Bowl Contest
 - ▶ Quiz Bowl format, teams of 3-5 members, double elimination
 - ▶ Junior (10-13), Senior (14-18). Winning Senior team eligible for Nationals.
- ▶ Public Speaking Contest
 - ▶ Junior (10-13) Senior (14-18). Winning Senior eligible for Nationals.
- ▶ Demonstration Contest
 - ▶ Junior (10-13), Senior (14-18). Winning Senior eligible for Nationals. Individual & Team contests
- ▶ 1-D Art Contest
 - ▶ Elementary (8-11), Junior (12-14), Senior (15-18)
- ▶ 2/3-D Art Contest
 - ▶ Elementary (8-11), Junior (12-14), Senior (15-18)

Hippology

- ▶ [Fonner Park State 4-H Horse Expo Contests | Nebraska 4-H \(unl.edu\)](#)
- ▶ Held with State Horse Show in July.
- ▶ Junior (10-13): teams of 2 working together on everything except judging;
Seniors (14-18): Teams of 3-4 working individually, Winning Senior Team eligible for Nationals
- ▶ 4 phases: Written, Stations, Slides, Judging. The contest is held over two days because of phases.
- ▶ More hands on than Horse Bowl
- ▶ Covers all aspects of the horse and horse industry.

Judging Contest

- ▶ [Fonner Park State 4-H Horse Expo Contests | Nebraska 4-H \(unl.edu\)](#)
- ▶ Held during State Horse show in July
- ▶ Senior (14-18) contest only. Winning team and individual eligible for Nationals.
- ▶ Judge 8 classes (4 halter, 4 performance)
- ▶ 2 classes will require giving reasons



Thank you!

- ▶ Saunders County webpage:
<https://extension.unl.edu/statewide/saunders/horse-program/>
- ▶ State Horse web site:
<https://4h.unl.edu/horse>
- ▶ Facebook:
 - ▶ <https://www.facebook.com/saunderscountyhorse>
 - ▶ <https://www.facebook.com/SaundersCountyExtension4h>
- ▶ Contact us:
 - ▶ 402-624-8030
 - ▶ Saunders-county@unl.edu
 - ▶ cmeador2@unl.edu