


2024

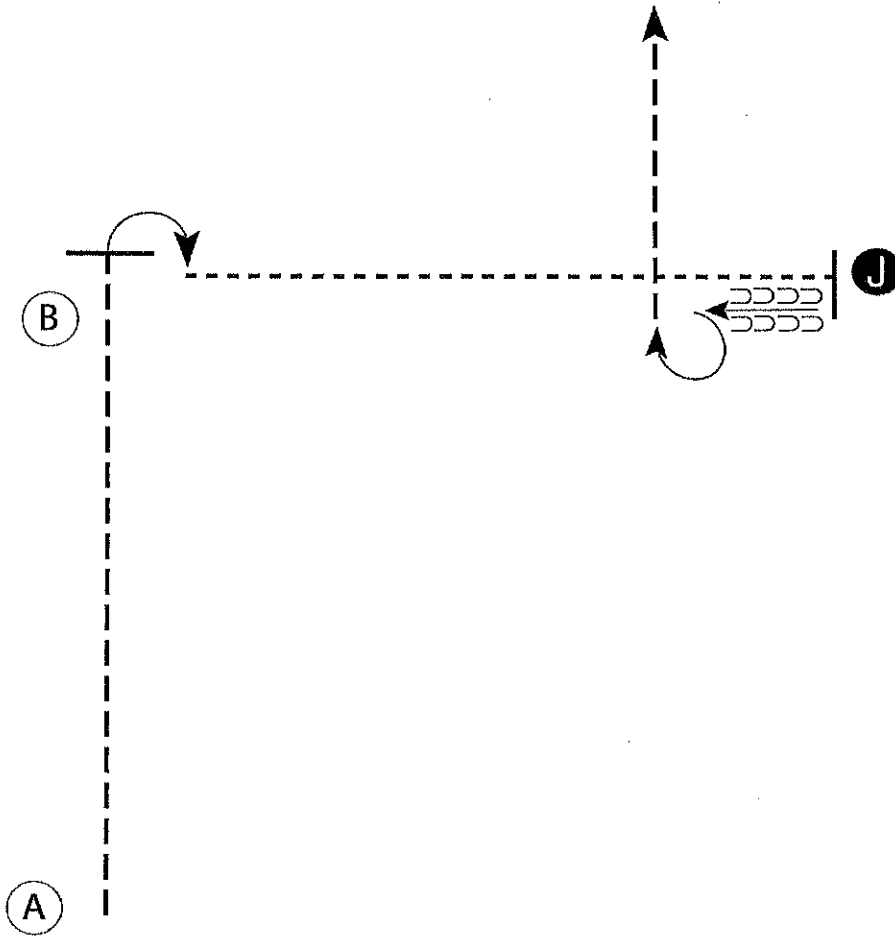
Patterns



# Saline County 4-H Horse Show

## Showmanship (Sr. Division)

Show Date: 07-17-2024



1. Begin at A. Trot from A past B
2. Stop and perform a 90 degree turn
3. Walk to the Judge, stop and set up for inspection
4. When dismissed back one horse length and perform a 270 degree turn
5. Trot to the line-up

Walk	-----
Trot	- - - - -
Back	← ← ← ← ←
Marker	⊙ B
Judge	● J

[S/1-14]

Pattern Provided by:

W W W . H O R S E S H O W P A T T E R N S . C O M

W W W . H O R S E S H O W P A T T E R N S . C O M

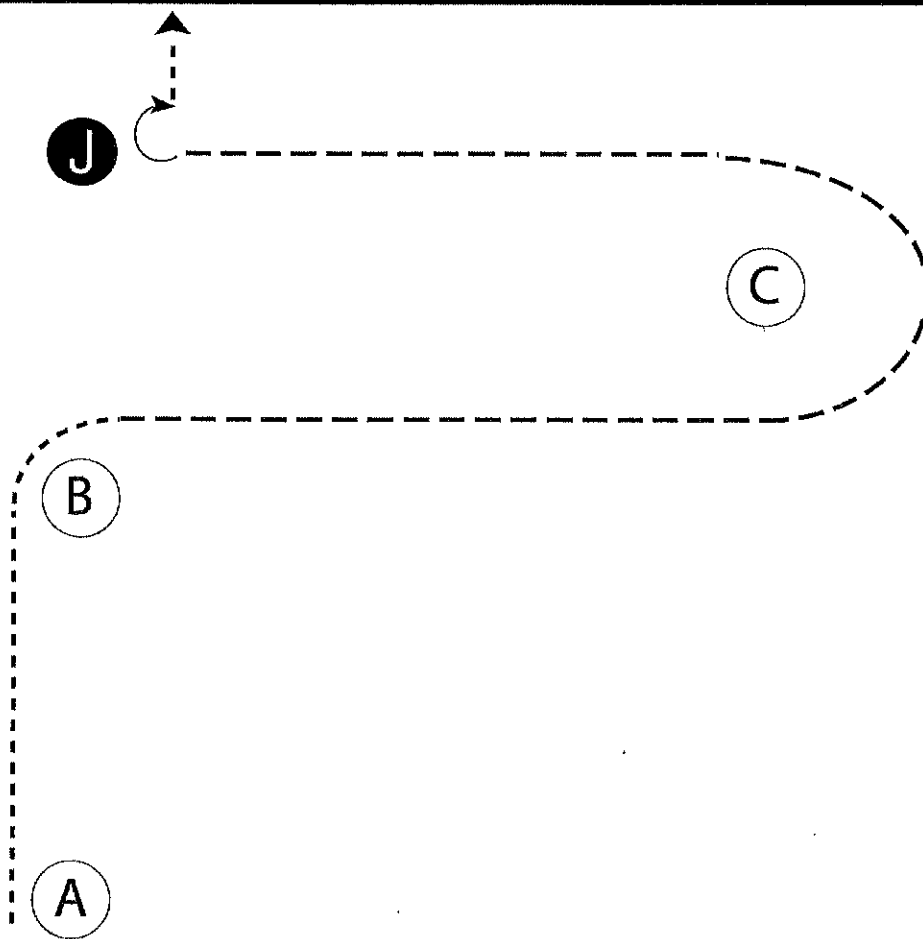
# Saline County 4-H Horse Show

## Showmanship (Junior Division)

Show Date: 07-17-2024

WWW.HORSESHOWPATTERNS.COM

WWW.HORSESHOWPATTERNS.COM



Be ready at A.

1. Walk to and around B.
2. Trot from B, around C and to judge.
3. Stop and set up for inspection.
4. When dismissed, perform a 1/4 turn.
5. Walk to exit.

Follow the instructions of your ring steward.

Walk	-----
Trot	- - - - -
Back	← ← ← ← ←
Marker	⊙ B
Judge	● J

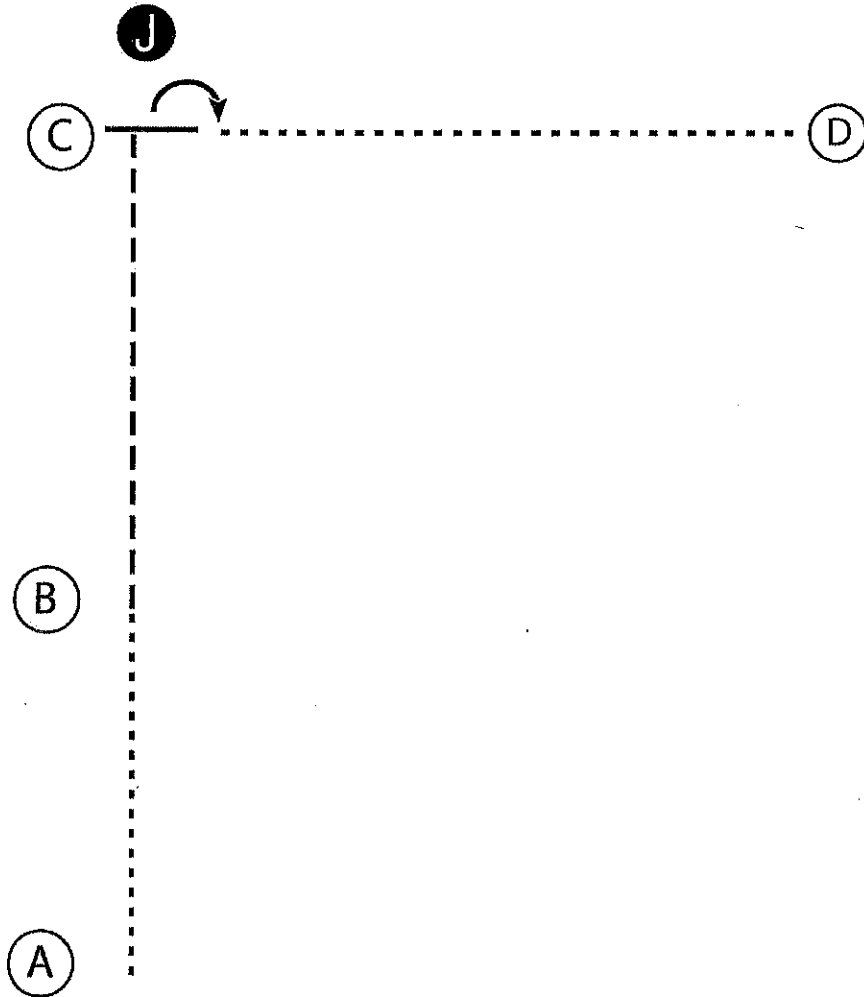
# Saline County 4-H Horse Show

## Showmanship (Elementary Division )






Show Date: 07-17-2024

WWW.HORSESHOWPATTERNS.COM

WWW.HORSESHOWPATTERNS.COM



1. Walk from A to B.
2. Trot from B to C.
3. Stop at C and set up for inspection.
4. When dismissed perform a 90 degree turn.
5. Walk to D.

- Walk 
- Trot 
- Back 
- Marker 
- Judge 

[S/1-4]

Pattern Provided by:

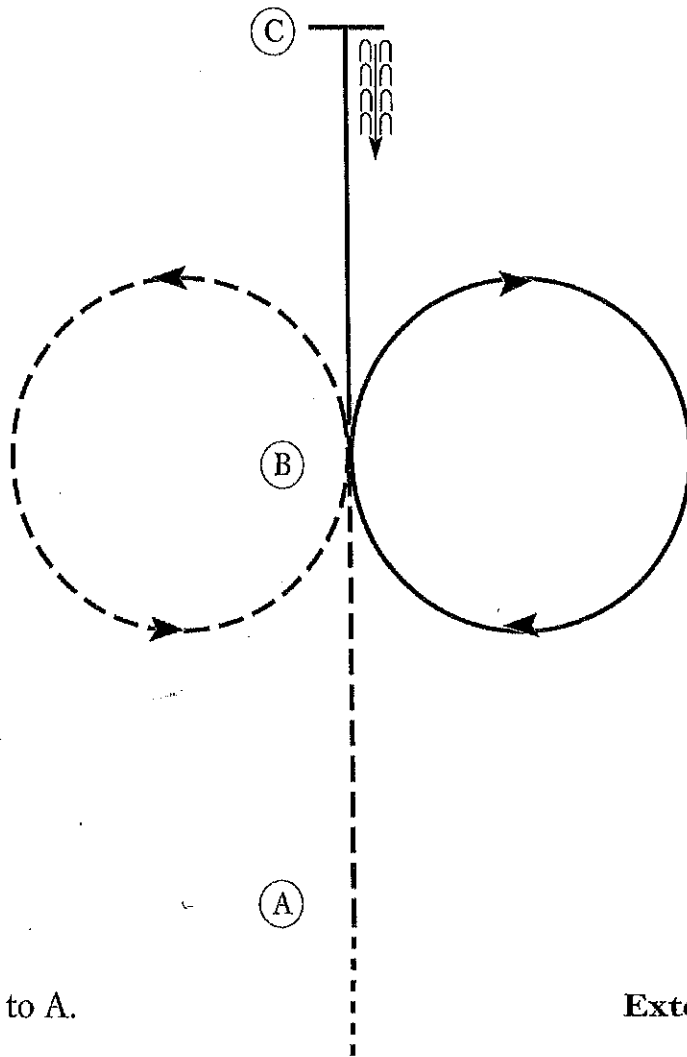
# Saline County 4-H Horse Show

## Sr. Ranch Horsemanship (Sr. Division)

Show Date: 07-17-2024

W W W . H O R S E S H O W P A T T E R N S . C O M

W W W . H O R S E S H O W P A T T E R N S . C O M



Be ready prior to A.

1. Walk to A.
2. Jog A to B.
3. At B jog a circle to the left.
4. At B lope a circle to the right on the right lead.
5. Continue the lope to C.
6. Stop at C and back approximately one horse length.

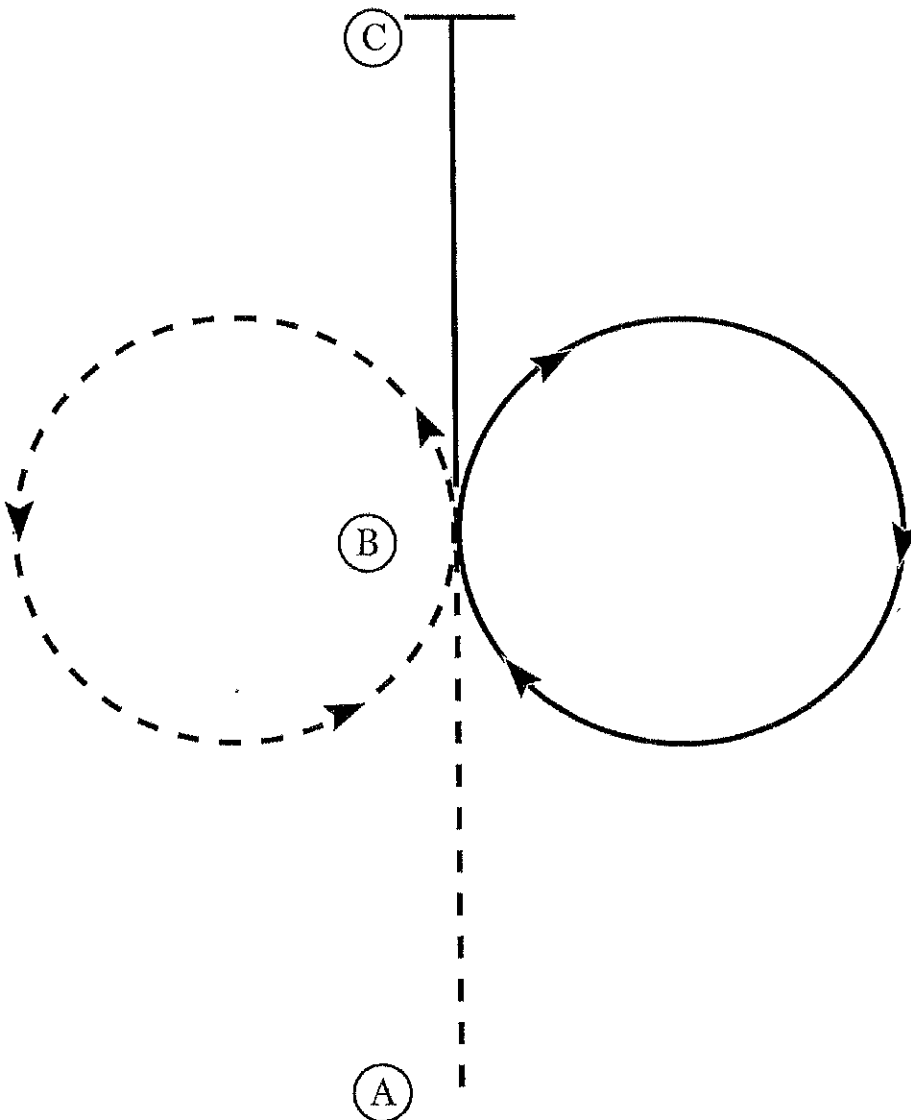
Walk	-----
Jog	- - - - -
Extended Jog	-----
Lope	=====
Leg Yield	
Lead Change	↘
Back	←←←
Marker	Ⓚ
Sidepass	←-----→

# Saline County 4-H Horse Show

## Jr. Ranch Horsemanship (Jr. Division)

Show Date: 07-17-2024

1. Jog A to B
2. At B jog a circle to the left
3. At B lope a circle to the right on the right lead
4. Continue the lope to C
5. At C stop



Walk	.....
Jog	- - - - -
Extended Jog	— — — — —
Lope	—————
Leg Yield	
Lead Change	↘ ↙
Back	← ← ← ← ←
Marker	(B)
Sidepass	← — — — — →

[WH/1-9]

Pattern Provided by:

WWW.HORSESHOWPATTERNS.COM

WWW.HORSESHOWPATTERNS.COM

# Junior Trail

Enter gate at walk.

A. Mailbox (show letter to judge)

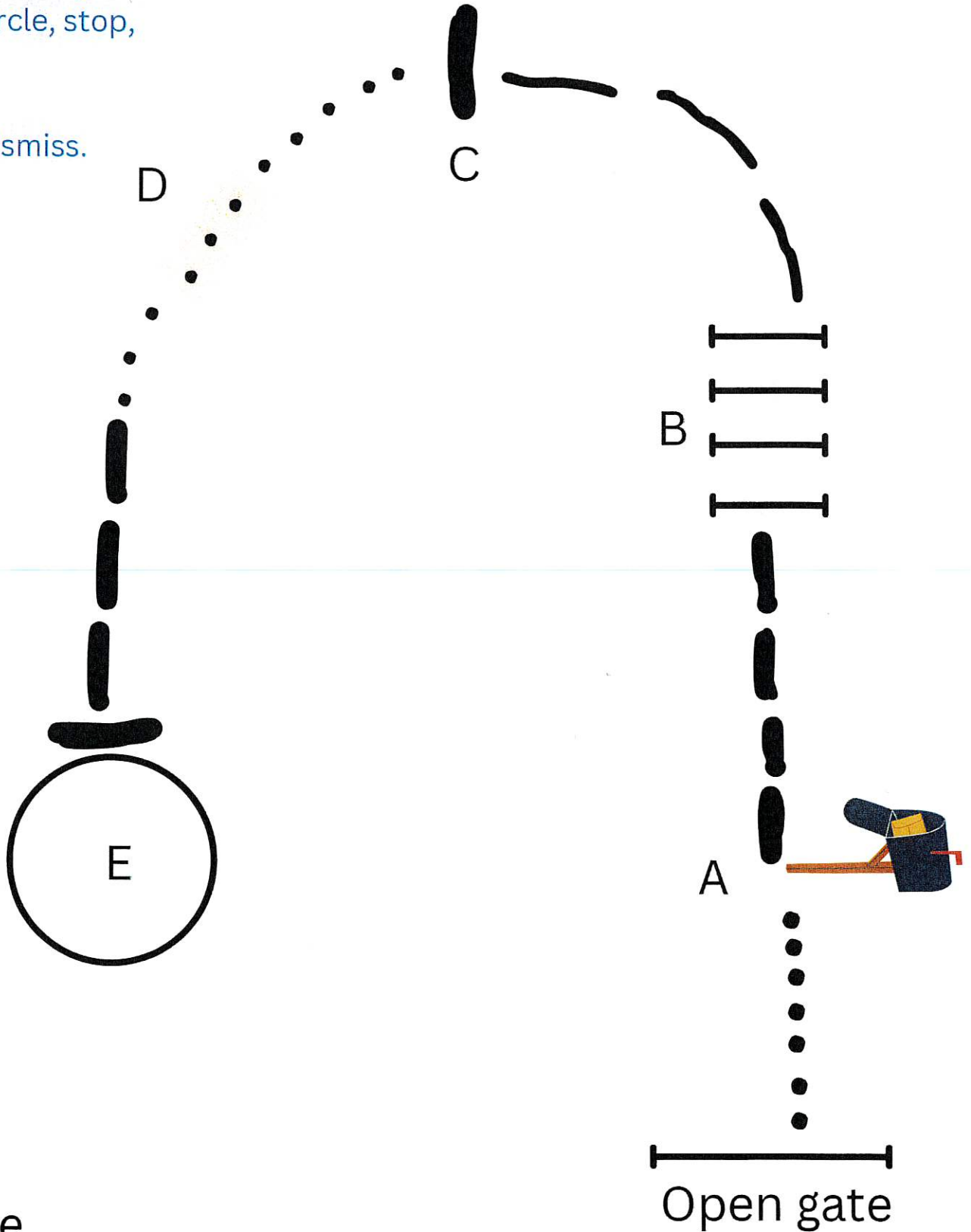
B. Trot over logs

C. Lope to C, stop

D. Walk over bridge

E. Trot to circle, stop, ground tie

Judge will dismiss.



- Walk
- Trot
- Lope

# Senior Trail

Enter gate at walk.

A. Mailbox (show letter to judge)

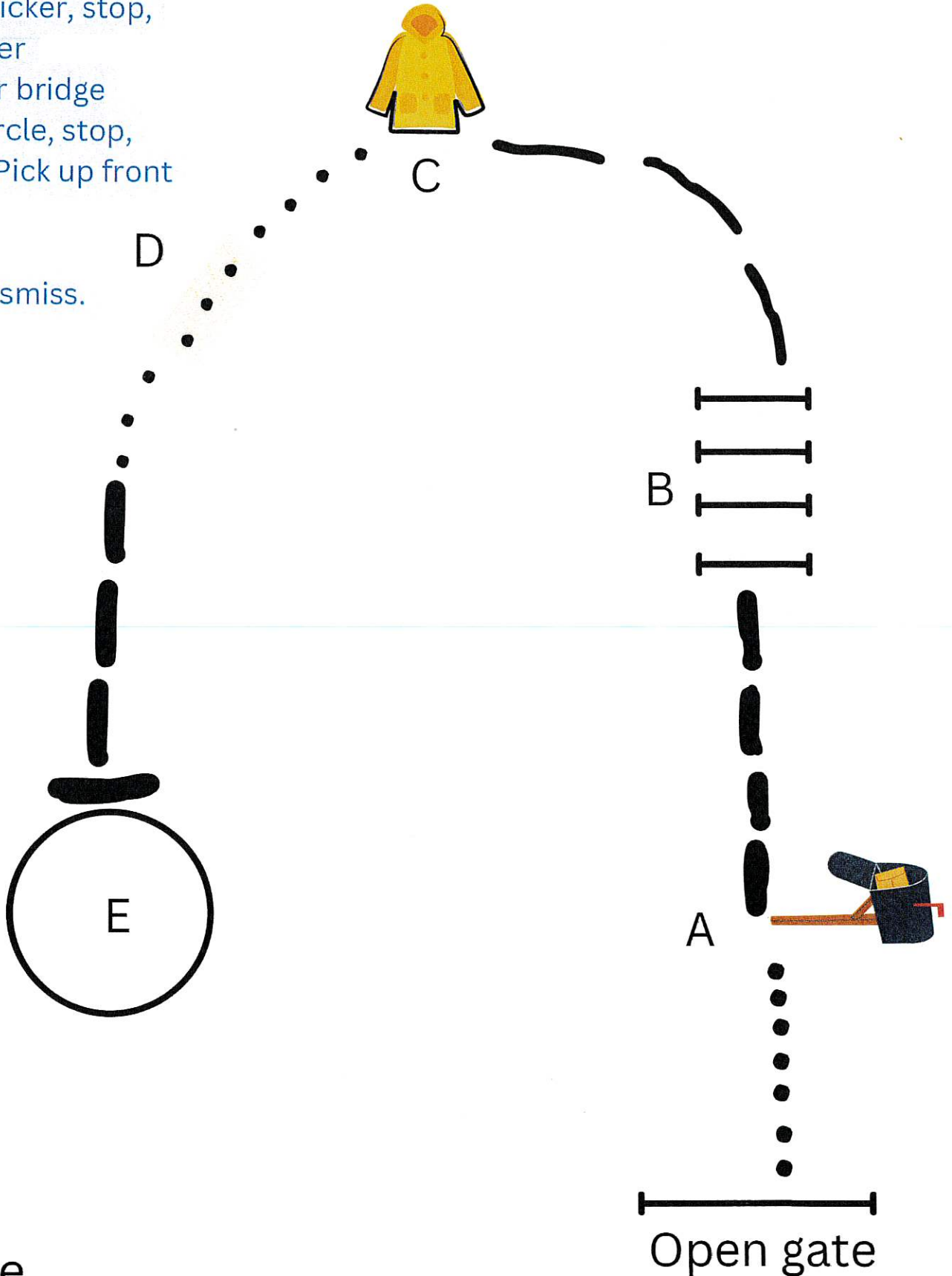
B. Trot over logs

C. Lope to slicker, stop, pick up slicker

D. Walk over bridge

E. Trot to circle, stop, ground tie. Pick up front hooves.

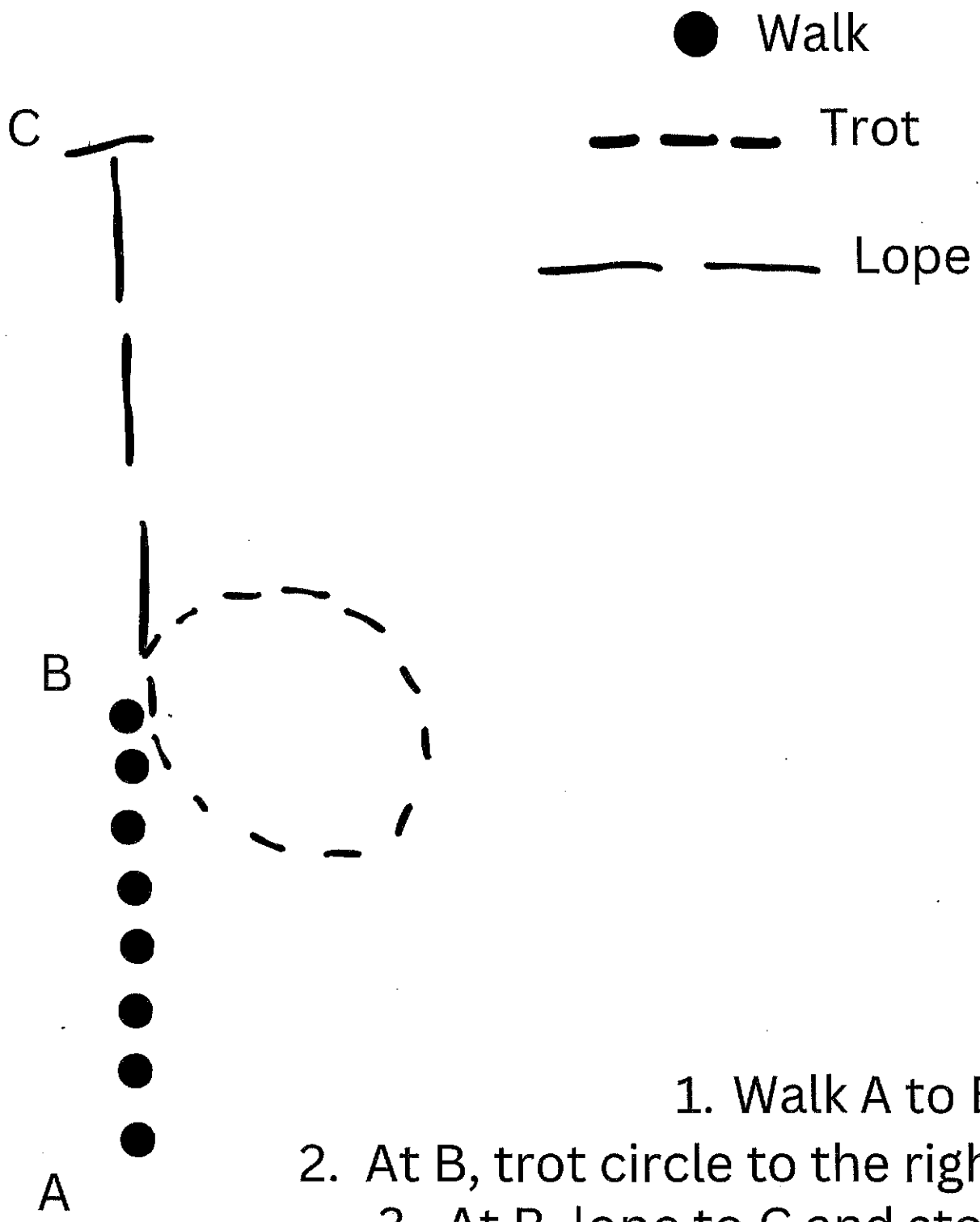
Judge will dismiss.



- Walk
- █ Trot
- ~ Lope



# Beginner's Horsemanship



1. Walk A to B
2. At B, trot circle to the right
3. At B, lope to C and stop

# Pony Trail

Enter at gate, open and close gate.

A. Walk to mailbox (show letter to judge)

B. Trot to/over logs, trot to slicker.

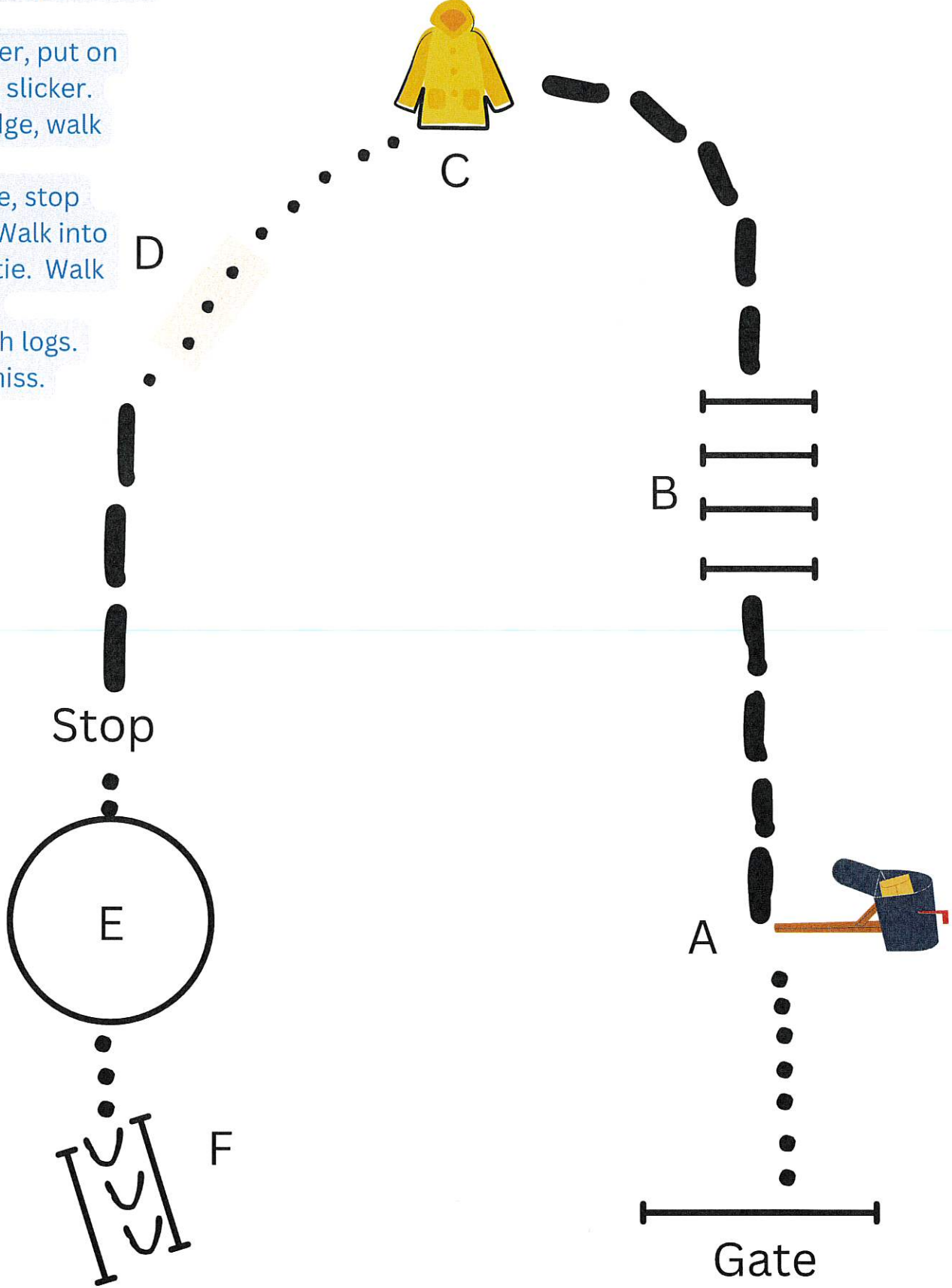
C. Pick up slicker, put on pony, put back slicker.

D. Walk to bridge, walk over bridge.

E. Trot to circle, stop before circle. Walk into circle, ground tie. Walk around pony.

F. Back through logs. Judge will dismiss.

- Walk
- ▬ Trot
- ∩ Back



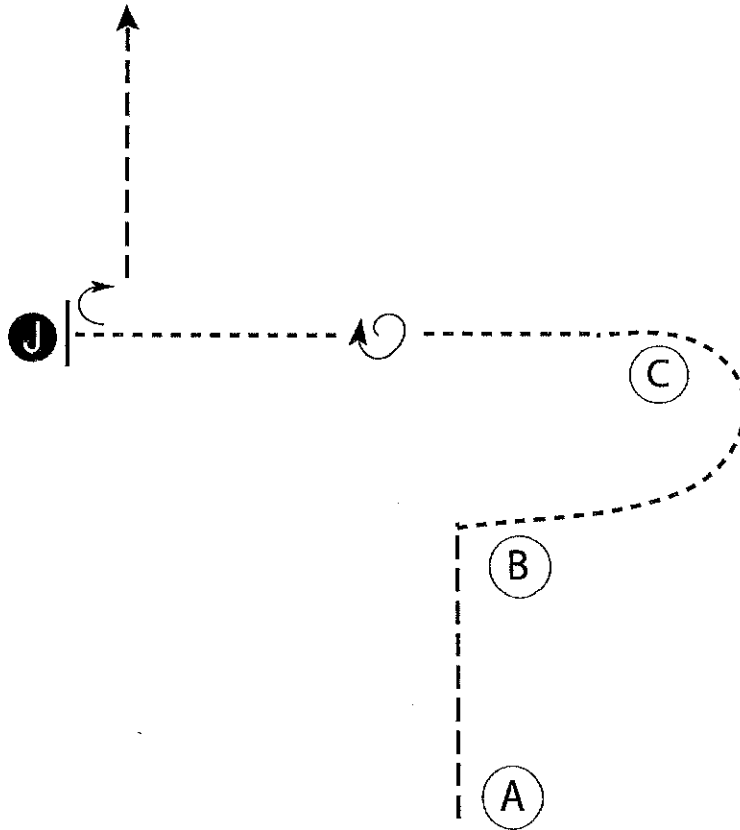
# Saline County 4-H Horse Show

## Showmanship (Overall Showmanship)

Show Date: 07-17-2024

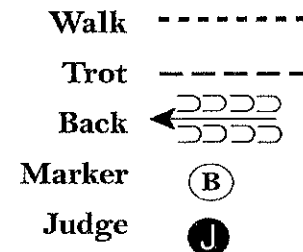
www.horseshowpatterns.com

www.horseshowpatterns.com



Be ready at A.

1. Trot to B.
2. Walk from B and around C as shown.
3. Halfway between C and the judge, stop and do a 360 degree turn.
4. Walk to judge and set up for inspection.
5. When dismissed, do a 90 degree turn and trot away.



[S/1-21]

Pattern Provided by:  
*Rachel Crook*