

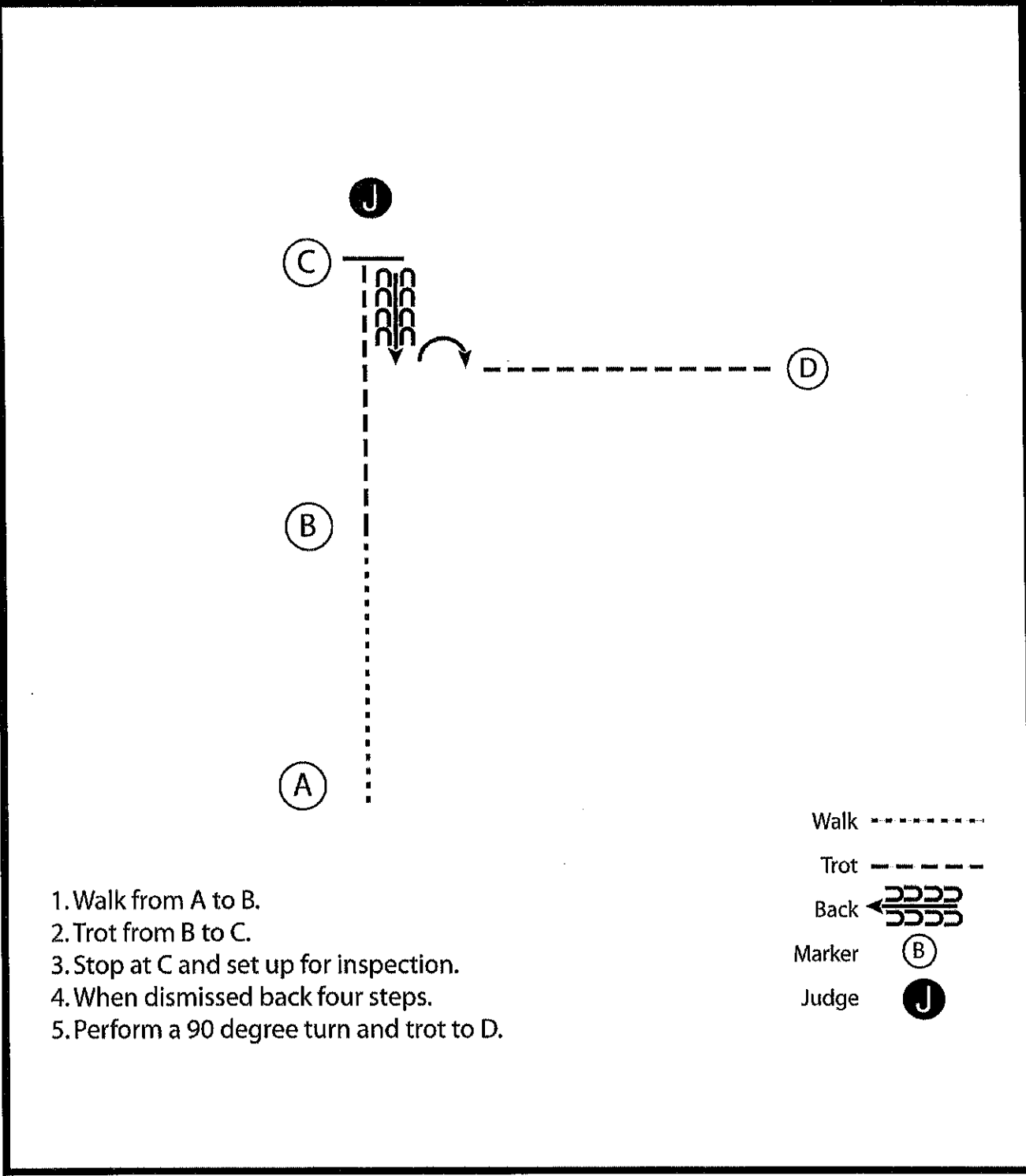
Saline County Fair Horse Show

Showmanship (Overall Champion Class)

Show Date: 07-15-2020

www.HorseShowPatterns.com

www.HorseShowPatterns.com



1. Walk from A to B.
2. Trot from B to C.
3. Stop at C and set up for inspection.
4. When dismissed back four steps.
5. Perform a 90 degree turn and trot to D.

- Walk (dotted line)
- Trot - - - - - (dashed line)
- Back ← (line with backward-pointing arrows)
- Marker (B) (circle with letter)
- Judge (J) (black circle with letter)

Pattern Provided by:

[S/2-7]

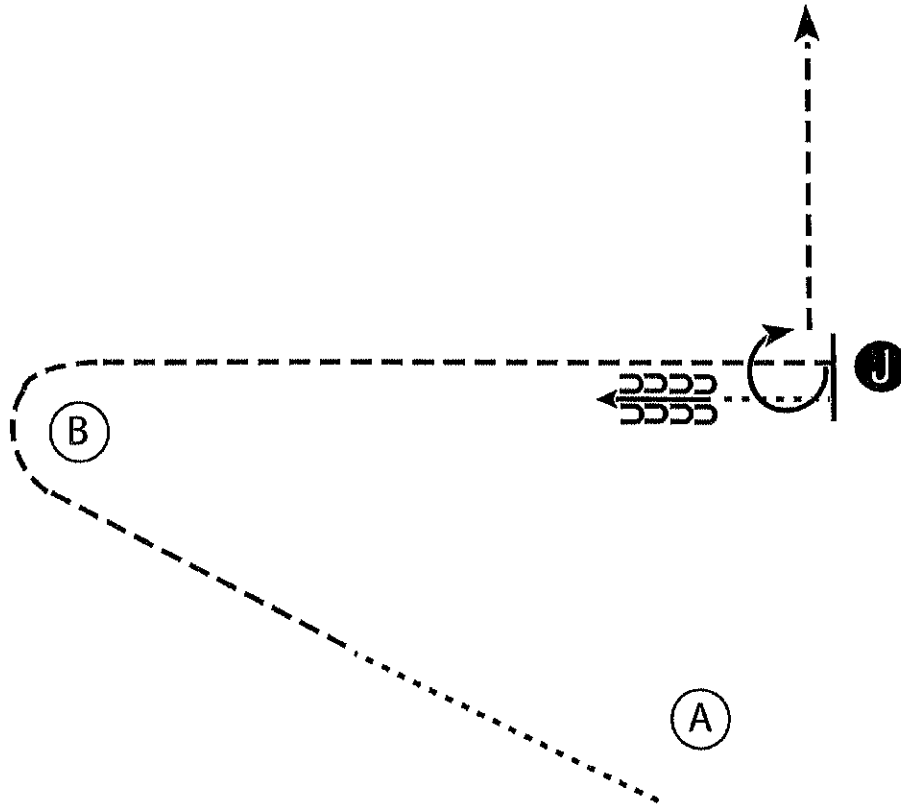
Saline County Fair Horse Show

Showmanship (Senior)

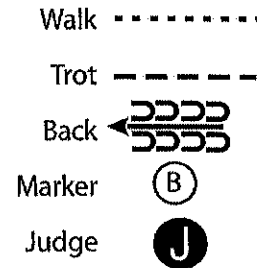
Show Date: 07-15-2020

www.HorseShowPatterns.com

www.HorseShowPatterns.com



1. Walk half way from A to B.
2. Trot around B to the Judge.
3. Stop and back four steps.
4. Walk to Judge and set up for inspection.
5. When dismissed perform a 270 degree turn and trot to line-up.



Pattern Provided by:

[S/2-12]

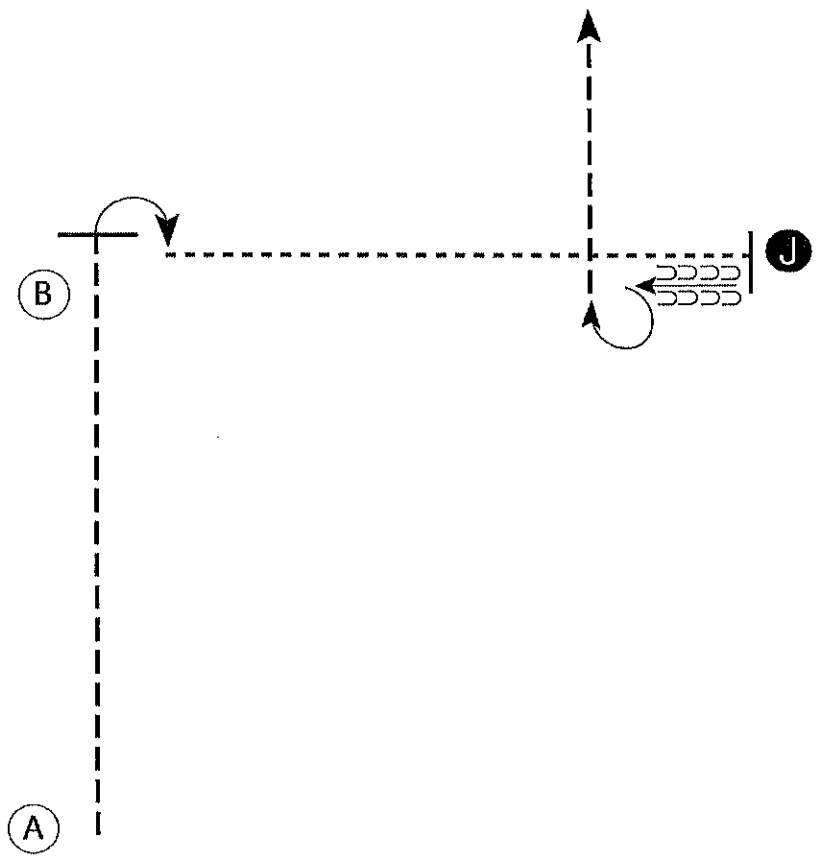
Saline County Fair Horse Show

Showmanship (Juniors)

Show Date: 07-15-2020

W W W . H o r s e S h o w P a t t e r n s . c o m

W W W . H o r s e S h o w P a t t e r n s . c o m



1. Begin at A. Trot from A past B
2. Stop and perform a 90 degree turn
3. Walk to the Judge, stop and set up for inspection
4. When dismissed back one horse length and perform a 270 degree turn
5. Trot to the line-up

- Walk -----
- Trot - - - - -
- Back ←————
- Marker (B)
- Judge (J)

[S/1-14]

Pattern Provided by:

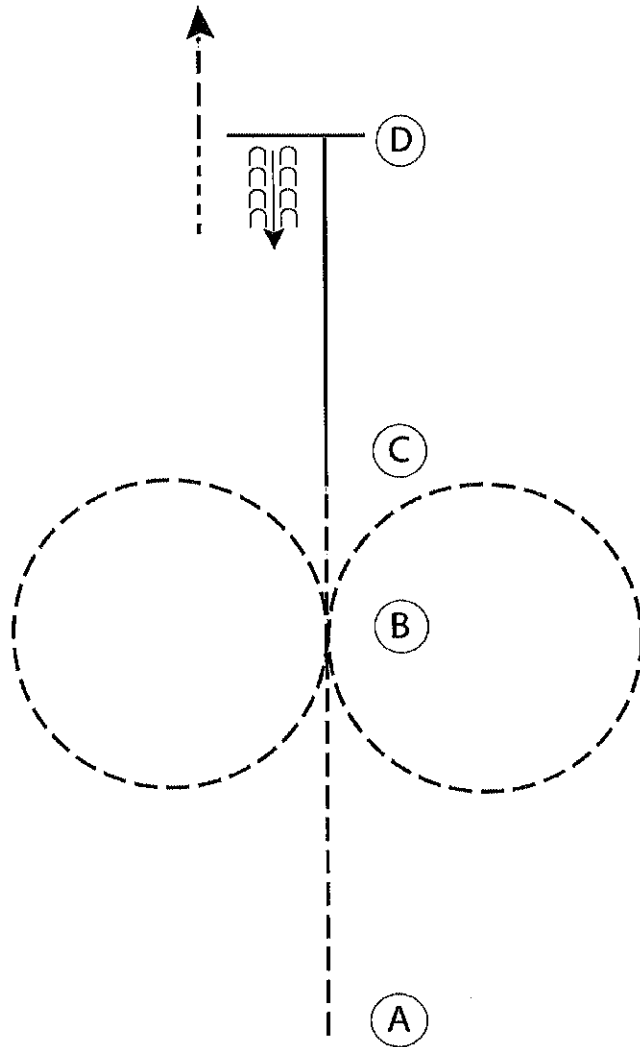
Saline County Fair Horse Show

Hunt Seat Equitation (Senior)

Show Date: 07-15-2020

www.HorseShowPatterns.com

www.HorseShowPatterns.com



1. Sitting trot from A to B
2. Perform a figure eight at the posting trot starting to the right
3. Continue posting trot to C
4. Canter right lead to D
5. At D stop and back five steps
6. Walk five steps and trot to the line

Walk	-----
Trot	- - - - -
Extended Trot	— — — — —
Canter	—————
Leg Yield	
Lead Change	/
Back	←←←←←
Marker	(B)
Sidepass	←←←←←
Hand Gallop	— — — — —

[HSE/1-5]

Pattern Provided by:

Saline County Fair Horse Show

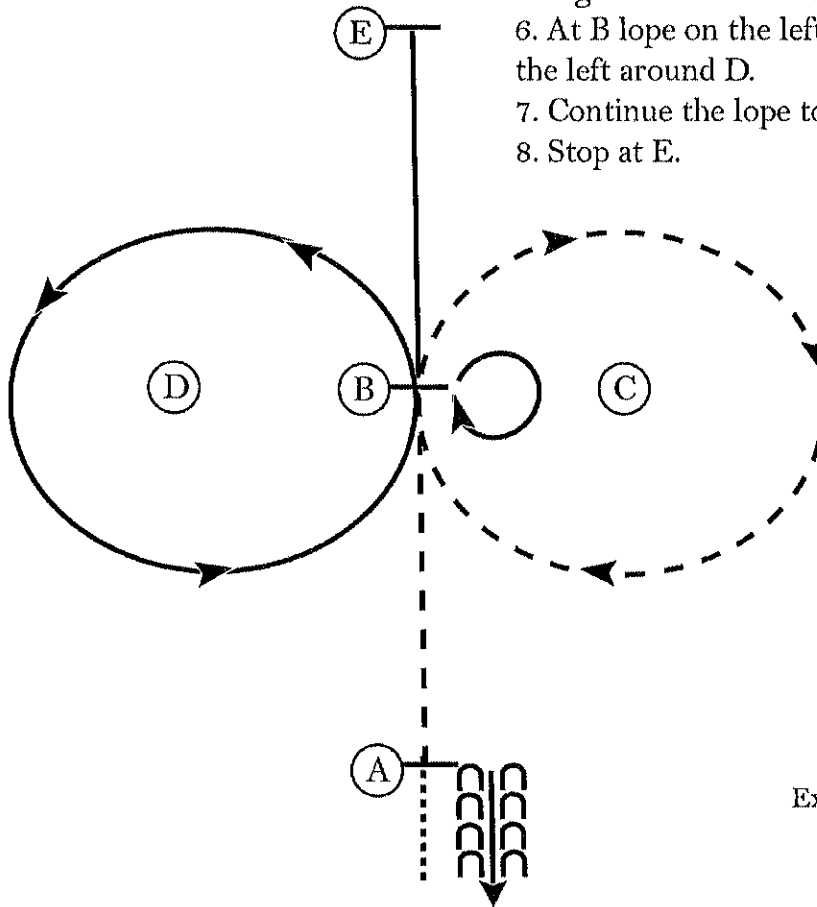
Horsemanship (Senior)

Show Date: 07-15-2020

www.HorseShowPatterns.com

www.HorseShowPatterns.com

1. Walk to A.
2. At A stop and back 3 steps.
3. Jog A to B.
4. Stop at B and perform a 360 degree turn to the right.
5. Jog a circle to the right around C.
6. At B lope on the left lead, lope a circle to the left around D.
7. Continue the lope to E.
8. Stop at E.



Walk
Jog	-----
Extended Jog	-----
Lope	—————
Leg Yield	
Lead Change	⚡
Back	←←←←←
Marker	⊙
Sidepass	→---←

[WH/1-16]

Pattern Provided by:

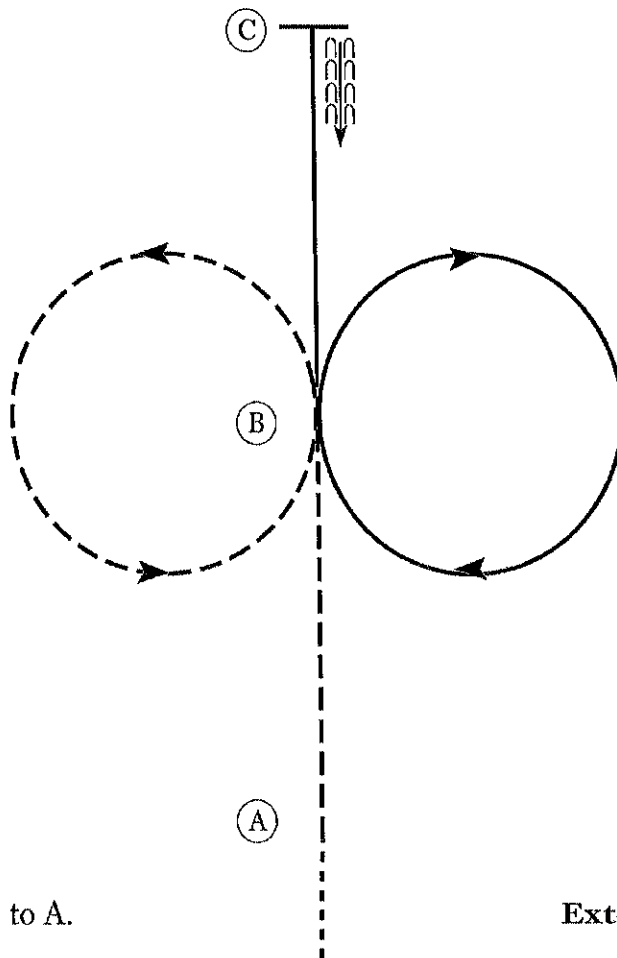
Saline County Fair Horse Show

Horsemanship (Juniors)

Show Date: 07-15-2020

www.HorseShowPatterns.com

www.HorseShowPatterns.com



Be ready prior to A.

1. Walk to A.
2. Jog A to B.
3. At B jog a circle to the left.
4. At B lope a circle to the right on the right lead.
5. Continue the lope to C.
6. Stop at C and back approximately one horse length.

Walk	-----
Jog	- - - - -
Extended Jog	— — — — —
Lope	—————
Leg Yield	
Lead Change	— / —
Back	← ← ← ← ←
Marker	(B)
Sidepass	← — — — — →

[WH/1-19]

Pattern Provided by:

Senior Trail

Show
Letter

Rain coat
put on + off

trot

Walk

✓ Front
Feet
Ground
tie

~~Loop~~ Lope Left Lead

trot

trot

Gate

Junior Trail

