

# SALINE COUNTY FAIR

July 15-21, 2024

Fun For the Whole Herd



1302 Linden, Crete, Nebraska  
402 826-3784

## Kovar Sales & Service Grasshopper Mowers

Nick Kovar: 402 821-2382  
Cell: 402 821-7725  
Wilber NE 68465



kovarsalesandservice@gmail.com

## City Bank & Trust Co.

Your Locally Owned Bank  
BEHIND OUR COMMUNITY...

1135 Crete, NE 402 826-2144  
2929 Lake Rd. Lincoln, NE 402 420-2002  
940 P St. Lincoln, NE 402 474-1030  
Member FDIC



## FIRST TRI-COUNTY BANK

Serving the Tri-County Area for more than  
100 Years

Member  
FDIC

P.O. Box 127  
Plymouth, NE 68424  
Phone (402) 656-3885




P.O. Box 87  
Swanton, NE 68445  
Phone (402) 448-2285

## TSC TRACTOR SUPPLY CO. | FOR LIFE OUT HERE

2105 Cardinal Lane, Crete NE 68333  
402 826-3551

8 am to 8 pm Monday thru Saturday  
9 am to 6 pm Sunday

www.tractorsupply.com



## First State

www.1fsb.bank MEMBER FDIC 877.303.9737

## Celebrate DeWitt Days 2024!

July 5<sup>th</sup>, 6<sup>th</sup> and 7<sup>th</sup>

July 6<sup>th</sup> activities include fun run, games, car show, Van's  
Chicken BBQ, parade, fireworks and much more!

See us on Facebook: DeWitt Civic Board Homepage

Info: Lois 402-683-3535 Mary 402-223-8364

Paid for in part by the Saline County Tourism Advisory Committee

## BARNAS DRUG, INC.

124 W. 3rd • Wilber, Nebraska

We are computerized to keep accurate  
tax and insurance records

821-2834

Czech Glass Garnets & Gifts



Office: (402) 826-3222  
Fax: (402) 826-3228  
admin@ichineb.com



Lancaster Family Medicine  
4911 N 26th Street, Suite 106  
Lincoln, NE 68521

Saline Medical Specialties  
830 East 1st St. #200  
Crete, NE 68333

www.ichineb.com

WED. Saline County Fair Talent Search 6:30 pm

THURSDAY  
Figure 8 Race  
7:30 pm

FRIDAY  
Concerts  
7:30 pm

SATURDAY  
Rodeo  
8 pm



# FAIR SCHEDULE

## Friday, June 14, 2024

4-H & FFA Online Pre-entries Due in Showorks ..... Midnight  
(animals, static, showmanship & some contests)

## Tuesday, July 9, 2024

Pre-Fair Clean-Up & Set-up (all help welcome) ..... 6 p.m.  
Set-up of exhibit building, cleaning & set-up of all animal barns

## Sunday, July 14, 2024

Open Class Static entries received in Exhibit Building ..... 4-8 pm  
4-H & FFA Static entries Received in Exhibit Building -  
(Last names A-M) ..... 6-7 pm  
(Last names N-Z at 7-8 pm) ..... 7-8 pm

## Monday, July 15, 2024 – CONTEST DAY

Tractor Driving Contest (Rodeo Area) ..... 11 am  
ATV Driving Contest (Rodeo Area) ..... 1 pm  
BB Gun Show (Izaak Walton Cabin) ..... 2 pm  
Junior Trap Shoot & Open Trapshoot ..... 5:30 pm

## Tuesday, July 16, 2024

4-H Food entries in received in Exhibit Building ..... 7:30-8:30 am  
4-H & FFA Static entry judging ..... 8 am  
Open Class entries received in Exhibit Building ..... 8-10 am  
Poultry entries to be in cages ..... 8 am to 8 pm  
4-H Food judging begins ..... 8:30 am  
Open Class Static Judging ..... 10 am  
4-H Table for Two-Recipe Review Contest Judging ..... 3 pm

## Wednesday, July 17, 2024

Junior Horse Show Check-in ..... 7 am  
Junior Horse Show ..... 8 am  
Exhibit Building Open ..... Noon-8 pm  
Rabbit entries in place ..... All day by 8 pm  
Goat & Sheep entries in place ..... 4 pm  
    Sheep Check-in & Weigh In ..... 4-4:30 pm  
    Goat Check-in & Weigh In ..... 4:30-5:00 pm  
Swine entries in place ..... 5:30 pm  
    Swine Check-in and Weigh In ..... 6-7:30 pm  
(Swine can come in anytime during the day, the family is responsible for bringing pigs through scale/check-in).  
Beef entries in place – no Thursday morning arrivals in 2024 ..... 6 pm  
Beef Check-in & Weigh In:  
    Market Beef/Performance Market Beef ..... 6:30-7 pm  
    Breeding Beef/Performance Breeding Beef ..... 7-8 pm  
    Bucket Calves (must stall at fair) & Feeders (stalling at fair) 8 pm-8:30 pm  
SCAS & Crete Lions Club Saline County Fair Talent Search ...6:30 pm

## Thursday, July 18, 2024

4-H & FFA Exhibitor/Parents Breakfast ..... 7 am  
(Sponsored by Farmers Cooperative)  
Junior Poultry Show - beginning with showmanship ..... 11 am  
Junior Goat Show ..... 8 am  
Junior Sheep Show (follows Goat show) start time could vary slightly 10am  
Exhibit Building Open ..... 10 am-8 pm  
Livestock Judging Contest ..... 1:30 pm  
Kids Zone ..... 3-6 pm  
Music by Janet Jeffries (Exhibit Building) ..... 5:30-6:45 pm  
4-H Fashion Show, Farm Family Awards, and Static 4-H Awards 7 pm  
Figure 8 ..... 7:30 pm  
Figure 8 ticket prices are: \$15 (over age 12); \$5 (ages 6-12); Free (ages 5 & under)  
Beer Garden ..... 6 pm

## Friday, July 19, 2024

4-H & FFA Exhibitor/Parents Breakfast ..... 7 am  
(Sponsored by Friend Farmers Union Co-op)  
Junior Swine Show ..... 8 am  
Junior Rabbit Show ..... 9 am  
Exhibit Building Open ..... 10 am-8 am  
4-H Cat Show ..... 11 am  
4-H Small Animal Show ..... 12 pm  
4-H Dog Show ..... 1 pm  
Kids Zone ..... 2-7 pm  
Feeder Calf Check-in for Feeders not stalling ..... 1-2 pm  
Junior Feeder Calf Show ..... 3 pm  
Beer Garden ..... 6 pm  
Concerts - Forgotten Highway Band & Easton Corbin ..... 7:30 pm  
Concert ticket prices are: \$30 in advance and \$40 at the gate.

## Saturday, July 20, 2024 – KIDS DAY

Junior Beef Show ..... 8 am  
Exhibit Building Open ..... 10 am-8 pm  
Putt Putt on the Fly ..... 1 pm  
Parade (Contact 402-826-9741) ..... 1:30 pm  
Open Class Beef Show Check-In ..... 1:30-2:30 pm  
Pedal Pull ..... 2:30 pm  
Kids Zone ..... 1-7 pm  
Open Class Beef Show ..... 3 pm  
(pre-registration encouraged-see fairbook for entry website)  
Beer Garden ..... 5 pm  
Crete Volunteer Fireman BBQ & Raffle ..... 5 pm  
Mutton Bustin' Sign Up (at South Rodeo Gate) ..... 5:30 pm  
Mutton Bustin' ..... 6:30 pm  
PRCA Rodeo ..... 8 pm  
Rodeo ticket prices are:  
\$15 (over age 12); \$5 (ages 6-12); Free (ages 5 & under)  
Rodeo Dance with AM/FM ..... 9 pm-1 am

## Sunday, July 21, 2024

Premium Auction Set Up ..... 9 am  
Fair Planning Meeting (show arena area) ..... 10 am  
Youth Premium Auction Meeting/Photo ..... 11 am  
Pre-Auction Event ..... 11:30 am  
Premium Auction ..... 12:30 pm  
Static Exhibits Released ..... Noon- 4 pm  
Rabbit and Poultry ONLY Released ..... Noon  
Beef, Goat, Sheep & Swine Released Following Premium Auction.. 3 pm

## Monday, July 22, 2024

Post Fair Clean Up - All help is appreciated ..... 9 am  
**Please join us at the fairgrounds for post-fair clean-up.**

## Sunday, August 13, 2024

Open Archery Shoot ..... 9 am  
Junior Archery Shoot ..... 1:30 pm



## AWARD SPONSORS

### BEEF AND BEEF SHOWMANSHIP

Champion Cow-Calf .....	Friend Farmers Union Coop
First Calf Cow- Calf .....	Tractor Supply Company
Champion Angus Heifer .....	Zalesky Realty & Auction LLC
Reserve Champion Angus Heifer .....	Justin Kunc Memorial
Champion Charolais Heifer .....	Claude Whitman Memorial
Reserve Champion Charolais Heifer .....	Pesek Charolais
Champion Hereford Heifer .....	Don R. Crays Memorial
Reserve Champion Hereford Heifer .....	Charlie Vossler
Champion Maine Anjou .....	KCC
Champion Red Angus Heifer .....	B G Reds
Champion Shorthorn/Plus Heifer .....	Vales Cattle Company
Reserve Shorthorn/Plus Heifer .....	Vales Cattle Company
Champion Foundation Simmental Heifer .....	Rains Simmentals
Champion Simmental Heifer .....	Dick Fischer
Reserve Champion Simmental Heifer .....	Rains Simmentals
Champion Commercial Heifer .....	Spohn Farms
Reserve Champion Commercial Heifer .....	Spohn Farms
Grand Champion Breeding Heifer .....	Johnson Creek Cattle
Reserve Champion Breeding Heifer .....	DMJ Farms
Born & Raised Breeding Beef.....	Zalesky Realty & Auction LLC
Champion Bucket Calf.....	Dave Kujath Memorial, Vales Cattle Company
Reserve Champion Bucket Calf .....	Crete FFA
Bucket Calf Exhibitor Halters .....	Bob & Kathy Homolka & Family
Grand Champion Feeder Heifer .....	The Grange
Reserve Champion Feeder Heifer .....	Czecherettes 4-H Club
Grand Champion Feeder Steer .....	EMF FFA
Reserve Champion Feeder Steer .....	Czecherettes 4-H Club
Grand Champion Feeder Bull.....	KW Farms
Reserve Champion Feeder Bull .....	Kraus Cattle
Grand Champion Market Heifer.....	Darryl Novak, Auction Service
Reserve Champion Market Heifer .....	The Grange
Grand Champion Market Steer.....	Darryl Novak, Auction Service
Reserve Champion Market Steer .....	First State Bank Nebraska
Born & Raised Market Beef .....	Complete Ag.
Grand Champion Performance.....	Norman Musil Memorial
Reserve Champion Performance Calf .....	Crete FFA
Champion Senior Beef Showmanship ....	Crete Lumber & Farm Supply
Champion Inter. Beef Showmanship .....	Crete Lumber & Farm Supply
Champion Junior Beef Showmanship.....	Crete Lumber & Farm Supply
Reserve Senior Beef Showmanship .....	Dick & Sondra Hollman Angus
Reserve Intermediate Beef .....	Rod & Linda Hollman
Reserve Junior Beef Showmanship.....	Rod & Linda Hollman
Champion & Reserve Performance Calf Showmanship .....	Vales Cattle Company
Bucket Calf Showmanship .....	Woerner Cattle Company
Reserve Bucket Calf Showmanship .....	Woerner Cattle Company
Overall Beef Showmanship .....	Saline County Farm Bureau & W-C FFA Alumni

### CAT AND CAT SHOWMANSHIP

Champion Cat .....	Erin Vyhnaek-State Farm
Reserve Champion Cat .....	Erin Vyhnaek-State Farm
Champion Senior Cat Showman .....	Erin Vyhnaek-State Farm
Champion Junior Cat Showman .....	Erin Vyhnaek-State Farm
Overall Cat Showmanship .....	Saline County Farm Bureau

### DOG AND DOG SHOWMANSHIP

Champion Pet Dog .....	Gropp Law & Mediation, LLC
Champion Sr. Dog Showmanship.....	Barren Acres Editing
Champion Jr. Dog Showmanship .....	Barren Acres Editing
Overall Dog Showmanship .....	Saline County Farm Bureau

### GOAT AND GOAT SHOWMANSHIP

Champion Meat Breed Goat .....	Vales Cattle Company
Reserve Champion Meat Breed .....	Vales Cattle Company
Champion Market Goat .....	First State Bank Nebraska
Reserve Champion Market Goat .....	First State Bank Nebraska
Champion Senior Goat Showmanship .....	First Bank of Utica
Champion Junior Goat Showmanship .....	Nik & Logan Stevenson
Reserve Senior Goat Showmanship .....	First Bank of Utica
Reserve Junior Goat Showmanship .....	Nik & Logan Stevenson
Overall Goat Showmanship .....	Saline County Farm Bureau & W-C FFA Alumni

### HORSE AND HORSE SHOWMANSHIP

Grand Champion Pony .....	Ace Hardware, Crete
Grand Champion Mare .....	Tractor Supply Company
Reserve Champion Mare .....	Complete Ag.
Grand Champion Gelding.....	Ace Hardware, Crete
Reserve Champion Gelding .....	Complete Ag.
Champion Senior Pleasure .....	Farmers Cooperative
Champion Junior Pleasure .....	Jay's Oil, Crete
Champion Beginners Pleasure .....	Jay's Oil, Crete
Champion Sr. Horsemanship .....	Farmer's Union Coop, Friend
Champion Junior Horsemanship .....	Spring Creek Repair & Farm Supply

Champion Beginners Horsemanship .....	Farmers Cooperative
Champion Walk-Trot.....	Lads & Lassies 4-H Horse Club
Champion Dummy Roping Horseback.....	Tractor Supply Company
Champion Pony Trail .....	Gropp Law & Mediation, LLC.
Champion Senior Trail.....	Czecherettes 4-H Club
Champion Junior Trail.....	Spring Creek Repair & Farm Supply
Champion Senior Barrels.....	Walt & Ruth Peavler Memorial
Champion Junior Barrels .....	Lads & Lassies 4-H Horse Club
Champion Senior Poles .....	Spring Creek Repair & Farm Supply
Champion Junior Poles.....	Rick & Tanya Brown
Champion Senior Stake Race.....	Theresa Vernon
Champion Junior Stake Race .....	Theresa Vernon
Champion Senior Keyhole .....	Tractor Supply Company
Champion Junior Keyhole.....	Tractor Supply Company
Champion High Point Ranch Exhibitor (Sr/Jr. combined).....	First State Bank Nebraska
Reserve Champion High Point Ranch Exhibitor (Sr/Jr. combined) .....	Justin Kunc Memorial
Champion Senior Horse Showmanship .....	Spring Creek Repair & Farm Supply
Champion Junior Horse Showmanship .....	Spring Creek Repair & Farm Supply
Champion Elementary Showmanship .....	Air & Fluid Management, Wilber
Overall Horse Showmanship .....	Saline County Farm Bureau

### POULTRY AND POULTRY SHOWMANSHIP

Champion Broiler (Single Bird) .....	Wilber-Clatonia FFA
Reserve Champion (Single Bird).....	Wilber-Clatonia FFA
Champion Broiler Pen.....	Libbye Jiskra Memorial
Reserve Broiler Pen .....	Dorchester Legion
Grand Champion Large Bird .....	Saline County Farmers Union
Reserve Champion Large Bird.....	Tractor Supply Company
Grand Champion Bantam .....	Friend Insurance Center, Inc.
Reserve Champion Bantam.....	Tractor Supply Company
Champion Waterfowl .....	Western United Mutual Ins.
Reserve Champion Waterfowl .....	Tractor Supply Company
Champion Other Fowl.....	Frontier Co-op, Martell
Reserve Champion Other Fowl.....	Tractor Supply Company
Champion Senior Poultry Showmanship .....	Crete Lumber & Farm Supply
Reserve Senior Poultry Showmanship .....	Farmers Cooperative
Champion Junior Poultry Showmanship .....	Crete Lumber & Farm Supply
Reserve Junior Poultry Showmanship .....	Spring Creek Repair & Farm Supply
Overall Poultry Showmanship .....	Saline County Farm Bureau

### RABBITS AND RABBIT SHOWMANSHIP

Best Fancy Rabbit .....	Rick & Tanya Brown
Reserve Best Fancy .....	Tractor Supply Company
Best Commercial Rabbit .....	Dorchester Legion
Reserve Commercial Rabbit .....	Tractor Supply Company
Champion Meat Rabbit.....	Wilber-Clatonia FFA
Reserve Champion Meat Rabbit .....	Tractor Supply Company
Champion Senior Rabbit Showmanship.....	Spring Creek Repair & Farm Supply
Reserve Senior Rabbit Showmanship.....	Saline County Farmers Union
Champion Junior Rabbit Showmanship .....	Spring Creek Repair & Farm Supply
Reserve Junior Rabbit Showmanship .....	Livewires 4-H Club
Overall Rabbit Showmanship.....	Saline County Farm Bureau

### SHEEP AND SHEEP SHOWMANSHIP

Grand Champion Ram .....	Citizens State Bank-Friend
Reserve Champion Ram .....	Daryl Novak, Auction Service
Grand Champion Breeding Ewe .....	Farmers Cooperative
Reserve Champion Breeding Ewe .....	Eric's Pride Dorsets
Champion Other Breeds .....	Jim Sueper Family
Champion Commercial Ewe .....	Lumir & Kathy Tachovsky
Grand Champion Market Lamb.....	MD Schwisow Farms, LLC
Reserve Champion Market Lamb .....	First State Bank Nebraska
Champion Senior Sheep Showmanship.....	Crete Lumber & Farm Supply
Champion Junior Sheep Showmanship .....	Crete Lumber & Farm Supply
Reserve Senior Sheep Showmanship.....	Eric Stehlik
Reserve Junior Sheep Showmanship .....	Eric Stehlik
Champion Senior Swine Showmanship .....	Crete Lumber & Farm Supply
Overall Sheep Showmanship.....	Saline County Farm Bureau & W-C FFA Alumni

### SMALL ANIMAL

Grand Champion Small Animal.....	Lothrop Animal Clinic
Reserve Champion Small Animal .....	Lothrop Animal Clinic

**We hope you plan to come out to the fair July 16-21 and see what our 4-H and FFA members are doing and learning!**

**Saline County 4-H wishes to thank those businesses & individuals who advertise in this fairbook which make this publication possible.**

## SWINE SHOW AND SHOWMANSHIP

Champion Light Weight Gilt.....	Farm Credit Services
Reserve Light Weight Gilt.....	Smithfield
Champion Heavy Weight Gilt .....	Citizens State Bank, Friend
Reserve Heavy Weight Gilt .....	Smithfield
Grand Champion Market Gilt.....	Ross Weber
Reserve Champion Market Gilt .....	First State Bank Nebraska
Champion Light Weight Barrow .....	Farm Credit Services
Reserve Light Weight Barrow.....	Smithfield
Champion Heavy Weight Barrow.....	Precision Seed & Chemicals, LLC
Reserve Heavy Weight Barrow .....	Smithfield
Grand Champion Market Barrow .....	EMF FFA
Reserve Champion Market Barrow.....	Elkhorn VE, Geneva & Western Grange Assoc.
Club Pen of Four.....	Smithfield
Champion Lottery Gilt .....	Smithfield
Champion Lottery Barrow.....	Smithfield
Reserve Champion Lottery Gilt .....	First State Bank Nebraska
Reserve Champion Lottery Barrow.....	Smithfield
Champion Inter. Swine Showmanship ....	Crete Lumber & Farm Supply
Champion Junior Swine Showmanship ..	Crete Lumber & Farm Supply
Reserve Senior Swine Showmanship.....	Lynn Steuer Family
Reserve Intermediate Swine Showmanship .....	Lynn Steuer Family
Reserve Junior Swine Showmanship .....	Lynn Steuer Family
Overall Swine Showmanship.....	Saline County Farm Bureau & W-C FFA Alumni

## DRIVING CONTESTS

Champion Senior Tractor Driving .....	AKRS Equipment
Champion Junior Tractor Driving.....	K M Repair
Champion Junior ATV Driver.....	Chris Lorenz Memorial - Green Meadow Alumni
Champion Senior ATV Driver .....	Lorenz Farms

## SHOOTING SPORTS

Overall Top Female Shooter .....	Saline County Pheasants Forever
Overall Top Male Shooter .....	Saline County Pheasants Forever
Champion Senior Trapshoot.....	Saline County Pheasants Forever
Champion Junior Trapshoot.....	Saline County Pheasants Forever
Champion Sub Junior Trapshoot.....	Paul & Lou Hajek & Family
2nd, 3rd, & 4th place Medals.....	Western United Mutual Insurance
Champion 8 Year Old BB Gun .....	Friend Legion Post #183
Champion 9 Year Old BB Gun .....	Friend Legion Post #183
Champion 10 Year Old BB Gun .....	Friend Legion Post #183
Champion 11 Year Old BB Gun .....	Friend Legion Post #183
Champion BB Gun Team .....	Friend Legion Post #183
Archery Awards.....	Paul & Lou Hajek & Family

## 4-H STATIC DIVISION

Top General Exhibit .....	Doris Ourecky
Top Sr. Horticulture Exhibit .....	Dr. Charlene Brown
Top Jr. Horticulture.....	Mary Jane Zimmerman
Top Senior Clothing Construction.....	Heath Sports
Top Junior Clothing Construction .....	Cheryl Retherford
Top Sr. Beyond The Needle.....	Justin & Tiffany Sand
Top Jr. Beyond The Needle.....	American Family Insurance, Angie Murray-Pate
Top Fashion Show Stylists .....	Downtown Family Vision, Edward Jones & Co.
Top Senior Food Exhibit.....	Karpisek's Market
Top Junior Food Exhibit .....	Beverly Banks
Top Food Preservation.....	Crete Foodmart
Top Sr. Home Design & Restoration .....	Gropp Law & Mediation, LLC
Top Jr. Home Design & Restoration.....	Rose Refinery Spa & Boutique
Top Photography Exhibit .....	Gropp Law & Mediation, LLC
Top Family History Exhibit.....	Saline Co. Historical Society
Best Fair Theme Exhibit .....	Gropp Law & Mediation, LLC
Top Quilt Quest Exhibit .....	Dorchester Junior Legion Auxiliary 264

## CONTESTS

Champion Communications Contest Entry .....	Kastanek Enterprises, Mike & Sharon Kastanek
Reserve Communications Contest Entry .....	Kastanek Enterprises, Mike & Sharon Kastanek
Table for Two – Recipe Review Contest.....	Justin & Tiffany Sand
Champion Senior Livestock Judge .....	Wilber-Clatonia FFA
Champion Junior Livestock Judge.....	Wilber-Clatonia FFA
Champion Senior Livestock Judging Team .....	Sapp Bros. Petroleum, Crete
Champion Junior Livestock Judging Team .....	Sapp Bros. Petroleum, Crete

## OPEN BEEF

Champion Bull.....	Hollman Angus (Dick & Sondra)
Reserve Champion Bull.....	Hollman Angus (Dick & Sondra)
Champion Breeding Heifer .....	Hollman Angus (Dick & Sondra)
Reserve Champion Breeding Heifer .....	Hollman Angus Farm (Rod & Linda)
Champion Feeder Calf .....	Hollman Angus (Dick & Sondra)
Open Class Bucket Calf Exhibitor Halters ....	George & Jen Kasl and Family

## PREMIUM CODES

Code	Purple	Blue	Red	White
1	\$6.00	\$6.00	\$6.00	\$6.00
2	\$6.00	\$5.00	\$4.00	\$3.00
3	\$5.00	\$4.00	\$3.00	\$2.00
4	\$4.50	\$4.00	\$3.75	\$3.50
5	\$4.00	\$3.75	\$3.50	\$3.00
6	\$4.00	\$3.50	\$3.00	\$2.50
7	\$4.00	\$3.00	\$2.00	\$1.00
8	\$3.50	\$3.00	\$2.50	\$2.00
9	\$3.00	\$2.75	\$2.50	\$2.25
10	\$3.00	\$2.50	\$2.00	\$1.50
11	\$3.00	\$2.00	\$1.50	\$1.00
12	\$2.50	\$2.25	\$2.00	\$1.75
13	\$2.00	\$1.75	\$1.50	\$1.25
14	\$2.00	\$1.50	\$1.25	\$1.00
15	\$1.50	\$1.25	\$1.00	\$0.75
16	\$1.25	\$1.25	\$1.25	\$1.25
17	\$1.75	\$1.00	\$0.75	\$0.50
18	\$1.00	\$1.00	\$1.00	\$1.00
19	\$15.00	\$12.00	\$10.00	-----
21	-----	\$6.00	\$5.00	\$4.00
20	-----	\$4.00	\$3.00	\$2.00
22	-----	\$1.50	\$1.00	\$.75

## INDEX

Award Sponsors .....	2-3
4-H Division (Static).....	56
Clover Kids .....	46
Clothing/Fashion Show .....	70
Concert, Figure 8, Talent Show, Parade & Rodeo .....	121
Food & Nutrition .....	63
General .....	86
Agronomy .....	106
Citizenship/Heritage .....	87
Crops/Weeds.....	66
Environmental Education.....	93
Forestry/Conservation/Wildlife .....	93
Human Development .....	89
Let's Create Crafts .....	119
Miscellaneous.....	120
Quilt Quest .....	90
Safety/Fire Safety.....	103
Science & Technology.....	103
Home Design & Restoration .....	77
Decision Decisions .....	78
Heirloom Treasures .....	78
Visual Arts.....	80
Photography .....	82
Plant Science .....	57
Flowers .....	57
Fruits .....	62
Herbs .....	61
Vegetables.....	61
Junior Livestock (4-H & FFA).....	16
Beef.....	17
Cat .....	26
Dog .....	27
Feeder Calves .....	24
Goat .....	29
Horse .....	31
Poultry .....	34
Rabbits .....	37
Sheep.....	40
Small Animal .....	28
Swine .....	42
Shooting Sports Contests .....	
Archery .....	50
BB Gun .....	51
Trapshoot .....	55
Contests .....	
ATV Driving .....	51
Tractor Driving.....	54
Livestock Judging .....	53
Table for Two-Recipe Review Contest.....	53-54
FFA Division (Static).....	122
Open Class.....	122
Ag. Products .....	130
Foods.....	132
Plants/Flowers .....	139
Livestock .....	123
Textiles .....	134
Rules & Regulations.....	4
Schedule .....	1
School Art .....	140



## **SALINE COUNTY AGRICULTURAL SOCIETY**

### **OFFICERS:**

Bryce Horak, President  
Tim Keller, Vice-President  
Wess Kohout, Secretary

### **BOARD MEMBERS:**

Deanna Brakhage  
Andy Keller  
David Keller  
Ryan Keller  
Bob Lorenz  
Travis Nerud  
Tim Stehlik  
Theresa Vernon

### **FAIR OFFICE PHONE:**

402-826-5106

### **WEBSITE:**

<https://salinecountyfairne.com>

### **FACEBOOK:**

<https://www.facebook.com/saline.nebraska.fair>

### **GOALS OF THE SALINE COUNTY AG. SOCIETY**

**Promoting Good Sportsmanship:** Is an important part of life and the competition a fair provides, in livestock competitions, static, motorsports, and rodeo provide great learning opportunities. Competitors enjoying what they are doing with proper consideration for fairness, ethics, respect, and a sense of fellowship with other competitors make a great experience for everyone. If we approach the competitions to have fun and enjoy what we do, everyone will be a winner. Poor sportsmanship by exhibitors, parents, and spectators WILL NOT BE TOLERATED.

**To Provide Entertainment:** For residents of Saline County and the surrounding area. For as long as anyone can remember the fair has provided some level of entertainment whether it be watching kids, grandkids, neighbors, or professional acts. We aim to provide honest competitions, and enjoyable entertainment for almost anyone. Enjoy your entertainment choice of music, motors, livestock, or carnival.

**Safe and Accessible Facilities:** Are our goal for you. If you see something that needs addressing, please let us know so everyone can have an enjoyable experience at the fair.

### **RULES & REGULATIONS**

The management of the Saline County Fair and Agricultural Society reserves the final and absolute right to interpret these rules and regulations and to arbitrarily settle and determine all matters, questions, and differences in regard hereto or otherwise arising out of or connected with or incidental to this Fair, except 4-H exhibits whereas the Extension Educators and 4-H staff interpret the rules governing those entries.

Errors, additions, and omissions are apt to happen, and corrections may be necessary, but in no way is intended to mislead any participant.

Rules can be amended by a unanimous vote of the Board of Directors present.

### **OPEN CLASS EXHIBITS**

May be from any Nebraska resident. (See age limits on livestock entries below), with entry limits as outlined in junior rules unless specified differently. Special awards referring to Best of Saline County will be limited to entries from Saline County residents.

### **ENTRIES**

All entries should be made with the proper authorities by the time(s) and/or date(s) stated in this fairbook. Livestock and all other entries are due as stated in their respective areas in this fairbook.

### **REJECTION OF ENTRIES**

Superintendents reserve the right to reject any entries.

### **RELEASE OF ENTRIES:**

All entries are to remain on exhibition until the stated release time(s) in this fairbook. Exhibits leaving early will forfeit premium and be subject to further penalties at the discretion of the Ag. Society

### **4-H, FFA, OPEN CLASS STATIC ENTRIES (NON-ANIMAL)**

**All 4-H, FFA, AND OPEN CLASS static entries will be released from 12:00 PM (NOON) on Sunday and must be picked up by 4 pm.**

**4-H, FFA, AND OPEN CLASS RABBITS & POULTRY will be released beginning at 12:00 PM (NOON) on Sunday.**

**ALL 4-H, FFA, AND OPEN CLASS BEEF, GOATS, SHEEP, AND SWINE WILL NOT BE RELEASED UNTIL AFTER THE CONCLUSION OF THE LIVESTOCK PREMIUM AUCTION. TENTATIVE RELEASE TIME FOR THESE ANIMALS IS 3 PM ON SUNDAY.**

### **LOSSES AND/OR DAMAGES**

The management will use diligence to ensure the safety of articles, property, or livestock after their arrival, but in no way will they be held responsible for any loss or damage that may occur, nor will any officer or employee of the Fair be permitted to negotiate insurance or to make any guarantee whatsoever regarding the same. Property owners desiring insurance against fire or other protection must make their own arrangement.

The Saline County Ag. Society and Extension Office are not liable for any damage, disease, or disappearance of/to any animal(s) exhibited.

## **PROTESTS**

Protests shall be filed with the Agricultural Society Secretary within 24 hours of alleged infraction. A required \$20 deposit will be returned if sustained or forfeited if the protest is not sustained. The protest shall be filed in writing and notification of outcome will be given in written form. An informal protest hearing will be held with the accused offender, the protester, and the acting Superintendent each allowed to make a verbal statement. At the earliest opportunity to gather, the Protest Committee comprised of the Agricultural Society President, Ag. Society Vice President (or ranking officer not related to said infraction), 4-H Council President, a Saline County Extension Educator, and one of the County FFA Advisors, the protest will be resolved. The committee will meet no later than Monday immediately following the Fair. The decisions of the Protest Committee are final.

## **JUDGES**

Judges are requested to read carefully the general and special rules under which this fair is managed prior to entering upon their duties and to especially note and mark those rules bearing on the classes to be judged by them. Ignorance of the rules on the part of any judge is inexcusable. Judges must not award prizes to an unworthy exhibit. It is the intention of the management that no premium or distinction of any kind shall be given to any animal or article that is not deserving. This rule must be adhered to whether there is competition or not.

Judges shall report to the superintendent any exhibit or exhibitors who in any way, whether in person or by agent or servants, interfere with doing their work or show any disrespect to them.

In the case that three judges are needed in making an award, the decision of the two (majority) shall be conclusive.

The decision of the judge is final, no video replays.

## **CLAIM FOR INJURY**

No claims for injury to any person or property shall be asserted, nor suit instituted or maintained, against the Saline County Agricultural Society, its officers, or their agents, representatives, servants, or employees having license or privilege to exhibit on the fairgrounds or occupy space thereon.

If any damage, loss or injury to persons or property shall be caused by reason of neglect or willful act of any person, firm or corporation or their agent, representatives, servants, or employees having license or privilege to exhibit on said fairgrounds, or occupy space thereon, the Saline County Ag. Society shall in no manner be responsible therefore, and in case it is subjected to any expense or liability, all persons causing same or liable therefore, shall indemnify the Saline County Agricultural Society.

## **AUTOMOBILE PARKING**

All automobiles will be required to park in the place designated by those in charge of parking. The fair management assumes no obligation and no liability for any theft or damage that may occur to personal automobiles and stock trailers.

## **OFF-ROAD VEHICLES (ATV AND SIDE-BY-SIDES)**

Off-road vehicles such as ATV's and Side-By-Sides are illegal to be used at the fairgrounds as they are not licensed vehicles for public property. No Off-Road Vehicles (ATV's and Side-By-Sides) shall be used unless authorized by the Agricultural Society.

The Saline County Agricultural Society, Inc. is not responsible for any damage or injuries incurred from or to Off Road Motorized Vehicles (ATV's and Side-By-Sides), their drivers, passengers, or owners.

## **BICYCLES**

Fair exhibitors are NOT allowed to have or ride bicycles on the county fairgrounds for safety purposes. The Saline County Agricultural Society, Inc. is not responsible for any damage or injuries incurred from or to bicycles, their drivers, passengers, or owners.

## **BUILDINGS, GROUNDS, AND VENDORS**

Parties desiring to erect buildings for exhibits or concessions must submit plans and specifications to the board of managers and receive approval before such buildings can be erected. Booths and lots for exhibitors showing machinery, appliances, etc. will not be reserved unless the application is accompanied with the required fee. All applications for booths and lots should be sent directly to the Secretary of the fair. In the event the applicant fails to participate, payment will be forfeited to the Saline County Agricultural Society unless the applicant notifies the secretary of the fair of their intentions not to participate five days in advance of the opening date of the fair.

The set up is Wednesday at NOON and MUST be set up and operational by 4 p.m. on Wednesday.

Tearing down is done after 7 pm on Saturday.

No space may be reassigned or sublet without the written permission of the secretary of the fair.

The Saline County Fair management reserves the right to move an exhibitor or concessionaire to a different location, should it prove necessary because of previous commitments or for the best interest of the fair.

The Saline County Agricultural Society will in no way be held responsible for any debts acquired by an exhibitor or concessionaire.

## **USE OF DRONES**

No Drones are allowed to be in use during the fair or any Ag. Society sponsored events.

### SUPERINTENDENTS

All superintendents are required to furnish the secretary with reports of receipts and expenditures of their departments.

### SECURITY

The management shall have supervision of this department at all times. Any person who shall fail to perform the duties assigned him or who shall leave post of duty without permission to do so shall be immediately discharged and forfeit such part of their salary as the board may direct. All officers and policemen shall be sworn in as conservators of the peace and it shall be their duty to arrest any person creating a disturbance or violating any of the rules and regulations of this fair or the laws of the state. Fast or reckless operation of any form of transportation is strictly forbidden. The police department has been requested to deal severely with any person or persons violating this rule.

Any exhibits reported missing without the advance knowledge of the Ag. Society will be handled like any other crime.

### SOLICITORS

No soliciting or begging of any nature whatsoever will be permitted on the grounds.

### ALCOHOL/DRUG POLICY

The use and/or possession of alcohol in any form (beer, wine, hard liquor) or other MOOD-ALTERING SUBSTANCES (not under physician's prescription) in the Saline County Fair Buildings during the fair by P4-H and FFA program participants is prohibited. Infraction of the rules may result in dismissal from the event, the withholding of premiums, or other disciplinary action as decided by the Saline County Ag Society and Saline County 4-H Council.

4-H members and volunteers should refer to the Code of Conduct in this fairbook. This is the same document you sign when completing your 4-H enrollment.

## PRIBYL PLUMBING & HEATING

New Construction - Remodels  
Rotorooter - Back Hoe  
Furnace & A/C Installation  
Septic Tank - Laterals - Etc.

**Brian Pribyl**  
DEQ Certified #1457

1475 Blue Acres, Crete, NE

**Bus. 402-826-3045**



## ZALESKY

### REALTY & AUCTION, LLC.

1241 Main St. - PO Box 216  
Crete NE 68333

**Nicky Zalesky**  
Broker  
402-826-0376  
[nickyzalesky71@gmail.com](mailto:nickyzalesky71@gmail.com)

**BJ Zalesky**  
Auctioneer  
402-826-0370  
[zalesky.bjz@gmail.com](mailto:zalesky.bjz@gmail.com)

**Deb Schwisow**  
Salesperson  
402-243-3012  
[debschwisow3@gmail.com](mailto:debschwisow3@gmail.com)

**Cody Zalesky**  
Salesperson  
402-418-0703  
[czalesky@gmail.com](mailto:czalesky@gmail.com)

[www.zaleskyonline.com](http://www.zaleskyonline.com)





## 4-H AND FFA DIVISION (JUNIOR SHOWS) GENERAL RULES & REGULATIONS

### EXHIBITOR ELIGIBILITY:

Any bona-fide Saline County 4-H member or vocational agriculture member (FFA) is eligible to compete.

4-H members must be enrolled in the project that they want to exhibit in. Members not enrolled by June 15 in said project will not be eligible for show.

FFA members must be listed on their FFA chapter's OFFICIAL membership roster at the time of exhibition with dues paid and in good membership standing.

The Saline County Extension staff reserved the right to verify any age/membership eligibility.

### AGE ELIGIBILITY

Where 4-H age is specified, it is the age on January 1, of the current year.

### 4-H AGE POLICY

4-H members must not have passed his/her 19th birthday as of January 1, of the current year.

4-H rules apply to all junior show exhibitors, except where a specific age rule is in place.

### FFA AGE POLICY

FFA age policy: FFA members are eligible until the age of 21 or the 4th National Convention after high school graduation.

### 4-H CLOVER KIDS

Are defined as youth ages 5-7 as of Jan. 1 of the current year who have officially enrolled in the Saline County 4-H Program. 4-H Clover Kid members may show livestock, rabbits, or poultry in open class only if officially enrolled in Saline County 4-H, an animal identification was completed on age-appropriate and/or weight-appropriate animals by June 14, and officially entered for the fair by the entry deadline.

### OPEN CLASS

Open Class animal and livestock exhibitors must be 5 years of age and older to participate in any open class or 4-H Clover Kid animal events/shows.

### PROJECT ELIGIBILITY

A member cannot enroll in the same 4-H project area in more than one county or state in the same year. Example: Beef (bucket calf, feeder calf, market beef, and breeding beef) are among those listed within the beef project area, clothing, horse, foods, etc.) Exception: Youth may enroll in shooting sports projects in more than one county. Enrollment should occur by discipline (i.e., shotgun, BB gun) based on available certified instructors. Youth may not be enrolled in the same discipline in more than one county. If a member is enrolled in more than one county, a member may not duplicate specific 4-H experiences by participating in more than one county or state in the same year. (Example: public speaking, presentations, Diamond Clover).

### YOUTH FOR THE QUALITY CARE OF ANIMALS

**(YQCA):** ALL 4-H and FFA exhibitors of beef, goats, sheep, swine, poultry, and rabbit must have completed the YQCA training by June 15 of the current year. Exhibitors must have received Youth for the Quality Care of Animals (YQCA) Training through a Nebraska Extension-based program. A Completion Certificate of the requirements must be on file at the Extension office by June 15 of the current year. Questions regarding YQCA completion and requirements should be directed to the Saline County Extension Office 4-H staff.

### PROPER SHOW ATTIRE

4-H animal exhibitors must wear proper show attire which shall consist of the grey Saline County 4-H T-shirt, or a white button shirt with the 4-H chevron, with dark wash blue-colored denim jeans (no shorts without permission).

FFA animal exhibitors must wear proper show attire consisting of the grey-colored FFA T-shirt and dark wash blue-colored denim jeans.

Proper show attire shall be worn by all exhibitors, during all 4-H and FFA show contests. NO HATS are permitted in the show ring except for horse exhibitors.

Hats and long-sleeved shirts worn under your grey show shirt are NOT allowed to be worn during the Market Livestock Premium Auction.

Hard-soled boots or shoes are considered safe and appropriate for most large species shows. NO OPEN-TOED SHOE SUCH AS SANDALS ARE PERMITTED WHILE EXHIBITING ANIMALS.

RIPPED, LIGHT-WASH, OR EMBELLISHED JEANS ARE NOT TO BE WORN WHILE EXHIBITING ANIMALS.



**4-H AND FFA OFFICAL SHOW SHIRTS MAY BE ORDERED THROUGH THE EXTENSION OFFICE BY PLACING AN ORDER BY MAY 15. AN INVENTORY IS NOT KEPT ON HAND.**

#### **DAIRY GOAT EXHIBITORS**

Dairy Goat Exhibitors will wear blue jeans instead of the standard dairy "white," an official grey 4-H or FFA show shirt, and hard-soled shoes.

#### **HORSE EXHIBITOR SHOW ATTIRE**

A western hat or protective headgear is optional but should stay on during the performance classes. The hat/headgear must stay on in timed events if rider crosses the starting line wearing it, or a 2 second time for losing the hat/headgear will be assessed.

Shirts and blouses must be all white, including buttons and thread. Sleeveless shirts or blouses are not permitted, and long sleeves are recommended, although short sleeves are permitted. A 4-H arm band (can be purchased at the Extension Office) is to be worn on the left arm above the elbow. Dark blue denim jeans must be worn, and a belt is recommended.

Hard-soled boots are recommended. No tennis shoes or open-toed shoes.

The official grey 4-H and FFA t-shirts are optional only for timed events.

#### **RIBBON POLICY**

The Danish system of judging will be used. Exhibits will be divided into groups according to merit.

Purple will denote superior exhibits.  
Blue will denote excellent exhibits.  
Red will denote good exhibits.  
White will denote an acceptable exhibit.

Exhibits must receive a PURPLE ribbon to qualify for trophies/banners/plaques in static and animal competitions.

Awards will be given on merit. Awards will not be awarded to animals deemed not worthy of an award by the judge.

Premium money will be paid only where indicated in the fairbook.

Showmanship entries are not paid premium.

#### **OWNERSHIP AND IDENTIFICATION OF BEEF, GOATS, HORSES, SHEEP, SWINE, AND RABBITS**

All animals in the Junior Show (4-H and FFA) must be owned by the exhibitor or family with ownership verified where required on the appropriate identification forms and on file at the Saline County Extension Office by the specified identification deadline. All Beef, Goat, Horse, Sheep, Swine, and Rabbits must be identified with the official form of identification (EID tag or tattoo).

Identification forms can be obtained at the Saline County Extension Office and on the Nebraska Extension in Saline County website – 4-H page.

#### **IDENTIFICATION DEADLINE**

The identification deadline for Beef, Goat, Horse, Sheep, Swine, and Rabbit is June 15 of each year with the EXCEPTION OF WHEN JUNE 15 FALLS ON A WEEKEND. If June 15 falls on a Saturday, the identification deadline will be June 14. If June 15 falls on a Sunday, the identification deadline will be on June 16.

#### **SUBSTITUTE SHOWMAN**

An animal must be shown by the 4-H or FFA member who entered it unless the exhibitor is excused by the Division Superintendent because of serious illness, disability due to an injury, or conflict with other livestock classes held at the same time.

An exhibitor who has more than one animal in a class should notify the superintendent that another Saline County 4-H or FFA member, age eligible to exhibit said livestock, will show the additional animal in the class. Only 4-H or FFA members, who are eligible and exhibiting at the Saline County Fair may be used as substitute showman. 4-H Clover Kids CANNOT serve as substitute showman. All substitute showman will follow show attire rules like any other exhibitor as they apply to the specie they are showing.

Substitute showman MUST wear the back-tag (exhibitor number) of the exhibitor they are substituting for.

#### **ANIMAL HEALTH**

All exhibitors must comply with their respective livestock health requirements. All livestock and animals are subject to examination upon arrival, for evidence of infectious or contagious diseases. If such evidence is found, they will not be allowed to stay on the grounds or exhibit at the fair.

Animals that have active ringworm, fungus, or visible warts, will not be allowed entry into the Saline County Fair for exhibition. Ringworm and fungus will be judged to be inactive if the ringworm lesion area is not encrusted and hair has begun regrowth in the area. Animals with warts that are not visible by a hands-off inspection will be allowed to remain on the premises and can be exhibited.

The final decision rests with the respective Livestock Superintendent and the Saline County Extension staff. At any time, a licensed veterinarian will be called to confirm any disease.

#### **SCRAPIES**

In accordance with Federal & State Health regulations all female & breeding sheep and goats for exhibition must have a Scrapie Identification Tag present in the animal's ear.

### **SICK OR INJURED ANIMALS**

Sick animals that need care will be the responsibility of exhibitors. If the exhibitor cannot be contacted or refusal to treat, a veterinarian will be contacted to use his discretion in the treatment of the animal, with the exhibitor responsible for any costs incurred. The Saline County Ag Society, superintendents, any fair volunteers, or Saline County Extension staff are not responsible for any loss, damages or veterinarian costs incurred.

### **SALINE COUNTY FAIR 4-H, FFA, STATIC AND ANIMAL ENTRIES**

All entries are made online on or before midnight of June 15 at <http://salineco.fairwire.com>. Beef, Goats, Horse, Sheep, Swine, and Rabbits must be properly identified with the Saline County Extension by the specified identification deadline. **See IDENTIFICATION DEADLINE.**

Only animals that have been identified by the deadline and entered the respective deadlines are eligible for entry and to show at the Saline County Fair.

Animal identification will be verified during the respective species check-ins.

Weights will stand as recorded 30 minutes after scale closes for each species.

Classes offered at the Saline County Fair are not necessarily offered at other 4-H or FFA shows or the Nebraska State Fair. These classes have been added to this show only to provide other learning opportunities.

### **OPEN CLASS ANIMAL ENTRIES**

All entries are made online on or before midnight of June 15 at <http://salineco.fairwire.com>.

### **STALLS, PENS & TACK**

Stalls and pens will be assigned by the Extension Office and posted in their respective barns.

Stalls are expected to be identified with stall cards for herdsman judgment, the superintendents, and Extension staff purposes.

Stall space is assigned according to the number of animals entered into <http://salineco.fairwire.com>.

Entry of animals you do not intend to exhibit WILL NOT GUARANTEE EXTRA STALL SPACE. Those found in violation of entering extra animals will be asked to move animals to make room for other exhibits.

**UNDER NO CIRCUMSTANCES SHOULD ANY EXHIBITOR TAKE MORE STALL OR PEN SPACE THAN ALLOTTED ON THE STALLING/PEN MAPS.**

Feeder Calves intending to stall for the duration of the Saline County Fair MUST specify at entry time if the animal is stalling or will be brought the day of the feeder calf show. Stalls will not be reserved for feeder calves arriving the day of the feeder calf show and returning home after the feeder calf show.

### **STALL AND PEN ALLOTMENTS**

**Beef:** 1 head per stall. Except for Cow/Calf entries will be allotted two stalls.

**Goats:** 3 per pen depending on age/size of animal

**Sheep:** 3 per pen depending on age/size of animal

**Swine:** 3 per pen

If exhibitors have animals on different feed plans, the exhibitor MUST provide their own pen dividers.

Horses exhibited in the 4-H Horse show will not stall as the fairgrounds is not equipped with horse stall space.

### **TACK AND FEED**

A small allocation for tack which will most likely be a tack area shared with another exhibitor or a shared club tack space will be allotted IF space allows. If stalls and pens are needed for animals, tack will need to be kept in your trailer.

It is a good idea to coordinate items such as rakes, shovels, hoses, and other supplies with members of your club to avoid duplication of items occupying stalls or pen space for animals.

### **SWITCHING OR TRADING STALLS OR PENS**

The superintendent must be notified of any change in stall or pen assignments. This will help ensure that herdsman points are being given to the correct club or chapter.

### **USE OF TUBE WATERERS IN SWINE BARN**

Tube waterers are highly discouraged as this water can become very hot when allowed to sit in the tube which may lead to the pig(s) not drinking the needed amount of daily water. These types of waterers may drip causing wet bedding which may draw flies and other insects into the barn. Exhibitors are encouraged to keep bedding dry and utilize wash racks for feeding or watering with less wet bedding drawing flies in the barn.

### **USE OF SELF-FEEDERS IN SWINE BARN**

Exhibitors are not to bring in self-feeders for swine.

### **BEDDING AND CLEAN UP OF BEDDING**

Bedding for goats, sheep, and swine is the responsibility of the exhibitor. Woodchips or shaving are required. NO STRAW.



## BEEF BEDDING

Beef bedding will be provided by the Saline County Ag. Society. A \$10 fee per head will be assessed based on the head of beef PRE-ENTERED at entry time. Exhibitors will receive an invoice before the county fair and must be paid immediately as no bedding fees will be managed at beef check-in. The fee will be used to obtain the beef bedding and pay volunteers to remove the bedding after the conclusion of the fair. Beef exhibits may bring their own woodchips or shaving to top-dress if desired. NO STRAW IN BEEF STALLS.

Refer to each species section for specific bedding guidelines.

Exhibitors MUST completely remove all bedding from goat, sheep, and swine pens.

Beef exhibitors must pull all bedding away from the tie-rail.

## BEEF TIE-OUTS

Straw may be used in Beef tie-out areas. Club/exhibitors are responsible for providing tie-out bedding.

Beef tie-out areas are not assigned. First-come, first-serve. ONLY TAKE WHAT YOU NEED, SAVING ROOM FOR OTHERS.

It is recommended to use a second, security neck-tie when tying out beef animals.

## WASH RACKS

Please respect the time of other exhibitors when using the washing racks. DO NOT LEAVE ANIMALS IN THE BEEF, GOAT, SHEEP, AND SWINE WASHRACKS FOR MORE THAN 30 MINUTES AT A TIME.

## ANIMAL ELIGIBILITY

Project animal identification numbers will be checked according to 4-H and FFA identification requirements.

All exhibitors are limited to the same number of entered livestock.

No animals may be shown in both the open and junior show except beef \*. No animal can be shown in both a market and breeding class. No beef can be shown in both a feeder calf and breeding heifer class. Calves of the Cow/Calf classes are the only animal that may show as part of the cow/calf and individual Feeder calf.

\*Beef can be entered into the Open Class Beef Show.

Exhibitors are recommended to identify any animals that have a possibility of being shown, animals cannot be added to an identification form because of sickness or injury at fair time

## YOUTH WHO ARE BOTH 4-H AND FFA MEMBERS

A youth may show both 4-H and FFA animals if he or she is an official member of both 4-H and FFA.

An animal must officially be identified as a 4-H or FFA project animal by the identification deadline.

Animals that have been exhibited as either 4-H or FFA projects at another county fair **CANNOT** be shown as junior livestock projects at the Saline County Fair. The same is true for 4-H or FFA projects shown at the Saline County Fair. You **CANNOT** exhibit an animal shown at the Saline County Fair at another county fair.

Age-eligible youth can exhibit animals at another county fair **IF the animal is an animal that has NOT been exhibited at another county fair and if the animal is properly identified and entered with that respective county fair.**

Example: A 4-H youth who exhibited a 4-H identified animal at the Saline County Fair CAN exhibit at another county fair as a FFA exhibitor IF you are exhibiting AN ANIMAL THAT HAS NOT BEEN EXHIBITED AT ANOTHER COUNTY FAIR AS A 4-H PROJECT AND VISA-VERSA.

**YOUR LOCAL BAR**

**EAST SIDE**  
BAR & GRILL

708 Washington • Dorchester

402-946-2007

FULL BAR • FULL KITCHEN • POOL

ALLEN AGENCY, INC.  
*Insurance*

LYNETTE ALLEN  
Agent

1140 Main Street Phone 402-826-4321  
Crete, NE 68333 Fax 402-826-4761  
allenagency@windstream.net

**Straight From The Farm**



Sheldon & Judy Kohout  
780 County Road 1  
Friend, NE 68359  
402-947-2236  
judykohout@gmail.com  
Quality Cuts of Beef and Pork  
**It's Good Meat — No Bull!!!**

**SIEDHOFF**  
COLLISION CENTER

\*Complete Body & Paint Specialists\*  
\*24 Hour Towing\*

1940 Forest Ave. Phone: 402-826-2525  
Crete, NE 68333 siedhoffcc@gmail.com

If you are physically able to exhibit your animal/project, then YOU are also expected to prepare your project for all showing.

### WHO CAN ASSIST WITH GROOMING

Grooming animals for show is primarily the responsibility of exhibitors. However, assistance from immediate family members (parents or siblings), fellow Saline County 4-H and FFA fair exhibitors, and 4-H and FFA leaders/advisors is permitted as a learning tool for future shows. Saline County 4-H Leaders and FFA Advisors who have youth exhibitors at the Saline County Fair are allowed to help any 4-H or FFA fair exhibitor regardless of club or chapter affiliation. Ex: A club leader can help any 4-H youth in their own club, another youth in a different club or even an FFA exhibitor. An FFA advisor can help any FFA member from their own chapter, another chapter or 4-H exhibitor. Those in violation of this rule will receive one verbal warning. If violations continue, the exhibitor will be disqualified from the respective classes in which the violations affects.

Animals found to have had compounds applied and in violation of fitting rules after entering the arena they will be lowered 1 live ribbon placing (i.e., purple lowered to blue).

The goal is to show your animal's natural qualities not using enhancements or other false pretenses to make them appear better. Specific examples include: Twining, air, water, or other methods of altering the body shape are not allowed. False Beef tails allowed.

Bucket calves can only be washed and have their hair combed in its natural direction. (No changing of the natural direction.)

Pigs must be shown without hairdressing compounds. This includes oils, powder, or any other coat dressing compounds. Water is permitted.

See individual specie rules found in this fairbook.

### JUNIOR SHOWMANSHIP

Showmanship is open to bona-fide 4-H and FFA exhibitors of that species at the Saline County Fair. If numbers indicate Divisions may be split into preliminary and finals.

Showmanship entries must be with your own 4-H or FFA project animal. This means the same 4-H or FFA member will be showing this animal in live division class. Each competitor must show his/her own animal. An animal can only be shown once except in horse if a shared project animal. An animal with an official fair entry in an exhibitor's name is considered to be their own animal. No animal is to be shown in any showmanship division by 2 different youth.

4-H and FFA members must pre-enter showmanship classes by the fair entry deadline.

All current division winners in all species may compete for the overall award within their specie division.

The Showmanship Contest often is held preceding the respective live classes of animals, those where it may be different include beef, poultry, and rabbit.

Please check the show schedule the morning of the show.

Cat and Dog are often judged in combination with the animal presentation.

Lottery Pig, Bucket Calf & Performance Calf exhibitors will participate in showmanship two times as showmanship is part of the overall scoring for these 3 areas of judging. Lottery Pig, Bucket Calf, and Performance Calf exhibitors may also participate in their respective showmanship age group. Youth must pre-enter their respective showmanship age group.

Appropriate showmanship attire is expected.



Friend, NE  
<https://thefreckleddoor.com/>



Plymouth, NE 800-656-1156



See us for all of your grain handling needs!

#### **4-H CLOVER KID SHOWMANSHIP**

4-H Clover Kid Showmanship for youth ages 5-7 as of Jan. 1 of the current year who are officially enrolled in Saline County 4-H, have the appropriate identification forms on file at the Saline County Extension Office and have made the official fair entry will participate in 4-H Clover Kid Showmanship following the Junior Showmanship events in their respective entered specie.

Youth ages 5-7 as of Jan. 1 of the current year who are NOT enrolled in Saline County 4-H can use an animal already at the fair (use a sibling's animal or one from another member) and sign up the day of the respective show for Clover Kid Showmanship only.

4-H Clover Kids CANNOT participate in a live class with an animal that is not identified or entered in their name.

All Clover Kids animal must weigh under 350 lbs at weigh-in to be used as a Clover Kid Showmanship animal.

4-H Clover Kid Showmanship is considered a non-competitive event and will result in participation ribbons only.

#### **CARE OF YOUR ANIMAL EXHIBITS**

It is expected that the exhibitor will care for their animal exhibits for the duration of the fair (from entry time to release time). Any exhibitor found to not be adequately caring for their animal will receive a verbal warning. If the warning is ignored, the Saline County Ag. Society, superintendent, and the Saline County Extension staff reserve the right to ask you to remove the animal from the fairgrounds.

#### **EXHIBITOR ETHICS STATEMENT**

The following has been agreed upon by the Saline County Agricultural Society and deemed policy for the Saline County Fair.

1. The right to interpret rules in the best interest of 4-H/FFA work is reserved for the Superintendent and Saline County Extension 4-H staff, whose decision will be final.

2. Any exhibitor who inhumanely abuses an animal or alters an animal's appearance through unnatural actions or procedures will forfeit any premium, ribbon or prize won, during the fair at which the abuse(s) or alteration(s) took place.

3. The Saline County Agricultural Society Board has agreed that abuse or alteration of appearance will be defined as the following actions which have occurred or were attempted on/to an animal present at the Saline County Fair.

#### **DISCLAIMER**

The NE State 4-H rules will apply to those classes and competitions where no local rule is in force.

Defined by species:

#### **Sheep/Goats**

- Beating, slapping, using an electric prod, or physically forcing a lamb/goat into a solid object in an attempt to make the animal brace more firmly.
- The use of cold-water wraps or ice in or on the body of an animal in an attempt to make the animal brace more firmly.
- No pronged or spiked collars allowed.

#### **Swine**

- The use of hairdressing compounds such as oils, powder, or any other coat dressing compound on an animal in order to enhance the animal's appearance.

#### **Beef/Dairy**

- Changing the major color pattern of an animal by painting or dyeing of the animal.
- False hair (other than tails) with twining.
- Use of prohibited products outlined in the Beef section of this fairbook.

The following definitions of abuse and/or alteration apply to all livestock shown at the Saline County Fair:

- Forced consumption of water to increase the weight or enhance the look of an animal.
- The use of unnatural means, such as drugs, to reduce the weight of an animal.
- The use of a compound(s) or drug(s) on a species other than the species it was approved for by the FDA.
- The use of a drug or compound beyond the specified withdrawal requirements of the FDA.
- The use of air or any other artificial method to alter the body shape of an animal.

Any action or practice the superintendent feels is inappropriate or abusive to the animal will be reported.

4. In cases that are not specifically addressed in this statement, one warning will be issued by the Superintendent before action is taken in accordance with the policy stated in this fairbook.

5. Any animal entered at the Saline County Fair is subject to both urine and blood testing at the discretion of the superintendent. If blood and/or urine testing is requested, the cost of the test(s) will be incurred by the exhibitor of the animal, if the results of the test(s) indicate a Saline County Fair Drug Use rule has been violated. If the results indicate that no Saline County Drug Use Rule has been violated, the cost of the test(s) will be incurred by the Saline County Fair.

#### **ANIMAL CONTROL**

Exhibitors must demonstrate an ability to control their animal(s) at all times in the showring. Upon the second escape the animal will be excused from the ring.



## MARKET ANIMAL PREMIUM AUCTION

A Market Animal Premium Auction has been established for exhibitors of Market Goats, Market Sheep, Market Swine, Market Beef, Pen of Three Broilers, and Market Rabbits to help offset the expenses of such projects, and the lack of future value contributing valuable genetics to future generations of livestock as breeding animal exhibits have.

Each age-eligible 4-H or FFA member exhibiting a **market** animal of the previously mentioned species is eligible to consign ONE sale animal, regardless of how many species are exhibited. The only exception would be if one exhibitor has more than one Champion or Reserve Champion, in which all Market Champions and Reserve Champions are to be consigned.

4-H and FFA members sign up via online entry by 2 pm on Saturday, or no later than 30 minutes after the conclusion of the Jr. Beef Show. **LATE REQUESTS FOR AUCTION ENTRIES WILL NOT BE ALLOWED.**

4-H and FFA market auction exhibitors AND their parent(s) MUST sign up to help with either a pre or post-auction duty.

The Market Auction Event is scheduled for Sunday morning of the fair beginning at 11:30. (Parents and youth have duties for setup that begin at 9 a.m.)

Potential buyers/supporters will only be purchasing the premium for the animal offered, no actual transfer of animal ownership takes place, and the purchase price is a monetary donation to the exhibitor of said animal.

This Auction is organized by a volunteer committee, with additional committee members welcome. (Each club with participants should have at least one committee member.) If committee members are not forthcoming the Auction may cease with all funds disbursed. For more information, the Extension Office can provide a contact number.

### PREMIUMS

Premiums due to exhibitors will be forwarded to exhibitors in a timely manner as the 4-H Extension Staff and Saline County Ag. Society has time to prepare the premium checks, (some will be available at the closing of the fair). All premiums not called for before October 31 will be forfeited to the Saline County Ag. Society.

Premium Auction question should be directed to Michael Pesek at 402-300-0172 or Greg Hollman at 402-450-6858.

<b>KALKWARF &amp; SMITH</b> Law Offices LLC	1240 Ivy Avenue P.O. Box 272 Crete, NE 68333-0272 Tel (402) 826-5136 Fax (402) 826-5140 Email: bradley_kslaw@yahoo.com	
	Farmers & Merchants Bank Bldg. 321 South Main, P.O. Box 905 Wilber, NE 68465-0905 Tel (402) 821-2001 Fax (402) 821-3368	
Bradley T. Kalkwarf Shaylene M. Smith		

<b>Drake Refrigeration</b> Heating/Cooling & Appliances, L.L.C.		
122 South Main Street Friend, NE 68359		
<b>402-947-5591</b>		
Owners Arthur I. Drake John A. Steyer		
		

	<i>Crete Veterinary Clinic</i>	
	1250 Arizona Ave Crete NE 68333 402-826-2497	
Emergency Phone #'s	402-826-4828- Fax	
Large Animal - 402-641-7896		
Small Animal - 402-489-6800		

	<b>HOME &amp; COUNTRY LLC</b>
	www.homeandcountry.net
Call us today for all of your Real Estate, Appraisal, & Precision Ag Service needs!	
<b>(402) 947-2301</b>	

Carry Crist, D.C. Julie Crist, D.C.	
1106 Main Ave. Crete, NE (402) 826-5097	
106 Main Friend, NE (402) 440-6242	
WWW.CRISTCHIRO.COM	

#### **4-H PARTICIPANT CODE OF CONDUCT**

The primary goal of the 4-H Program is to help youth develop competency in their projects, confidence in themselves and others, connections to their community and sound character. Actions by persons (Parents, and 4-Her's) involved with the 4-H Program will be consistent with the six core ethical values comprising good character: trustworthiness, respect, responsibility, caring, fairness and citizenship. As a 4-H Participant/Parent/Guardian I will:

- Treat all people and property with respect, courtesy, consideration, and compassion. Avoid and prevent putdowns, insults, name calling, swearing, and other language or nonverbal conduct likely to offend, hurt or set a bad example.
- Keep informed about 4-H program policies and projects and read materials pertaining to the county 4-H program.
- Teach and model kindness and compassion for others. Recognize that all people have skills and talents which can be used to help others and improve the community. Teach and foster teamwork and discourage selfishness.
- Practice fair-mindedness by being open to ideas, suggestions, and opinions of others. I will make all reasonable efforts to assure equal access to participation for all youth and adults regardless of race, creed, color, sex, national origin, or disability. Decisions will be made fairly and treat all individuals and families with impartiality.
- Obey laws and rules as an obligation of being a good citizen. I accept responsibility for the proper treatment and care for other youth and adults, the program facilities and/or equipment.
- Demonstrate the responsible treatment of animals and stewardship of the environment.
- Not use alcohol or illegal substances (or be under the influence) while working with or participating in any part of the 4-H Program.
- Provide a safe environment for all parties involved in 4-H. I will protect those involved from sexual harassment, physical force, verbal or mental abuse, neglect, or other harmful behaviors.

Youth participants/Parents/Guardians who do not abide by the above code of conduct will be subject to the following consequences:

- Be asked to explain actions to the 4-H Educator.
- Be dismissed from an event at own expense.

- Further disciplinary action determined in cooperation with the local Extension Educator, the District 4-H Coordinator, the State 4-H Program Administrator, and as warranted, the Dean of Extension and IANR Administration. Disciplinary action may include:
  - becoming ineligible to participate in specific 4-H activities,
  - becoming ineligible to participate in the Nebraska 4-H program.
- Reimburse the proper entity for any property damage or for liability resulting from inappropriate actions. In the case of vandalism, guilty party may be required to reimburse 4-H and/or the facility.
- Multiple violations of the code of conduct may result in:
  - Suspension for a period of time,
  - Becoming ineligible for 4-H participation in their county.
- Parent/Guardian violations may also result in:
  - Restriction from contacting 4-H families, volunteers, donors, and/or sponsors pertaining to any 4-H matter.

#### **VOLUNTEER CODE OF CONDUCT**

Your primary goal as a 4-H volunteer is to help children and youth develop competency in their projects, confidence in themselves and others, connections in their community, and sound character. As a 4-H volunteer, you are to help kids do what they are capable of doing. You are to promote teamwork and leadership while helping the 4-H'ers learn and have fun.

Everything you say and do should be consistent with the six core ethical values comprising good character: trustworthiness, respect, responsibility, caring, fairness, and citizenship. This Volunteer Code of Conduct sets forth expectations of 4-H volunteers:

1. Act to encourage and justify trust. Teach 4-H'ers the meaning and importance of trustworthiness.
2. Treat members, parents, Extension staff, judges and others with whom I come in contact with respect, courtesy and consideration. Avoid and prevent put-downs, insults, name-calling, yelling, and other verbal or non-verbal conduct likely to offend, hurt, or set a bad example.
3. Inform myself about youth and their positive development. Fulfill my responsibilities by striving to improve my performance as a volunteer and a mentor of young people. Attend volunteer training sessions when I can and seek out and use books, videotapes, and other educational materials.

4. Teach and model kindness and compassion for others. Recognize that all young people have skills and talents, which can be used to help others and improve the community. Teach and demand teamwork and discourage selfishness.
5. Teach and model fair-mindedness by being open to ideas, suggestions, and opinions of others. Make all reasonable efforts to assure equal access to participation for all youth and adults regardless of race, creed, color, sex, national origin, or disability. Make all decisions fairly and treat all members with impartiality.
6. Teach and model the importance of obeying laws and rules as an obligation of citizenship. Obey the laws of the locality, state, and nation. Promote the responsible treatment of animals and stewardship of the environment.
7. Not use alcohol or illegal substances (or be under the influence) while working with or being responsible for youth, or allow youth to do so while under my supervision.
8. Provide a safe environment. I will not harm youth or adults in any way, whether through sexual harassment, physical force, verbal or mental abuse, neglect, or other harmful behaviors.

- Restrictions from contacting 4-H families, volunteers, donors, and/or sponsors pertaining to any 4-H matter.



202 Hairdo  
 Kayla Slama Jill Broz Abbi Coffey  
 402-821-2028  
 www.vagaro.com/202hairdo1



9th Street Grill  
 915 Main St. Suite 1  
 Phone: 402-826-4040

4-H Volunteers who do not abide by the above code of conduct may receive the following consequences:

- Be asked to explain actions to the 4-H Educator.
- Be dismissed from an event at own expense.
- Further disciplinary action determined in cooperation with the local Extension Educator, the District 4-H Coordinator, the State 4-H Program Administrator and as warranted, the Dean of Nebraska Extension and IANR Administration. Disciplinary action may include:
  - becoming ineligible to serve as a volunteer for specific 4-H activities, becoming ineligible to serve as a volunteer for the Nebraska 4-H program.
- Reimburse the proper entity for any property damage or for liability resulting from inappropriate actions. In the case of vandalism, the guilty party may be required to reimburse 4-H and/or the facility.



Residential • Remodeling • Contracting  
**Ziemann & SON'S**  
 CONSTRUCTION & DESIGN  
 Construction  
 402-432-3888  
 Bruce/Mike  
 Design  
 402-440-5996  
 Chris

Multiple violations of the code of conduct may result in:

- Suspension for a period of time.
- Becoming ineligible to serve as a volunteer for the Nebraska 4-H program.



**Crete Truck Washout**  
 On Call 24/7  
**CALL US TODAY!**  
 (402 )381-8659 or (402) 560-2241  
 1559 Blue Acres Drive, Crete, NE  
 Come see us to get your semi trailer washed out. No matter how dirty it is we can handle it. Just give us a heads up on when you are coming through.





## 4-H & FFA ANIMALS, HERDSMANSHIP AND YQCA



Herdsmanship is judged as a separate livestock division. \$60.00 will be divided among the top five clubs in each livestock division. These divisions are open to junior exhibitors only, open class exhibitors are encouraged to keep their stalls and alleys clean to reflect a positive image on your operation. Stall/pen assignments are made on pre-entries, scoring will be on those assigned stall/pens used and unused. Personal premiums and Club Herdsmanship premiums can and will be withheld if any member fails to clean their stalls, pens and/or keep animals in said stalls until release time.

### SWINE, BEEF, SHEEP & GOAT Division Rules:

Using a scale of 1-5, with 1 poor, 3 good, and 5 excellent, the areas for consideration will include:

- a) Bedding (clean and dry)
- b) Aisle (clean, swept, dampened if needed)
- c) Identification (stall cards and club sign easy to identify)
- d) Animal Cleanliness (evidence that animals/area is cleaned and cared for)
- e) Added Decoration (decorations or other added accessories to make area attractive)
- f) Tack (organization and cleanliness of tack area)
- g) Overall Impression (what is the impression you have of the display of this clubs exhibit space)

Maximum points 35 Maximum points 35 each judging. All judges' results are final.


**CHORE TIMES:** Feeding animals and doing stall chores will be allowed any time after 6:00 p.m. However, cattle may not be taken to the tie-out stalls until after 8:00 p.m. Clubs should have a portion of their exhibits in the stalls for public viewing at all times between 8:00 a.m. and 8:00 p.m. Cooperation on this regulation is requested.

**JUDGED WHEN:** Herdsmanship judging may will be done each day of the fair mid-morning and early evening. Final herdsmanSHIP judging will occur after all entries are removed. All judges' results are final.





Animals brought to the fair are expected to show unless excused by a veterinarian or the show superintendent.

**YOUTH FOR THE QUALITY CARE OF ANIMALS (YQCA):** ALL 4-H and FFA exhibitors of beef, goats, sheep, swine, poultry, and rabbit must have completed the YQCA training by June 15 of the current year. Exhibitors must have received Youth for the Quality Care of Animals (YQCA) Training through a Nebraska Extension-based program training or through an individual study course. A Completion Certificate of the requirements must be on file at the Extension office by June 15 of the current year. Questions regarding YQCA completion and requirements should be directed to the Saline County Extension Office 4-H staff.

Edward Jones > edwardjones.com | Member SIPC



**Yes, you can save for both college and retirement**

 <b>Eric Thornburg</b> Financial Advisor 975 E Hwy 33, Ste 1 Crete, NE 68333 402-826-4719	 <b>Preston Meints</b> Financial Advisor 511 2nd St, Ste D Friend, NE 68359 402-947-2104
 <b>Brent S Cole</b> Financial Advisor 1132 Main St Crete, NE 68333 402-826-5104	 <b>Tom Sorensen</b> Financial Advisor 1132 Main St Crete, NE 68333 402-826-5104

MKT-5894M-A AECSPAD



**Him Patel**  
Manager

- Free Extended Breakfast
- Free Wi-Fi
- Weekly Rates
- Fax & Copy Services
- Comfortable Rooms at reasonable rates

RESERVATIONS CALL  
**402-826-6267**  
FAX 402-826-1853

www.creteinn.CO  
1515 BLUE ACRE ST.  
CRETE, NE 68333



**Karpisek's Market**  
Home of the Wilber Wiener  
Homemade Meats & Czech Specialties

**OWNERS**  
**Russ & Jodi Karpisek**

119 W 3rd Street  
Wilber, NE 68465

Phone:  
(402) 821-2320





## BEEF SHOW

**Superintendents: Jake Kunc Assistant: Michael Pesek**  
**Show Date: Saturday, July 20 at 8 am**



### DIVISION 1

**OWNERSHIP OF BEEF:** See General Rules

#### ANIMAL ELIGIBILITY

Project animal identification (EID tags and tattoos) will be checked and verified. No animal can be shown in a market class and a breeding class. A feeder calf cannot be shown in a breeding class and a feeder class. See General Rules.

#### ANIMAL BIRTH DATE

Breeding Beef must conform to the set ages for the respective class that the animal is being shown in. Feeder and Bucket Calves must be born between January 1, and June 14 of the current year. Cow/Calf class calves must be born and identified by June 14th of the current year.

**HEALTH:** See General Rules

**SAFETY:** Calves must be broke to lead in order to show and compete for awards. Exhibitors must demonstrate an ability to control the animal, **upon second escape the animal will be eliminated from the competition.**

**BULLS:** Bulls may be shown in the bucket calf and feeder calf divisions.

**BORN & RAISED:** (Breeding and Market only, no feeder calves). These classes are to promote the quality of animals produced by our Saline County Fair 4-H and FFA exhibitors (those living in adjacent counties but members in Saline County are eligible). To be eligible your animal must have been born and raised by you and your family. Absolutely no purchased/leased animals. **Exhibitors MUST pre-enter these classes.**

**IDENTIFICATION OF BEEF:** All beef animals shall be identified using official Identification forms listed in this fairbook. Identification forms must be on file at the Extension Office no later than June 14. Identification guideline and requirements can be found at: <https://go.unl.edu/animalidentificationsaline>

Fresh tags or tattoos are not allowed unless tag is a replacement authorized by Extension Office.

Tattoo kit available at the Extension Office to check-out.

**MARKET BEEF:** 20 head can be identified per exhibitor. Must be identified and ear tagged with official Nebraska 4-H/FFA EID tags.

**PERFORMANCE MARKET BEEF:** 1 head identified per exhibitor. Must be identified and ear-tagged with official Nebraska 4-H/FFA EID tags. **This should be the same EID tag, the calf had as a bucket calf.**

**BREEDING BEEF:** No identification limit.

**Purebred/Registered breeding beef** are required to be tattooed. Registered Breeding Beef must have a tattoo and registration papers with tattoo listed that matches the tattoo in the animal's ear. Calfhood vaccination tattoos are not acceptable. Pending registrations will not be accepted and the animal will be moved to a commercial breeding heifer class based on the animal's date of birth,

**Commercial Breeding Heifers** can be identified with either an EID tag or tattoo.

**PERFORMANCE BREEDING CALVES:** 1 head identified per exhibitor. Must be identified with an official Nebraska 4-H EID. **This should be the same EID tag, the calf had as a bucket calf.**

**BUCKET CALVES:** 2 head identified per exhibitor. **ONLY ONE BUCKE CALF CAN BE ENTERED AND EXHIBITED.** Must be tagged with an official 4-H EID tag.

**FIRST CALF, COW/CALF PAIRS:** 2 head can be identified per exhibitor. **ONLY ONE COW/CALF PAIR CAN BE ENTERED AND EXHIBITED.** Registered Cows must be tattooed; Commercial Cows can be identified with either an EID tag or tattoo; calf must be tagged with an official 4-H/FFA EID tag (no farm tags allowed).

**COW/CALF PAIRS:** 2 head can be identified per exhibitor. **ONLY ONE COW/CALF PAIR CAN BE ENTERED AND EXHIBITED.** Registered Cows must be tattooed; Commercial Cows can be identified with either an EID tag or tattoo; calf must be tagged with an official 4-H/FFA EID tag (no farm tags allowed).



**TAG LOSS:** Should an EID tag be lost or not present in the animal's ear after the office identification form has been turned in, please call the Extension Office immediately to discuss tag replacement. The Extension Office must document all replaced EID tags.

**ENTRY LIMITS:**

Entries are limited to 5 total head of cattle per exhibitor with the exception of an exhibitor having a cow/calf pair in which the calf of the cow/calf can be shown as a feeder calf if entered for a total of 6 beef entries.

ONE bucket calf per exhibitor.

ONE First Calf Cow/calf entry per exhibitor.

ONE Cow/calf entry per exhibitor.

THREE Feeder Calves per exhibitor.

Example Combinations: 2 Breeding Heifers, 3 Feeder Calves entered; 3 Feeder Calves, 1 Bucket Calf, and 1 Breeding Heifer entered; 2 Market Beef, 2 Feeder Calves, 1 Breeding Heifer, etc.

**PRE-ENTRY OF ANIMALS:** See General Rules.

**ONLINE ENTRY:** All entries must be pre-entered into the online fair entry program – <https://salineco.fairwire.com> by stated deadline.

**BEEF ENTRIES IN PLACE:** Animals may be brought to the fair grounds on Wednesday before 6 p.m. **NO THURSDAY ARRIVAL.**

**BEEF CHECK-IN: Wednesday as follows:**

**Market/Performance Market beef** will be checked in, tags checked, weighed, and have hip height measurements taken from 6:30-7 pm.

**Breeding/Performance Breeding Heifers** will be checked in, tattoos and registration paper checked from 7-8 pm.

**Bucket Calves** will be checked in, tags checked, and weighed from 8-8:30 pm.

**PENS, TACK, AND BEDDING:** See General Rules  
**TACK:** No tack or chutes should be brought to the fairgrounds before Wednesday when entries are brought.

**BLOCKING CHUTES:** Will not be allowed in the alleyways except for beef show day and feeder calf show.

**TIE OUT STALLS:** Tie stalls may be used outside of barns from 9 p.m. to 8 a.m. A second, security tie, is encouraged.

**BEDDING:** Beef bedding will be provided by the Saline County Ag. Society. A \$10 fee per head will be accessed based on the head of beef PRE-ENTERED at entry time. **Ex: If you enter 4 head and only bring 2 head to the fair, you will be charged for 4 head as entered.** Exhibitors will receive an invoice before the county fair and must be paid immediately as no bedding fees will be managed at beef check-in. The fee will be used to obtain the beef bedding and pay volunteers to remove the bedding after the conclusion of the fair. Beef exhibits may bring their own woodchips or shaving to top-dress if desired. **NO STRAW IN BEEF STALLS.**

Bedding must be pulled back from the tie rail by 4 p.m. Sunday. Failure to do so will result in the exhibitor and club premiums being withheld.

**NO BEEF, NO YOUTH** in beef barn after 4 p.m. Sunday. All Beef and tack must be out of the barn by 4 p.m. for the mechanical removal of bedding.

**THIS SHOW IS A BLOW & GO SHOW. See Grooming information below.**

**WHO CAN ASSIST WITH GROOMING:** See General Rules

**GROOMING:**

Beef (showmanship, market and breeding) will be shown Blow & Go. Animals may be clipped, blown, brushed or combed to enhance their appearance. All animals will be shown free of any adhesive, glue, paint, or powder products. Any compounds that have adhesive qualities that when applied cannot be combed or brushed through or alter the color of the animal are forbidden. Alcohol, water, oil, foam or any water or alcohol-based products with no adhesives or glue qualities, or artificial colorings are permitted. These include conditioners and commonly used sprays such as Kleen Sheen, Revive, Final Bloom and white show foam. Any animal found to have prohibited products applied (adhesive, glue, paint, or powder products) will be disqualified from competition. Any premiums (physical or monetary) will be forfeited, and no refunds will be made. These include, but are not limited to commonly used adhesives and colorants such as Prime Time, EZ Comb, Tail Adhesive, Ultra White Touch Up, Black Touch Up, Black Finisher and black show foam. Animals that violate these rules will not be eligible for trophy and are dropped one live score ribbon placing.

All calves are subject to be checked by show personnel prior to entering the ring for each class.

**SHOW ORDER:** Cow/Calf, 4-H Bucket Calves, 4-H Clover Kids Bucket Calves, Performance Breeding (alphabetical order by breed; oldest to youngest), Showmanship, followed by Performance market (light to heavy), and market classes (light to heavy).



Phone: (402) 989-4835  
Cell Phone: (402) 239-1445

**SCHUERMAN WELDING INC.**

245 Washington Street  
Clatonia, NE 68328

Owners: Russ & Betty Schuerman

## SHOWMANSHIP

**SHOWMANSHIP TIME:** The showmanship contest will be in the middle of the Junior Beef show in this order: Seniors, Intermediate, Junior, Performance Calf, 4-H Bucket Calf, 4-H Clover Kid (enrolled 4-H Clover Kids ages 5-7 as of Jan. 1 who have their own Bucket Calf project) and non-enrolled youth borrowing a bucket calf for showmanship only.

### DIVISIONS: MUST PRE-ENTER

**Senior** - (ages 14 & older as of Jan. 1 of current year)

**Intermediate** - (ages 11-13 as of Jan. 1 of current year)

**Junior** - (ages 8-10 as of Jan. 1 of current year)

**Performance Calf:** only youth with Performance calf entries are eligible

**4-H Bucket Calf** - only youth ages 8-12 as of Jan. 1 of the current year with Bucket calf entries are eligible

**4-H Clover Kid Bucket Calf** - youth ages 5-7 as of Jan. 1 of current year who are enrolled Saline County 4-H members who have identified and entered their OWN bucket calf, not a borrowed bucket calf.

**Clover Kid Bucket Calf** - youth ages 5-7 as of Jan. 1 of the current year not enrolled in 4-H who are borrowing a weight appropriate bucket calf for the purposes of showmanship only.

**ELIGIBILITY:** Youth will only be eligible to enter ONE Showmanship Division.

**EXCEPTION:** Youth exhibiting both Bucket Calves and Performance Calves will participate in Showmanship two times as it is part of the scoring for these exhibits. Bucket Calf and Performance Calf exhibitors MUST enter the respective showmanship class(es) in order to receive your showmanship points for the Overall scoring for Bucket and Performance Calves.

**Exhibitors who wish to enter showmanship with a Feeder Calf will either have to stall the Feeder Calf for the duration of the fair OR bring the entered calf to the fairground on Saturday morning prior to the start of the Junior Beef Show. Stall space will not be provided for Feeder Calves not stalling for the duration of the fair.**

The Overall Showmanship Division will also include the winners of the Senior, Intermediate, Junior, 4-H Bucket Calf and Performance Calf Showmanship.

**SUBSTITUTE SHOWMAN:** See General Rules

### COW/CALF - Division 200

#### 1. Cow-Calf Pair - Returning Breeding Heifer

Entry shall consist of one cow and one calf with the exception of a twin birth. The judging will be based upon the following rates for each area: 60 percent Live (30% cow and 30% calf production/performance and conformation), 40% on the interview score. Results of the total scoring will be announced at the end of the class. Results of the total scoring will be announced at the end of the class.

#### 2. First Calf Cow-Calf Pair – Returning Breeding Heifer

Entry shall consist of one cow and one calf with the exception of a twin birth. The judging will be based upon the following rates for each area: 60 percent Live (30% cow and 30% calf production/performance and conformation), 40% on the interview score. Results of the total scoring will be announced at the end of the class. Results of the total scoring will be announced at the end of the class.

Calves of the Cow/Calf classes may show as a Feeder Calf if properly identified and entered by the specified deadline.

Cow/Calf and First Calf/Cow-Calf exhibitor interviews will take place on Friday at the fair. Times will be posted on the bulletin boards and exhibitors will receive a mailing with their assigned interview time. Interview dress is casual. Your 4-H show shirt and jeans are recommend or similar attire is acceptable.

#### **BREEDING HEIFERS: Breed Classes may be combined or split based upon entries, and at the discretion of the Show Superintendents.**

All animals shown in a breed class must have registration papers. Registration papers will be verified at check-in.

Purebred Breeding Heifers must be these breed associate specifications:

**Angus** - must be registered in the American Angus Association.

**Charolais** - must have American-International Charolais Association registration certificate and must be 100% purebred

**Composite Charolais** - These heifers must have an AICA Charolais-Cross Record and must be at least 1/2 blood or more Charolais influence, i.e. be sired by a registered purebred Charolais bull or be out of a registered purebred Charolais female.

**Hereford** - Hereford and Polled Hereford Heifers must be registered with the American Hereford Association

**Maine Angou** - must be registered with the American Main-Anjou Association and must be 75% Maine or higher. Chimaine are not accepted.

**Maintainer** - must be registered with the American Maine-Anjou Association and be 25 - 62.5% Maine-Anjou

**Red Angus** - must be registered with the Red Angus Association of America

**Shorthorn** - must be registered with the American Shorthorn Association and must be 15/16 registered purebreds

**Shorthorn Plus** - must be registered with the American Shorthorn Association and must be at least 1/4 blood and up to and including 7/8 blood Shorthorn.

**Simmental** - must be registered with the American Simmental Association and must be 75.1% or higher

**Foundation Simmental** - must be registered with the American Simmental Association and must be 50-75% Simmental.

#### **SHOW ORDER FOR BREEDING HEIFERS:**

Heifers will be alphabetically by breed as listed below (Angus classes, then all Hereford, etc).

Dates indicated are for heifers born on or between during the previous year or current year.

### **Angus Breeding Heifers - Division 201**

- 1A. Junior Yearling Heifers-Calved Jan.-Feb. 2023
  - 2A. Spring Yearling Heifers-Calved Mar.-April 2023
  - 3A. Summer Yearling Heifers-Calved May-June 2023
  - 4A. Late Summer Yearling Heifers-Calved July-Aug. 2023
  - 5A. Fall Heifer Calves-Calved Sept.-Dec. 2023
  - 6A. \*Junior Breeding Heifers-Calved Jan.-April 2024
- \* No double entry of Junior Breeding Heifers and Feeder Heifers.**

### **Charolais Breeding Heifers - Division 202**

- 1C. Junior Yearling Heifers-Calved Jan.-Feb. 2023
  - 2C. Spring Yearling Heifers-Calved Mar.-April 2023
  - 3C. Summer Yearling Heifers-Calved May-June 2023
  - 4C. Late Summer Yearling Heifers-Calved July-Aug. 2023
  - 5C. Fall Heifer Calves-Calved Sept.-Dec. 2023
  - 6C. \*Junior Breeding Heifers-Calved Jan.-April 2024
- \* No double entry of Junior Breeding Heifers and Feeder Heifers.**

### **Composite Charolais Breeding Heifers - Division 203**

- 1CC. Junior Yearling Heifers-Calved Jan.-Feb. 2023
  - 2CC. Spring Yearling Heifers-Calved Mar.-April 2023
  - 3CC. Summer Yearling Heifers-Calved May-June 2023
  - 4CC. Late Summer Yearling Heifers-Calved July-Aug.2023
  - 5CC. Fall Heifer Calves-Calved Sept.-Dec. 2023
  - 6CC. \*Junior Breeding Heifers-Calved Jan.-April 2024
- \* No double entry of Junior Breeding Heifers and Feeder Heifers.**

### **Hereford Breeding Heifers - Division 204**

- 1H. Junior Yearling Heifers-Calved Jan.-Feb. 2023
  - 2H. Spring Yearling Heifers-Calved Mar.-April 2023
  - 3H. Summer Yearling Heifers-Calved May-June 2023
  - 4H. Late Summer Yearling Heifers-Calved July-Aug. 2023
  - 5H. Fall Heifer Calves-Calved Sept.-Dec. 2023
  - 6H. \*Junior Breeding Heifers-Calved Jan.-April 2024
- \* No double entry of Junior Breeding Heifers and Feeder Heifers.**

### **Maintainer Breeding Heifers - Division 205**

- 1M. Junior Yearling Heifers-Calved Jan.-Feb. 2023
  - 2M. Spring Yearling Heifers-Calved Mar.-April 2023
  - 3M. Summer Yearling Heifers-Calved May-June 2023
  - 4M. Late Summer Yearling Heifers-Calved July-Aug. 2023
  - 5M Fall Heifer Calves-Calved Sept.-Dec. 2023
  - 6M. \*Junior Breeding Heifers-Calved Jan.-April 2024
- \* No double entry of Junior Breeding Heifers and Feeder Heifers.**

### **Red Angus Breeding Heifers - Division 206**

- 1R. Junior Yearling Heifers-Calved Jan.-Feb. 2023
  - 2R. Spring Yearling Heifers-Calved Mar.-April 2023
  - 3R. Summer Yearling Heifers-Calved May-June 2023
  - 4R. Late Summer Yearling Heifers-Calved July-Aug. 2023
  - 5R Fall Heifer Calves-Calved Sept.-Dec. 2023
  - 6R. \*Junior Breeding Heifers-Calved Jan.-April 2024
- \* No double entry of Junior Breeding Heifers and Feeder Heifers.**

### **Shorthorn Breeding Heifers - Division 207**

- 1SH. Junior Yearling Heifers-Calved Jan.-Feb. 2023
  - 2SH. Spring Yearling Heifers-Calved Mar.-April 2023
  - 3SH. Summer Yearling Heifers-Calved May-June 2023
  - 4SH. Late Summer Yearling Heifers-Calved July-Aug. 2023
  - 5SH. Fall Heifer Calves-Calved Sept.-Dec. 2023
  - 6SH. \*Junior Breeding Heifers-Calved Jan.-April 2024
- \* No double entry of Junior Breeding Heifers and Feeder Heifers.**

### **Shorthorn Plus Breeding Heifers - Division 208**

- 1SH+. Junior Yearling Heifers-Calved Jan.-Feb. 2023
  - 2SH+. Spring Yearling Heifers-Calved Mar.-April 2023
  - 3SH+. Summer Yearling Heifers-Calved May-June 2023
  - 4SH+. Late Summer Yearling Heifers-Calved July-Aug.2023
  - 5SH+ Fall Heifer Calves-Calved Sept.-Dec. 2023
  - 6SH+. \*Junior Breeding Heifers-Calved Jan.-April 2024
- \* No double entry of Junior Breeding Heifers and Feeder Heifers.**

### **Simmental Breeding Heifers - Division 209**

- 1S. Junior Yearling Heifers-Calved Jan.-Feb. 2023
  - 2S. Spring Yearling Heifers-Calved Mar.-April 2023
  - 3S. Summer Yearling Heifers-Calved May-June 2023
  - 4S. Late Summer Yearling Heifers-Calved July-Aug. 2023
  - 5S. Fall Heifer Calves-Calved Sept.-Dec. 2023
  - 6S. \*Junior Breeding Heifers-Calved Jan.-April 2024
- \* No double entry of Junior Breeding Heifers and Feeder Heifers.**

### **Foundation Simmental Breeding Heifers - Division 210**

- 1FS. Junior Yearling Heifers-Calved Jan.-Feb. 2023
  - 2FS. Spring Yearling Heifers-Calved Mar.-April 2023
  - 3FS. Summer Yearling Heifers-Calved May-June 2023
  - 4FS. Late Summer Yearling Heifers-Calved July-Aug. 2023
  - 5FS Fall Heifer Calves-Calved Sept.-Dec. 2023
  - 6FS. \*Junior Breeding Heifers-Calved Jan.-April 2024
- \* No double entry of Junior Breeding Heifers and Feeder Heifers.**

**AOB (All Other Breeds not listed) Breeding Heifers - Division 211** – The AOB division may include registered heifers for which a separate division is not listed, but which meet their breed associations' criteria for exhibition. Heifers entered in the AOB class must have appropriate registration papers.

- 1AO. Junior Yearling Heifers-Calved Jan.-Feb. 2023
  - 2AO. Spring Yearling Heifers-Calved Mar.-April 2023
  - 3AO. Summer Yearling Heifers-Calved May-June 2023
  - 4AO. Late Summer Yearling Heifers-Calved July-Aug. 2023
  - 5AO. Fall Heifer Calves-Calved Sept.-Dec. 2023
  - 6AO. \*Junior Breeding Heifers-Calved Jan.-April 2024
- \* No double entry of Junior Breeding Heifers and Feeder Heifers.**

**An award sponsor is not guaranteed for AOB division.**



**Commercial Breeding Heifers - Division 212**  
**Breeding heifers in this division are not purebred animals and do not have breed registration papers.** Any purebred heifers with registration papers must enter in their respective breed class if available or the All Other Breeds (AOB) class if purebred.

- 1CM. Junior Yearling Heifers-Calved Jan.-Feb. 2023
- 2CM. Spring Yearling Heifers-Calved Mar.-April 2023
- 3CM. Summer Yearling Heifers-Calved May-June 2023
- 4CM. Late Summer Yearling Heifers-Calved July-Aug. 2023
- 5CM. Fall Heifer Calves-Calved Sept.-Dec. 2023
- 6CM. \*Junior Breeding Heifers-Calved Jan.-April 2024

**\* No double entry of Junior Breeding Heifers and Feeder Heifers.**

**PERFORMANCE BREEDING BEEF - Division 214**

**PREVIOUS YEAR'S BUCKET CALVES** - These calves are eligible for one of the Performance Calf classes which will be divided into a mixed-age breeding class. An overall performance calf will be selected before the conclusion of the Beef show (by scores). Performance Calf class will be open only to the previous year's bucket calves. I.D.'s will be checked against the bucket calf I.D.'s on file from the previous year.

**3. Performance Calf Breeding Heifer (mixed ages):**

These animals will be judged on interviews, grooming, showing, general quality, and health. The winner of this class is eligible for overall Breeding Heifer and overall Performance Calf awards. **Calves in this class cannot compete in another market or breeding class.**

**BORN & RAISED BREEDING BEEF-Division 199**

**4. Born & Raised Breeding Beef** - MUST PRE-ENTER (No Market Heifers or Feeders in this class). These classed judge the quality of animals born and raised by our Saline County 4-H and FFA exhibitors (those living in adjacent counties but are Saline County 4-H members or the exhibitor is an FFA member is a FFA Chapter within Saline County are eligible to pre-enter). This animal must be born and raised by the exhibitor and their family. **ABSOLUTELY NO PURCHASED OR LEASED ANIMALS ARE TO BE PRE-ENTERED INTO THIS CLASS.**

**Bucket & Performance Calf Scoring:** A ribbon/point system will be followed to determine the Overall Champion and Overall Reserve Champion Bucket Calf and the Overall Champion Performance Calf and the Overall Reserve Performance Calf. Points derived from 3 areas will be totaled to determine the overall Bucket Calf and Performance Calf champion and reserve with highest total combined points winning. Should there be a tie, the first tiebreaker will be the highest averaged interview score and second tiebreaker will be the highest showmanship score . The 3 scoring areas are: exhibitor knowledge by interview (average of 3 interview scores), quality and conformation of animal, and showmanship.

Points will be as follows:

**Interview Averaged Score:** P1 = 50; P2 = 49; P = 48; B = 47; R = 46; W = 45 and below.

**Quality and Confirmation of Calf:** P1 = 25; P2 = 24; P = 23; B = 22; R = 21; W = 20

**Showmanship:** P1 = 25; P2 = 24; P = 23; B = 22; R = 21; W = 20

**INTERVIEWS**

4-H Bucket Calf & Performance Calf interviews will take place on Friday at the fair. Times will be posted on the bulletin boards and exhibitors will receive a mailing or email with their assigned interview time.

Interview dress is casual. Your 4-H show shirt and jeans are recommend or similar attire is acceptable.

DO NOT bring photos or a scrapbook to you interview as their will be not extra points assigned for these.

**BUCKET CALF & PERFORMANCE CALF**

**SHOWMANSHIP:** Showmanship is part of the scoring so exhibitors **MUST** pre-enter Showmanship when making online fair entries. Failure to enter Showmanship will result in **ZERO** points for this portion of the scoring.

**4-H BUCKET CALVES - Division 215**

This class is for youth ages 8-12 as of Jan. 1 of the current year who are officially enrolled in the Saline County 4-H program by the June 15<sup>th</sup> deadline. The calf must be born between Jan. 1 and June 15 of the current year. A calf pulled from a cow for use as the Bucket Calf project does not align with the principles outlined in the Bucket Calf project. These calves should be raised on a bucket or bottle. Suckling from a cow should not exceed 1-2 weeks. The intent of a Bucket Calf project is the raising of an orphaned or abandoned calf. Introducing and eventually changing over to a solid protein diet.



**Friend  
Insurance Center**

**Farm - Auto - Crop - Home**

**505 1st Street  
Friend, NE 68359**

**402-947-3421**

*Tom - Kristy - Jake - John*

4-H Bucket Calves will show Saturday morning during the Junior Beef Show.

Steer Bucket Calves must have no evidence of scrotal sack visible or will be disqualified.

**CLASSES:**

- 5B. 4-H Bucket Calf- Bull**
- 5H. 4-H Bucket Calf - Heifer**
- 5S. 4-H Bucket Calf - Steer**

**BUCKET CALF GROOMING:** Bucket calves can only be washed and have their hair combed in its natural direction for the show (Natural direction is not to be changed). **NO FITTING or CLIPPING** of bucket calves is allowed. A deduction of 25 points in the total score will be made if bucket calf shows evidence of fitting or clipping.

**PERFORMANCE MARKET BEEF - Division 216**

**6. Performance Calf Market Heifer** - This class is open to previous year's bucket calves only. These calves are eligible for one of the Performance Calf class which will be divided into a performance market heifer class and a performance market steer market class. An overall performance calf will be selected before the conclusion of the show (by scores). Performance Calf class will be open only to the previous year's bucket calves. I.D.'s will be checked against the bucket calf I.D.'s on file from the previous year.

**7. Performance Calf Market Steer (mixed height):** This class is open to previous year's bucket calves only. Performance calves will be judged on interviews, grooming, showing, overall quality and health. No points are given for scrap books or record books. The winner of this class can compete for overall Market steer and overall Performance Calf awards. Calves in this class cannot compete in another market or breeding class.

**Performance Calf Scoring:** See the preceding page.

**INTERVIEW** - See preceding page  
Performance Calf interviews will take place on Friday at the fair.

**PERFORMANCE CALF SHOWMANSHIP:** See the preceding page.

**MARKET BEEF – Division 217**

Market heifer and steer classes can be split as determined by the show superintendent.

**MARKET HEIFERS**

**8. Market Heifers** (all breeds and crosses)  
Classes may be divided according to weight or hip height.

**MARKET STEERS**

**9. Market Steers** (all breeds and crosses)

Classes may be divided according to weight or hip height.

**10. Born & Raised Market Beef - MUST PRE-ENTER** (No Breeding Heifers or Feeders in this class). These classes the quality of animals born and raised by our Saline County 4-H and FFA exhibitors (those living in adjacent counties but are Saline County 4-H members or the exhibitor is an FFA member is a FFA Chapter within Saline County are eligible to pre-enter). This animal must be born and raised by the exhibitor and their family. **ABSOLUTELY NO PURCHASED OR LEASED ANIMALS ARE TO BE PRE-ENTERED INTO THIS CLASS.**

**An award will not be awarded in classes where the single entry receives a Blue ribbon. The entry must receive a purple for an award to be given.**

PREMIUM CODE 2



**SpohnFarmsInc.**

Keith Spohn                      Scott Spohn

706 County Rd. C | Friend, NE 68359

(402)946-3871  
(402)430-8914  
hollywelldrilling@gmail.com

**Holly Well Drilling**  
Groundwater Professionals

**Nathaniel Holly 634 State Hwy. 15**  
**Owner                      Dorchester, NE 68343**

York Location                      www.brandtcarpet.com                      Friend Location  
710 N. Lincoln Ave                      York, NE 68467                      101 Maple St  
York, NE 68467                      Friend, NE 68359

**BRANDT CARPET & TILE**

CARPET - CERAMIC - LUXURY VINYL - WOOD  
PROFESSIONAL INSTALLATION - CARPET CLEANING  
GREAT PRODUCTS, GREAT PRICES - #1 IN SERVICE & INSTALLATION





## FEEDER CALF

**Superintendents: Jake Kunc Assistant: Michael Pesek**  
**Show Date: Friday, July 19 at 3 pm**



### DIVISION 2

**OWNERSHIP OF FEEDER CALVES:** See General Rules

**ANIMAL ELIGIBILITY:** Project animal identification EID tags will be checked and verified. A feeder calf cannot be shown in a breeding class and a feeder class. See General Rules.

**ANIMAL BIRTH DATE:** Feeder Calves must conform to the set ages for the respective class that the animal is being shown in. Feeder Calves must be born between January 1, and June 15 of the current year.

#### IDENTIFICATION REQUIREMENTS & LIMITS

All Feeder Calves shall be identified using official Identification forms listed in this fairbook. Identification forms must be on file at the Extension Office no later than June 14.

#### ENTRY LIMIT

**NEW – maximum of 3 feeder calves entered per exhibitor.**

Entries are limited to 5 total head of cattle per exhibitor including the 3 Feeder Calves.

#### EID TAGS

**All Feeder Calves must be identified with an official EID tag.**

Fresh tags are not allowed unless tag is a replacement authorized by the Extension Office.

#### TAG LOSS

Should an EID tag be lost or not present in the animal's ear after the office identification form has been turned in, please call the Extension Office immediately to discuss tag replacement. The Extension Office must document all replaced EID tags.

**HEALTH:** See General Rules

**SAFETY:** Calves must be broke to lead in order to show and compete for awards. Exhibitors must demonstrate an ability to control the animal, **upon second escape the animal will be eliminated from the competition.**

**BULLS:** Bulls may be shown in the Feeder Calf divisions.

**ANIMALS IN TWO CLASSES:** Calves of the Cow/Calf classes may shown as a Feeder Calf IF the calf is also separately identified on the Feeder Calf Identification form and entered.

**SUBSTITUTE SHOWMAN:** See General Rules

#### FEEDER CALF ARRIVAL TIMES:

Feeder Calves not stalling for the duration of the fair may be brought to the fairgrounds on Friday beginning at 1 pm.

#### FEEDER CALF CHECK-IN

**Feeder Calves stalled at the fair - Wednesday from 8 pm to 8:30 pm**

**Feeder Calves coming in on Friday (not stalling) will check-in from 1-2 pm.**

EID tags will be checked.

#### STALLING

**Stalls WILL NOT be provided for Feeder Calves coming in show day.**

Feeder Calves are the ONLY beef entries that may be brought to the fair and returned home the day of the show.

#### PRE-ENTRY OF ANIMALS

**ONLINE ENTRY:** All entries must be pre-entered into the online fair entry program – <https://salineco.fairwire.com> by stated deadline.

Steer Feeder Calves must have no evidence of scrotal sack visible or will be disqualified.

#### FEEDER CALVES – Division 218

Classes will split by animal's birth date that the exhibitor notes on the identification form and pre-entered in the online fair entry program.

#### CLASSES;

1. Feeder Heifer
2. Feeder Steer
3. Feeder Bull

**THIS SHOW IS A BLOW & GO SHOW. See Grooming information below.**

**WHO CAN ASSIST WITH GROOMING:** See General Rules



**GROOMING:**

Beef (showmanship, market, and breeding) will be shown Blow & Go. Animals may be clipped, blown, brushed or combed to enhance their appearance. All animals will be shown free of any adhesive, glue, paint, or powder products. Any compounds that have adhesive qualities that when applied cannot be combed or brushed through or alter the color of the animal are forbidden. Alcohol, water, oil, foam or any water or alcohol-based products with no adhesives or glue qualities, or artificial colorings are permitted. These include conditioners and commonly used sprays such as Kleen Sheen, Revive, Final Bloom and white show foam. Any animal found to have prohibited products applied (adhesive, glue, paint, or powder products) will be disqualified from competition. Any premiums (physical or monetary) will be forfeited, and no refunds will be made. These include, but are not limited to commonly used adhesives and colorants such as Prime Time, EZ Comb, Tail Adhesive, Ultra White Touch Up, Black Touch Up, Black Finisher and black show foam. Animals that violate these rules will not be eligible for trophy and are dropped one live score ribbon placing.

Animals that violate these rules will not be eligible for trophy and are dropped one live score ribbon placing.

All calves are subject to be checked by show personnel prior to entering the ring for each class.

**SHOW ORDER: Feeder Heifer, Feeder Steers, Feeder Bulls. Feeder Calves will be broken down by DOB – shown oldest to youngest.**

**SHOWMANSHIP – SATURDAY DURING JUNIOR BEEF SHOW – MUST PRE-ENTER**

Exhibitors wishing to participate in their respective age division of showmanship will either have to stall the Feeder Calf for the duration of the fair OR bring ONE of their entered and exhibited feeder calves back to the fairground on Saturday morning prior to the start of the Junior Beef Show to participate in showmanship if you want to use one of your entered feeder calves for showmanship. Stall space will not be provided for Feeder Calf not stalling for the duration of the fair.

**DIVISIONS:**

- Senior (ages 14 & older as of Jan. 1 of current year)
- Intermediate (ages 11-13 as of Jan. 1 of current ar)
- Junior (ages 8-10 as of Jan. 1 of current year)

**ELIGIBILITY**

Youth will only be eligible to enter **ONE** Showmanship Division with the exception of youth with Bucket Calves and Performance Calves as showmanship is part of the overall points scoring.

The Overall Showmanship Division will also include the winners of the Senior, Intermediate, Junior, 4-H Bucket Calf, and Performance Calf Showmanship.

**SHOWMANSHIP TIME**

The showmanship contest will begin the Junior Beef show in this order: Seniors, Intermediate, Junior, Performance Calf, 4-H Bucket Calf, and Overall followed by 4-H Clover Kids who are enrolled 4-H who have their own Bucket Calf project, and Clover Kids who are a borrowing a Bucket Calf for showmanship will follow.

**An award will not be awarded in classes where the single entry receives a Blue ribbon. The entry must receive a purple for an award to be given.**

Animals brought to the fair are expected to show unless excused by a veterinarian or the show superintendent.

PREMIUM CODE 2

**TUTTLE INC.**

*110 Page St.  
Friend, NE 68359*

**Ph: 402-947-9391  
Fax: 402-947-2004  
sales@tuttleinc.com**



**WELLS IMPLEMENT INC.**

*Serving Southeast Nebraska for 84 Years*

320 E. Main St. • Plymouth, NE 68424  
**402-656-4435**  
**Toll free: 877-859-3557**  
email: sales@wellsimplement.com



**CAT**  
**Superintendents: Shelly Coe, Madalyn Coe-Ahl**  
**& Makenna Coe-Ahl**  
**Show Date: Friday, July 19 at 11 am**



**DIVISION 3**

Show will be held in the 4-H Exhibit Building.

Entries in the 4-H Cat Show are not judged according to breed standards. Cats and kittens will be judged together. **Kittens under 4 (four) months of age will not be accepted.**

Cats are to be brought to the show in a carrier, and shall remain in the carrier except when being inspected or shown. They must be shown with an appropriate sized collar and leash.

The exhibitor must personally present the cat to the judge.

**EXHIBITOR ELIGIBILITY:** See A1, General Rules.

**SHOW ATTIRE:** See A2, General Rules.

**RIBBON POLICY:** See A3, General Rules.

**OWNERSHIP OF ANIMALS:** See A4, General Rules.

**SUBSTITUTE SHOWMEN:** See A5, General Rules.

**ANIMAL ELIGIBILITY:** See A9, General Rules.  
 Nursing and pregnant females should not be shown.

**HEALTH:** See A6, General Rules. Cat shall be free of fleas, ticks, ear mites, ring worm, other parasites, and infectious diseases. Cats showing the possibility of being contagious will be considered a threat to other cats and will not be allowed to show.

Cats are required to be current on rabies Vaccinations - must bring record. It is recommended that they be vaccinated for feline leukemia, panleucopenia (distemper), rhinotracheitis, calici virus and chlamydia. A list of all vaccinations and dates should be presented to the judge. Claws should be clipped.

**PRE-ENTRY OF ANIMALS ONLINE ENTRY:** All entries must be pre-entered into the online fair entry program – <https://salineco.fairwire.com> by the stated deadline.

**ENTRY LIMIT:** One entry per class. May enter two cats. Example: An exhibitor may enter ONE short hair cat and ONE long hair cat.

**CHECK-IN:** Entries need to be checked in by beginning show time and will be released following the show. Plan to arrive a few minutes early.

**USE OF CARRIERS:** Cats should be brought to the show in a pet carrier.

**SHOWMANSHIP:**

**DIVISIONS: MUST PRE-ENTER**

**Senior** - (ages 12 & older as of Jan. 1 of current year)

**Junior** - (ages 8-11 as of Jan. 1 of current year)

**The showmanship contest will be held during the individual judging of cats.**

An overall Cat showman will also be selected.

**4-H Clover Kid Cat showmanship** will follow the 4-H Cat show. Enrolled 4-H Clover Kids ages 5-7 as of Jan. 1 who have their own cat project and non-enrolled youth borrowing a cat for showmanship only.

**ELIGIBILITY**

Youth will only be eligible to enter **ONE** Showmanship Division.

**NOTE CARDS:** Are allowed but must not become a crutch.

**BASIS FOR JUDGING:** Showmanship is based on knowledge of the exhibitor along with the cats grooming, training, appearance, and behavior. The exhibitor must vocally explain the steps in his/her presentation and the merits (pro and con) of the cat. Primarily showmanship is the skill of the exhibitor in presenting and explaining the cat before the judge: the excellence of the cat is not considered in scoring. The judge may or may not ask questions of the exhibitor at the close of the routine.

Exhibitors must show their own cat.

A cat can only be shown once.

**TIME:** Youth are given 5 minutes max to give their presentation, followed by questions from the judge.

**CLASSES:**

1. Long Hair Cat
2. Short Hair Cat

**An award will not be awarded in classes where the single entry receives a Blue ribbon. The entry must receive a purple for an award to be given.**

PREMIUM CODE 11



## DOG

**Superintendents: Shelly Coe, Madalyn Coe-Ahl  
& Makenna Coe-Ahl**

**Show Date: Friday, July 19 at 1 pm**



### DIVISION 4

The show will be held in the 4-H Exhibit Building.

A 4-H Pet Dog show will be held for your pet canine.

These dogs will be judged much the same as small animal and cat classes with the exhibitor sharing with the judge information about the care and training they do with their dog. There will be no required downs, stay, or sits as in obedience show classes. Dogs under 4 months of age will not be accepted.

**EXHIBITOR ELIGIBILITY:** See A1, General Rules.

**SHOW ATTIRE:** See A2, General Rules.

**RIBBON POLICY:** See A3, General Rules.

**OWNERSHIP OF ANIMALS:** See A4, General Rules.

**SUBSTITUTE SHOWMEN:** See A5, General Rules.

**ANIMAL ELIGIBILITY:** See A9, General Rules. Dogs that are/become uncooperative and a threat to the safety of others will be excused without placing.

**HEALTH:** See A6, General Rules. Dog shall be free of fleas, ticks, ear mites, ringworms, other parasites, and infectious diseases. Dogs showing the possibility of being contagious will be considered a threat to other animals and will not be allowed to show.

Dogs are required to be current on rabies vaccinations. A list of all vaccinations and dates should be presented to the judge.

**PRE-ENTRY OF ANIMALS ONLINE ENTRY:** All entries must be pre-entered into the online fair entry program – <https://salineco.fairwire.com> by the stated deadline.

**ENTRY LIMIT:** Limit of 2 pet dogs per exhibitor.

**CHECK-IN:** Entries need to be checked in by the beginning of show time and will be released following the show. Plan to arrive a few minutes early.

Dogs should be brought to the show on a leash and remain on it throughout the show.

**An award will not be awarded in classes where the single entry receives a Blue ribbon. The entry must receive a purple for an award to be given.**

### SHOWMANSHIP:

#### DIVISIONS: MUST PRE-ENTER

**Senior** - (ages 12 & older as of Jan. 1 of current year)

**Junior** - (ages 8-11 as of Jan. 1 of current year)

**4-H Clover Kids** - enrolled 4-H Clover Kids ages 5-7 as of Jan. 1 who have their own dog project and non-enrolled youth borrowing a dog for showmanship only.

#### ELIGIBILITY

Youth will only be eligible to enter **ONE** Showmanship Division.

An Overall Dog showman will also be selected. 4-H Clover Kid Dog showmanship will follow the 4-H Dog show.

**TIME:** The showmanship contest will be held before the individual judging of dogs.

**NOTE CARDS:** Are allowed but must not become a crutch.

**BASIS FOR JUDGING:** Showmanship is based on knowledge of the exhibitor along with the dogs grooming, training, appearance and behavior. The exhibitor must vocally explain the steps in his/her presentation and the merits (pro and con) of the dog. Primarily showmanship is the skill of the exhibitor in presenting and explaining the dog before the judge: the excellence of the dog is not considered in scoring. The judge may or may not ask questions of the exhibitor at the close of the routine.

**ELIGIBLE DOGS:** Exhibitors must show their own dog. A dog can only be shown once.

**TIME:** Youth are given 5 minutes max to give their presentation, followed by questions from the judge.

#### CLASSES:

##### 1. Pet Dog

PREMIUM CODE 11





**SMALL ANIMALS**  
**Superintendents: Shelly Coe, Madalyn Coe-Ahl**  
**& Makenna Coe-Ahl**  
**Show Date: Friday, July 19 at 12 pm**



**DIVISION 5**

The show will be held in the 4-H Exhibit Building.

**OWNERSHIP OF ANIMALS:** See A4, General Rules.

**SUBSTITUTE SHOWMEN:** See A5, General Rules.

**ANIMAL ELIGIBILITY:** See A9, General Rules.

**HEALTH:** See A6, General Rules.

**PRE-ENTRY OF ANIMALS ONLINE ENTRY:** All entries must be pre-entered into the online fair entry program – <https://salineco.fairwire.com> by the stated deadline.

**ENTRY LIMIT:** There is a limit of 3 small animals per exhibitor and 1 entry per specie.

**SMALL ANIMAL DEFINITION:** Small mammals include hamsters, guinea pigs, hedgehogs, gerbils, mice, rats, reptiles, fish, birds, or other small household pets.

**HOME ENVIRONMENT EXAMPLE:** All small animals shown in the small animal show should be brought in a box, cage, or crate that shows some of the home environment of the exhibit. A picture or poster of the permanent home should be presented to show the home environment of the exhibit.

**CHECK-IN:**

Entries need to be checked in by the beginning show time and will be released following the show. Plan to arrive a few minutes early.

**CLASSES**

1. Hamsters
2. Guinea Pig
3. Other Small Mammals
4. Amphibians and Reptiles
5. Fish
6. Birds

An award will not be awarded in classes where the single entry receives a Blue ribbon. The entry must receive a purple for an award to be given.

PREMIUM CODE 11

**BEST DRESSED PET CONTEST**  
**Superintendents: Shelly Coe,**  
**Madalyn Coe-Ahl**  
**& Makenna Coe-Ahl**  
**Show Date: Friday, July 19**  
**following the conclusion of**  
**the Dog Show**

**BEST DRESSED PET CONTEST - Division 5**

Exhibitors of Cats, Dogs, and Small Animals can enter ONE animal in the Best Dressed Pet Contest. You must pre-enter this contest/class at the time of entering your Cat, Dog, or Small Animal entries.

Exhibitors are encouraged to use their imagination to create a costume for their pet. This will be a non-premium paying contest with the Best Dressed Pet entry receiving a Rosette. Exhibitors are not to be in costume only their pet.

Enter in the Small Animal Division in the class noted below.

**CLASSES:**

7. Best Dressed Pet

(402) 446-7435

**Craigs Automotive LLC**  
 INDUSTRIAL & IRRIGATION ENGINE  
 SALES & SERVICE

Craig Burkhart  
 Owner

402 Jefferson Street  
 Daykin, NE 68338

Phone (402) 826-2255  
 Fax (402) 826-2288

**CRETE**  
**PHYSICAL**  
**THERAPY**

Casey Moeller, D.P.T.

---


830 E 1st St, Suite 1 • Crete, NE 68333  
[www.cretept.com](http://www.cretept.com)





## GOAT

**Superintendent: Emily Yowell**  
**Show Date: Thursday, July 18 at 8 am**



### DIVISION 6

**OWNERSHIP OF GOATS:** See General Rules.

**SUBSTITUTE SHOWMEN:** See General Rules.

**ANIMAL ELIGIBILITY:** See General Rules.

**BIRTH DATE:** Must conform to the set ages for the respective class that the animal is being shown in. Ages are computed from the day of the show.

**HEALTH:** See General Rules. A visual inspection of all goats will be made during check-in/weigh-in on Wednesday night. Goats that are found to have sore mouth, ringworm, fungus, or other health-related concerns will be excused and must be removed from the grounds. Final decisions will be the responsibility of the superintendent and Saline County Extension 4-H staff. A veterinarian may be called to confirm such findings.

### USDA OFFICIAL SCRAPIE IDENTIFICATION

All market wethers and does and breeding does must be individually identified with USDA OFFICIAL SCRAPIE IDENTIFICATION. The Scrapie tag must be present in the animals' ear at check-in.

### IDENTIFICATION REQUIREMENTS & LIMITS

**ENTRY LIMIT:** Entries are limited to a total of 5 goats per exhibitor.

Project animals' identification (EID tags and tattoos) will be checked and verified. No animal can be shown in a market class and a breeding class.

**IDENTIFICATION LIMIT:** 20 market goats may be identified per exhibitor.

**REGISTERED GOATS:** Must have scrapie tag AND flock tag or tattoo matching the registration paper and I.D. card. Registration papers will be verified at check-in time.

**EXHIBITOR ELIGIBILITY:** See General Rules.

**PRE-ENTRY OF ANIMALS:** See General Rules.

**ONLINE ENTRY:** All entries must be pre-entered into the online fair entry program - <https://salineco.fairwire.com> by the stated deadline.

**ENTRY DAY AND TIME:** Entry day will be on Wednesday before 4:30 pm.

**CHECK-IN & WEIGH-IN:** 4:30 pm to 5 pm on Wednesday

All Goats will have their identification checked during the check-in process on Wednesday evening.

### TEETH

Doe Kids must have all temporary teeth present. Yearling does can have yearling teeth but cannot have two-year-old teeth present. All breeding does may be subject to mouthing to verify age. If found to have two-year-teeth, the doe will be moved to and aged doe class. The Superintendent reserves the right to mouth any goat.

### PENS AND TACK

Pens will be assigned by club. The pens allow for 3 goats per pen. If you have animals on different feed plans, you are responsible to bringing your own pen dividers.

Do not take pens assigned to others.

Tack should not be put in pen assigned for animals.

If space allows, tack pens will be assigned and most likely will be shared with another exhibitor or club.

### BEDDING

Exhibitors are responsible to providing their own bedding. Woodchips are recommended.

### HALTERS

**Goats may be exhibited with or without a show halter. NO PRONGED COLLARS ARE ALLOWED.**

**FITTING STANDS:** Fitting stands are to be set up on show day ONLY. Fitting stands must be removed from the tack area and aisles before and after show day.



## THIS IS A BLOW & GO SHOW.

### GROOMING:

Goat (showmanship, market and breeding) will be shown Blow & Go. Animals may be clipped, blown, brushed or combed to enhance their appearance. All animals will be shown free of any adhesive, glue, paint, or powder products. Any compounds that have adhesive qualities that when applied cannot be combed or brushed through or alter the color of the animal are forbidden. Alcohol, water, oil, foam or any water or alcohol-based products with no adhesives or glue qualities, or artificial colorings are permitted. Any animal found to have prohibited products applied (adhesive, glue, paint, or powder products) will be disqualified from competition. Any premiums (physical or monetary) will be forfeited, and no refunds will be made.

### SHOWMANSHIP

#### DIVISIONS: MUST PRE-ENTER

**Senior** - (age 12 & older as of Jan. 1 of the current year)

**Junior** - (age 8-11 as of Jan 1 of the current year)

**4-H Clover Kids** - enrolled 4-H Clover Kids ages 5-7 as of Jan. 1 who have their own goat project) and non-enrolled youth borrowing a goat for showmanship only.

The Overall Showmanship Division will also include the winners of the Senior and Junior divisions. 4-H Clover Kid showmanship will follow.

### SHOWMANSHIP TIME

The showmanship competition will be held after the breeding classes. Senior showmanship will be first followed by Juniors, and Overall. 4-H Clover Kid showmanship will follow overall showmanship.

**SHOW ORDER:** Market, Breeding, followed by Showmanship.

### CLASSES

**MARKET GOATS – MUST BE BORN ON OR AFTER JAN. 1 OF THE CURRENT YEAR.**

**Market Goats will be mouthed if any market goats ages are in question.  
(shown by weight) (light to heavy)**

#### 1. Market Goat



**Salon West**  
*Hair Care For The Entire Family*  
Noelle Lawver  
Tel: 402-947-2055  
127 Maple  
Friend, NE 68359

### BREEDING DOES GOATS (MEAT BREEDS)

**2. Breeding Doe** (born before 8/31/22 or before)

**3. Breeding Doe Yearlings** (born 9/1/22-8/31/23)

**4. Breeding Doe Kids** (born 9/1/23-6/1/2024)

### DAIRY BREED GOATS

Classes will be offered for registered and grade combined in the Dairy breeds (Alpine, LaMancha, Nubian, Oberhasli, Saanen, and Toggenburg).

**5. Milking Dairy Doe**, 5 yrs. and over

**10. Milking Dairy Doe**, 3-5 years

**20. Milking Dairy Doe**, under 2 years

**30. Non-Milking Dairy Doe**, 1-2 years

**40. Non-Milking Dairy Doe**, 6-12 months

**50. Non-Milking Dairy Doe**, under 6 months

**60. Bottle Goat**, should not have been on mother for no more than 7 days, and was artificially reared after removal from mother.

**An award will not be awarded in classes where the single entry receives a Blue ribbon. The entry must receive a purple for an award to be given.**

Animals brought to the fair are expected to show unless excused by a veterinarian or the show superintendent.

### PREMIUM CODE 2



**RAEELEIGH PRACHEIL**  
**LMT.LE**  
**402-418-466**  
*Feel free to contact me or share with others*  
Facebook: *Massage & Esthetics by Raeleigh*  
RPRACHEIL98@GMAIL.COM  
1106 Main Ave, Crete, NE 68333



**Mark Stutzman**  
Proprietor  
1530 First St./Friend, NE 68359  
Mobile 402-416-7287  
Fax 402-947-2326  
m\_stutzman@hotmail.com  
facebook.com/HardwoodArtisan  
website www.hardwood-artisan.com



**NEBRASKALAND**  
TIRE AND SERVICE  
**Cameron Webber**  
Store Manager  
cameronwebber@nktiregroup.com  
1610 W 12th St 402.826.4343  
Crete, NE 68333 Fax: 402.826.4345  
www.thetirestore.com  
Tire and Auto Service Professionals



## HORSE



**Superintendent: Wendy Vernon**

**Show Date: Wednesday, July 17 at 8 am; Rain Date: July 27**

### DIVISION 7

#### RAIN DATE

If excessive moisture makes the arena unsafe on Wednesday, we will use the rain date. If in doubt watch your email and the Saline County Extension 4-H Facebook page. If rain begins after the show starts, classes that can be safely completed will be finished (possibly indoors), with rain date used for speed events.

This will be a Ranch Horse show, eye catching equipment and attire is discouraged. Plain rope or nylon halters, and everyday riding equipment in proper repair is highly encouraged. A good ranch horse has a free-flowing stride of reasonable length and covering ground with little effort. Horse should have the appearance of "looking for more country" with the head carried in a natural position, on a relaxed rein. Expression of the horse should be alert, with smooth transitions, free moving, fit, and a pleasure to ride.

#### SPECIAL HORSE AWARDS:

Saline County 4-H Equine Legacy Award applications will be due Oct. 1, includes completion of 4-H Achievement Record and the Horse Record Book, winner announced at 4-H Recognition Program TBA.

Selection based on completeness of Horse Record Book and Career Portfolio, and efforts of youth to increase knowledge and skills in the project area as expressed in the 4-H Story.

High Point Horseman (Senior & Junior combined) award will be determined and awarded at fair award program Thursday evening.

Points based upon final placing of exhibitor (all classes). Points- 1st place-6; 2nd-5; purple 4; blue-3; red-2; white-1. High point total Sr. and Jr. Tie breaker-most highest placings.

#### HORSE ADVANCEMENT LEVEL 1

Exhibitors need to have completed Level 1 of the Nebraska Horse Levels by July 1 of the current year to participate in the riding classes.

To participate in in Halter or Groundwork classes, exhibitors need to have completed the In-Hand portion of the Level 1 Horse Advancement Level by July 1.

**SHOW ATTIRE:** See General Rules

**RIBBON POLICY:** See General Rules

**An award will not be awarded in classes where the single entry receives a Blue ribbon. The entry must receive a purple for an award to be given.**

Unless stated in this fairbook, rules found in 4-H 373 Nebraska 4-H Horse Show & Judging Guide will be followed. It shall be the sole discretion of the judge to award a purple, blue, red or white ribbon depending on the exhibitor's performance and to move down a ribbon grouping or dismiss a horse or pony from competition due to lameness.

Premium money will be paid for a limit of 2 horses, all classes exhibited.

#### SAFETY

Safety helmets are encouraged in any and all classes, and exhibitors will not be penalized for wearing safety helmets.

Judges' decisions are final, no video replays.

**OWNERSHIP OF HORSES:** See General Rules.

#### OWNERSHIP

A 4-H member carrying the light horse project may own the horse themselves, use a family owned horse or use a horse owned by someone else (the member should be providing at least 50% of the care).

Horses cannot be identified as a project horse in more than one county.

**SUBSTITUTE SHOWMEN & MOUNTS:** See General Rules.



### **INJURED MOUNT (COUNTY ONLY)**

Substitute mounts (due to injury or death of project horse) will be allowed only if identification is completed and on file with the Extension Office by fair pre-entry deadline. Only one horse will be allowed to substitute for original project animal. Death or injury must be verified by Veterinarian or Extension Staff or their agent.

**ANIMAL ELIGIBILITY:** See General Rules.

Only geldings and dry mares may be shown at halter and under saddle.

### **FAMILY SHARED PROJECT HORSES**

A project horse may be carried as a project animal by more than one member of a family.

### **NON-FAMILY SHARED PROJECT HORSES**

A project horse may be carried jointly by a member of a family and one non-family member. Each member must complete their own identification forms. The horse owner must sign the Ownership statement on the Horse Identification form.

### **EXHIBITING A SHARED PROJECT HORSE**

4-H'ers meeting the above ownership/eligibility requirements with shared ID's can use the same project animal in the same event, in both Jr. and Sr. age groups, i.e. Jr. Pleasure or speed events and Sr. Pleasure or speed events, BUT cannot use the same project animal in the same event in the same age group. (i.e. both Jr. Division cannot both show in Jr. Pleasure or speed events).

### **SUBSTITUTION OF PROJECT HORSE(S):**

Substitution of a project horse will not be permitted after the stated identification deadline.

**ANIMAL HEALTH:** General Rules.

**PRE-ENTRY:** See General Rules.

**ONLINE ENTRY:** All entries must be pre-entered into the online fair entry program - <https://salineco.fairwire.com> by the stated deadline.

**ENTRIES ARE LIMITED:** Entries are limited to 5 horse/ponies per member.

**ANIMALS IN THE SAME CLASS:** An exhibitor cannot exhibit two different animals in the same class, exceptions to this rule are: an exhibitor may ride a pony and horse each in a pleasure class.

### **IDENTIFICATION OF HORSES:**

**ID FORMS (with photographs encouraged)** - Must be turned into the Extension office by June 14.

**CHECK-IN:** Will begin at 7 am. Exhibitors and horse **MUST come to the check in area.** Check-in for Speed events is allowed slightly later.

**CHECK-IN PROCEDURE:** All horses and ponies are subject to be measured and all entry identification forms, drawings and/or photos will be verified.

Show numbers will be handed out after members and project animals have I.D.s verified. MEMBERS are to be present with project animals for check-in and measuring.

**PONIES:** Are 14.2 hands or less. Less than 58".

### **NEBRASKA HORSE SHOW & JUDGING GUIDE**

**RULES:** All exhibitors need to be familiar with rules and patterns in the Nebraska 4-H Show & Judging Guide. You can pick up your copy of this guide at the Extension Office.

**SHOWMANSHIP:** Pre-entry is required online in the fair entry online program by the June 14 deadline Showmanship will be the first part of the show. Senior, Junior, Elementary, and Overall.

### **SHOWMANSHIP AGE DIVISIONS: MUST PRE-ENTER**

**Senior** - Ages 14-18 as of Jan. 1 of the current year.

**Junior** - Ages 12-13 as of Jan. 1 of the current year

**Elementary** – Ages 8-11 as of Jan. 1 of the current year.

**BREAKS:** Show breaks will be determined by the Horse Show Superintendent in conjunction with Extension Staff.

**SHOW ORDER:** Showmanship, Halter classes, followed by Performance classes.

**HORSE SHOW PATTERNS WILL NOT BE RELEASED PRIOR TO SHOW DAY. PATTERNS WILL BE POSTED ON OUR SALINE COUNTY 4-H WEBSITE:** <https://go.unl.edu/saline4hwebpage> the morning of the show and at the show before check-in time.



**Travels with Doris**  
**Doris Broz-Clauss**  
1794 County Road 1500  
Wilber, Nebraska 69456  
(402) 821-2547  
E-mail: [travelswithdoris@gmail.com](mailto:travelswithdoris@gmail.com)  
[www.travelswithdoris.org](http://www.travelswithdoris.org)

**MILTON BROTHERS**  
**IMP. TRUCKING**  
**402-947-4521 • FRIEND, NE**  
Harvey & Sandy                      Wayne & Lorri



**HALTER CLASSES:**

Grand and Reserve Judging (Halter): Top 2 ribbon placing in each age/sex division compete, no less than blue placing eligible.

- 1. **Pony** (Mare & Geld. combined) (Welsh, Shetland, etc.)
- 3. **Yearling Mare**
- 5. **2-Year-Old Mare**
- 7. **3-Year-Old Mare**
- 9. **4-Year-Old/Older Mare**
- 13. **Yearling Gelding**
- 15. **2-Year-Old Gelding**
- 17. **3-Year-Old Gelding**
- 19. **4-Year-Old/Older Gelding**

**PERFORMANCE CLASSES:**

**DISQUALIFICATION OF THE HORSE AND RIDER:**

The judge has the authority to excuse and/or disqualify any horse deemed unsafe, out of control, or deemed lame. Falling or horse and/or rider falling off horse results in disqualification.

**FAILURE TO DISMOUNT:** Failure to dismount prior to leaving the arena after a timed event will result in a 2-second penalty.

**DIVISIONS:** The following classes are divided into Senior and Junior Divisions.

**Senior** - Youth ages 14 and older as of January 1 will ride as seniors.

**Junior** - Youth under 14 years of age as of January 1 will ride as juniors.

Senior division contestants will ride first in each class.

Senior and Junior Divisions may ride together if numbers allow, and show officials so choose.

No re-rides on any performance classes allowed. If in doubt of pattern, please ask.

An award will be awarded to the top performance horse, junior and senior division that receives a purple. Exhibitors considering entering classes 26 & 29 are encouraged to enter the class that will challenge them in their stage of learning and exhibition.

**CLASSES:**

20. **Pony Trail** (in-hand only).

21. **Sr. Ranch Trail**

22. **Jr. Ranch Trail**

Seniors will face 6 and Juniors will have 4 obstacles from the list:

Check Front Feet	Sr	
Gate	Sr	Jr
Ground Tie	Sr	Jr
Slicker	Sr	
Mailbox	Sr	Jr
Bridge	Sr	Jr
Cross Obstacle <or=18"	Sr	Jr
Over Logs	Sr	Jr

23. **Dummy Roping Horseback** - bring your own rope. Each participant will be allowed 3 throws, points - Miss-0, 1/2 head-1, whole head-2, horns-3.

24. **Sr. Ranch Pleasure** (rail work class)

25. **Jr. Ranch Pleasure** (rail work class)

26. **Beginners Pleasure-** All ages 4-H Pleasure. Only riders who are in their 1st or 2nd year of a horse project are eligible, not eligible for other Pleasure classes or Walk Trot.

27. **Sr. Ranch Horsemanship**

28. **Jr. Ranch Horsemanship**

29. **Beginners Horsemanship -**

All ages 4-H Horsemanship. Only riders who are in their 1st or 2nd year of a horse project are eligible, not eligible for other Horsemanship, Walk Trot or Equitation classes.

30. **Walk Trot-** (for those 10 years and under as of Jan. 1, one year of eligibility) Exhibitors in this class cannot enter other Horsemanship or Pleasure classes. THIS CLASS TO BE JUDGED AS A WESTERN HORSEMANSHIP CLASS, no pattern.

31. **Sr. Barrels** (timed)

32. **Jr. Barrels** (timed)

33. **Sr. Poles** (timed)

34. **Jr. Poles** (timed)

35. **Sr. Stake Race** (timed)


36. **Jr. Stake Race** (timed)

37. **Sr. Keyhole** (timed)

38. **Jr. Keyhole** (timed)

Timed classes will have a 2 second deduction per pole/barrel knocked over, and/or failing to dismount before exiting the arena. A broken pattern will result in no time.

PREMIUM CODE 20





## POULTRY

**Superintendent: Theresa Vernon – Assistant Superintendent: Justin Sand**  
**Show Date: Thursday, July 18 at 11 am**



### DIVISION 8

**EXHIBITOR ELIGIBILITY:** See General Rules

**SHOW ATTIRE:** See General Rules

**OWNER OF POULTRY:** See General Rules

**DATE OF OWNERSHIP:** All stock must be owned by the exhibitor by June 15, except broilers which will be delivered during June.

**BUILDING HOSTS:** Exhibitors will be asked and are expected to sign up for Building Host times. We have had animals disappear and cannot have security 24-7 so please take this duty seriously and watch when groups or suspicious persons are viewing the exhibits.

**ANIMAL ELIGIBILITY:** See General Rules

**HEALTH:** In order to comply with the Nebraska Poultry Disease Act, poultry exhibited may be tested as part of the Bureau of Animal Industry's monitoring for the presence of pullorum and typhoid in Nebraska.

No stock can be removed from the show before the close of the fair except if it shows signs of disease, in which case it will be promptly removed from the poultry department. The superintendent has full authority in the determination of sick birds.

Sick birds that need care will be the responsibility of exhibitors, if unable to contact or refusal to treat, a veterinarian will be contacted to use his discretion in treatment of the animal, with the exhibitor responsible for any costs incurred. Ag Society or any fair volunteers are not responsible for any loss or damages.

**PRE-ENTRY OF ANIMALS:** See General Rules

**ONLINE ENTRY:** All entries must be pre-entered into the online fair entry program - <https://salineco.fairwire.com> by the stated deadline.

**ENTRY LIMIT:** Entries are limited to 20 entries per exhibitor. Limit of 4 entries per class, or three per breed in a class, except only one broiler pen and/or broiler bird. Classes may be combined if less than 3 entries in individual classes. No birds may be entered in both the open and junior shows.

### ENTRY CLASSIFICATION:

**BREED:** Entries must have the correct breed and be marked as 4-H or FFA.

You need to select the proper entry from the classes as they appear in online fair entry program, Showworks. If entered in the wrong class the judge will place as they see fit, or move if that is an option.

### SEX IDENTIFICATION:

**Cock** is a male bird hatched prior to Jan. 1 of the current year

**Hen** is a female bird hatched prior to Jan. 1 of the current year

**Cockerel** is a male bird hatched after Jan. 1 of the current year

**Pullet** is a female bird hatched after Jan. 1. of the current year

**ARRIVAL AND IN-PLACE TIME:** Poultry may be brought to the fair on Tuesday anytime before 8:00 p.m. Birds must be in cages by 8 p.m.

### CAGE TAGS

Cage tags will be available on the table in the Poultry barn for exhibitors to attach to their cages.

If you need additional cage tags, see Extension staff in the 4-H Office on the fairgrounds.

**ENTRY CHECK NOTEBOOK:** Exhibitors are to check the notebook in the Poultry barn for their entries. This is the office entry checklist which will be used to make the show program. Please make sure you line out or write delete by any entries not coming to the fair. If you bring poultry not on the original entry list, please write the rabbit on your entry list (breed, sex, age). Failure to make corrections or additions will result in your entries not being in the correct classes on the show program or not listed on the show program.

**PENS, TACK AND BEDDING:** See General Rules

**BEDDING:** Woodchips will be provided as bedding for all poultry.

**TACK:** Tools for cleaning pens, feeding and watering are not provided.

**FEEDING AND WATERING:** Feeding and watering will be the responsibility of the exhibitor of the animal. The building hosts will be allowed to water any animal during the day that they feel needs it.

**TEAR DOWN ON RELEASE DAY:** Exhibitors are expected to help tear down coops at the end of the fair and clean up bedding and manure left by their animals.

**SUBSTITUTE SHOWMAN:** See General Rules

## SHOWMANSHIP

### DIVISIONS: MUST PRE-ENTER

**Senior** - (age 12 & older as of Jan. 1 of the current year)

**Junior** - (age 8-11 as of Jan 1 of the current year)

**4-H Clover Kids** - enrolled 4-H Clover Kids ages 5-7 as of Jan. 1 who have their own poultry project and non-enrolled youth borrowing poultry for showmanship only.

The Overall Showmanship Division will also include the winners of the Senior and Junior divisions. 4-H Clover Kid showmanship will follow.

### SHOWMANSHIP TIME

The showmanship competition will be held at the beginning of the show. Senior showmanship will be first followed by Juniors, and Overall. 4-H Clover Kid showmanship will follow overall showmanship.

**SHOW ORDER:** Showmanship, Broilers, Standard Birds, Bantam Birds, Waterfowl, and Other Fowl.

**NOTE CARDS:** Are allowed but must not become dependent on them.

**BASIS FOR JUDGING:** Showmanship is based on knowledge of the exhibitor along with the birds grooming, training, appearance and behavior. The exhibitor must vocally explain the steps in his/her routine and the merits (pro and con) of the bird. Primarily showmanship is the skill of the exhibitor in presenting and explaining the bird before the judge: the excellence of the bird is not considered in scoring. The judge may or may not ask questions of the exhibitor at the close of the routine.

**ELIGIBLE BIRDS:** Exhibitors must show their own birds. A bird can only be shown once. A broiler bird may be used for showmanship.

**PRE-ENTRY:** Is required but 4-H and FFA members may enter the day of the show and be rated on showmanship in their respective age division.

**TIME LIMIT:** Youth are given 5 minutes max to give their presentation, followed by questions from the judge.

**RESOURCES:** Call the Extension Office to Showmanship help guidelines and publications.

### LIVE SHOW:

All exhibitors must be present to show exhibits to the judge. Any exhibitor not present will not have exhibit judged, unless substitute arrangements have been cleared with the superintendent.

**START TIME:** The live show will start immediately after showmanship is completed.

### CLASSES: STATIC EXHIBITS

**1. Poster** – poster about poultry industry, parts, breed(s), etc. original work please. Poster should be educational in nature, not to exceed 14" x 22" posterboard.

**2. Other Exhibit** – may be feeder, nests, travel cage, etc. (include plans or info to support your size or materials used).

### EGGS

Egg exhibits should be labeled with exhibitor's name and town and left in the poultry barn. Find your entry tag on the table and attach it to your eggs.

**3G. Green Eggs - one dozen eggs**

**3B. Brown Eggs - one dozen eggs**

**3W. White Eggs - one dozen eggs**

### BROILER PROJECT

**Orders for broilers must be made with the County Extension Office by the deadline stated in the 4-H newsletter/email/Facebook. 15 chicks per member is suggested, price available when placing order.**

**5. Broiler Pen** - Each broiler entry will consist of three birds, 12-21 lbs. combined weight. Broiler entries are required to have record sheet- figured on total group ordered. Failure to have record sheet will result in lowering one ribbon placing. Limit one pen per exhibitor.

**6. Broiler-** a single bird entry (different than Broiler Pen birds). Limit one entry per exhibitor.

**7. Production Trio (Hens & Cock)** - 1 cock and 2 hens - Limit one pen per exhibitor (counts as one entry of your 20 entry limit).

**8. Production Trio (Pullets & Cockerel)** - 1 cockerel and 2 pullets - Limit one pen per exhibitor (counts as one entry of your 20 entry limit).

Standard and Bantam birds will be shown by Class and breed and divided by Cock, Hen, Cockerel, Pullet. **You need to select the proper class/entry from the classes as they appear in Showworks online fair entry website. It is important that you note the breed you have when purchasing them so you may enter correctly.**

If you need help finding which classes your poultry entries go in, please call the Extension Office and we can check our American Standards of Perfection book. You will need to know the breed name, age, and sex of bird.

**CRETE GLASS**

223 West 13th St.  
Crete, NE 68333

**(402) 826-2566**

**Fax: (402) 826-4949**

*creterglass@outlook.com*

**Shawn Moore**

*The Clear Choice*

**Breeds categories by American Standards of Perfection.**

Classes and Breeds in **Standard** size may include these common breeds but not limited to:

**American** - Jersey Giants, New Hampshire Red, Rhode Island Reds, Rocks, Wyandottes.

**Asiatic** - Brahmas, Cochins, Langshans

**Continental** - Hamburgs, Houdans, Polish

**English** - Cornish, Dorkings, Orpingtons, Sussex

**Mediterranean** - Anconas, Buttercups, Leghorns, Minoraca

**Other** - Ameraucanas, Araucanas, Frizzles, Game, Naked Necks, Modern English, Old English, Sumatra

Classes in **Bantam** size include these common breeds but not limited to:

**Single Comb-Clean Legged** - Plymouth Rock, Leghorn, Japanese, Rhode Island Red, Orpingtons, New Hampshire

**Rose Comb-Clean Legged** - Rosecomb, Wyandotte, Sebright, Belgian Bearded D'Anver

**Other Comb-Clean Legged** - Ameraucana, Polish, Cornish, Houdan, La Fleche, Sumatra

**Feather Legged** - Silkie, Cochin, Brahma, Belgian Bearded D'Uccle, Langshan

Classes in **Game** include these common breeds but not limited to:

American Game Bantam, Modern, Old English

Classes in **Waterfowl** may include these common breeds but not limited to:

**Standard Size Duck** - Cayuga, Khaki, Pekin, Rouen, Muscovy

**Bantam Duck** - Call, East Indie, Mallard

**Geese** - African, Embden, Toulouse

**Other Fowl** – Guinea Fowl, Pigeons, Quail, Turkeys

**RIBBON POLICY:** See General Rules

If only one entry in a class it is eligible for a Best of Show Rosette and Champion if awarded by the judge.

An award will not be awarded in classes where the single entry receives a Blue ribbon. The entry must receive a purple for an award to be given.

PREMIUM CODE 11




Woody & Erin Hawkins  
Owners  
**Wil-Bol Lanes**  
205 Main St., Wilber, NE  
402-821-2663  
Bowling Leagues - Open Bowling - Food & Drinks  
woodyhawkins2000@gmail.com  
Find us on Facebook




**Dar's Kitchen**  
Darlene Hoesche  
402-826-5806



**Donna's Hair Creations**  
Open: Tuesday - Saturday  
**Donna Parks**  
Owner/Barber Stylist  
106 W 7th Street  
Dorchester, NE 68343  
Work: 402-946-2068



WE'RE  
**NEBRASKA**  
IN A BANK  
CRETE 143 E. 13<sup>th</sup> St.  
402.826.2121  
MEMBER FDIC  
**Pinnacle Bank**



**Generations BANK**  
PO BOX 19 | EXETER, NE 68351  
402-266-5931





## RABBIT

**Superintendent: Sonya Smith**  
**Assistant Superintendent: Deanna Brakhage**  
**Show Date: Friday, July 19 at 9 am**



### DIVISION 9

**EXHIBITOR ELIGIBILITY:** See General Rules

**SHOW ATTIRE:** See General Rules

**BUILDING HOSTS:** Exhibitors will be asked and are expected to sign up for Building Host times. We have had animals disappear and cannot have security 24-7 so please take this duty seriously and watch when groups or suspicious persons are viewing the exhibits.

**OWNER OF RABBITS:** See General Rules

**DATE OF OWNERSHIP:** All rabbits must be owned by the exhibitor by June 15, except broilers which will be delivered during June.

**ANIMAL ELIGIBILITY:** See General Rules

**HEALTH:** Sick animals that need care will be the responsibility of exhibitors, if unable to contact or refusal to treat, a veterinarian will be contacted to use his discretion in treatment of the animal, with the exhibitor responsible for any costs incurred. Ag Society or any fair volunteers are not responsible for any loss or damages.

**PRE-ENTRY OF ANIMALS:** See General Rules

**ONLINE ENTRY:** All entries must be pre-entered into the online fair entry program - <https://salineco.fairwire.com> by the stated deadline.

**ENTRY LIMIT:** Entries are limited to 10 entries per

exhibitor. No rabbit may show in both open and junior divisions.

#### IDENTIFICATION OF RABBITS:

**TATTOO:** For 4-H the rabbit may be tattooed in either ear with a number or name and be on record in the Extension Office by identification deadline.

#### ARRIVAL AND IN PLACE TIME OF RABBITS:

Rabbits may be brought to the fair on Wednesday before 8:00 p.m. Rabbits must be in their cages by 8 p.m. on Wednesday.

#### CAGE TAGS

Cage tags will be available on the table in the Rabbit barn for exhibitors to attach to their cages.

If you need additional cage tags, see Extension staff in the 4-H Office on the fairgrounds.

**ENTRY CHECK NOTEBOOK:** Exhibitors are to check the notebook in the Rabbit barn for their entries. This is the office entry checklist which will be used to make the show program. Please make sure you line out or write delete by any entries not coming to the fair. If you bring rabbits not on the original entry list, please write the rabbit on your entry list (breed, sex, age). Failure to make corrections or additions will result in your entries not being in the correct classes on the show program or not listed on the show program.

**PENS, TACK & BEDDING:** See General Rules

**BEDDING:** Bedding is not needed in the wire cages.

**ICE/COLD PACKS FOR COOLING:** You may want to prepare cold packs from plastic bottles in extreme heat to keep rabbits cool.

**TACK:** Tools for cleaning cages, and watering are not provided.

**FEEDING AND WATERING:** Feeding and watering will be the responsibility of the exhibitor of the animal. The building hosts will be allowed to water any animal during the day that they feel needs it. Feed will not be provided.

**TEAR DOWN ON RELEASE DAY:** Exhibitors are expected to help tear down cages at the end of the fair and clean up and manure left by their animals.



**Lothrop Animal Clinic**  
Gary F. Lothrop, DVM      607 County Road 2400  
Eric S. Post, DVM      Crete, NE 68333  
Sarah Lothrop Post, DVM, MPH      (402) 826-5149



**Farm Girl Creations**  
Custom gifts, decor, apparel and so much more!  
Jenna Keim | Kelsie Warta  
402-821-7319 | 402-821-7307  
Farmgirlcreations2@hotmail.com  
Find us on Facebook: Farmgirlcreations2

**SUBSTITUTE SHOWMAN:** See General Rules

## SHOWMANSHIP

### DIVISIONS: MUST PRE-ENTER

**Senior** - (age 12 & older as of Jan. 1 of the current year)

**Junior** - (age 8-11 as of Jan 1 of the current year)

**4-H Clover Kids** - enrolled 4-H Clover Kids ages 5-7 as of Jan. 1 who have their own rabbit project and non-enrolled youth borrowing a rabbit for showmanship only.

The Overall Showmanship Division will also include the winners of the Senior and Junior divisions. 4-H Clover Kid showmanship will follow.

### SHOWMANSHIP TIME

The showmanship competition will be held at the beginning of the show. Senior showmanship will be first followed by Juniors, and Overall. 4-H Clover Kid showmanship will follow overall showmanship.

**SHOW ORDER:** Showmanship, Breeding Classes, Commercial Classes, followed by Meat Classes.

**NOTE CARDS:** Note cards are allowed but must dependent on them.

**BASIS FOR JUDGING:** Showmanship is based on grooming and training of the rabbit and the appearance, behavior and knowledge of the exhibitor. The exhibitor must vocally explain the steps in his/her routine and the merits of the rabbit. Primarily showmanship is the skill of the exhibitor in presenting and explaining the rabbit before the judge: the excellence of the rabbit is not considered in scoring. The judge may or may not ask questions of the exhibitor at the close of the routine.

**NEW OR FIRST TIME SHOWMAN:** Further information on the rabbit showmanship presentation is available at the Extension office.

**ELIGIBLE ANIMALS:** Exhibitors must show their own rabbits. A rabbit can only be shown once.

**TIME LIMIT:** Youth are given 5 minutes max to give their presentation, followed by questions from the judge.

### LIVE SHOW

All exhibitors must be present to show exhibits to the judge. Any exhibitor not present will not have exhibit judged, unless substitute arrangements have been cleared with the superintendent.

Breeds will be shown alphabetically in this order Sr. Buck, Sr. Doe, Jr. Buck, Jr. Doe., selecting the best of each breed, the best of each breed will compete for Champion honors.

It is important that you note the breed you have when purchasing them so you may enter correctly.

## CLASSES

### STATIC EXHIBITS

**1. Poster** – poster about rabbit industry, parts, breed(s), etc. original work please. Poster should be educational in nature, not to exceed 14" x 22" poster board.

**2. Other Exhibit** – may be nesting box, travel cage, hutch, etc. (include plans or info to support your size or materials used). (premium doubled)

### FANCY BREED RABBITS

**Fancy rabbits** are raised primarily for show and are judged by body type, size, and markings that are in accordance with breed standards.


**Fancy Rabbits (purebred only) will be shown by breed and divided by:**

**Sr. Buck and Sr. Doe, over 6 months of age**

**Jr. Buck and Jr. Doe, under 6 months of age**

**You need to select the proper class number entry from the classes as they appear in the online Showworks fair entry website.**

**Fancy Breeds include:** Belgian Hare, Blue Holicer, Britannia Petite, Czech Frosty, Dutch, English Angora, French Angora, Dwarf Hotot, English Spot, Florida White, Fuzzy Lop, Harlequin, Havana, Himalayan, Holland Lop, Jersey Woolie, Lilac, Lion Head, Mini Lop, Mini Rex, Mini Satin, Netherland Dwarf, Polish, Rex, Rhinelander, Sable, Satin Angora, Silver, Silver Marten, Standard Chinchilla, Tan, and Thrianta.



**Crete • Friend • Wilber**

**Crete Area Medical Center**  
402.826.2102

**Friend Medical Clinic**  
402.947.2021

**Wilber Medical Clinic**  
402.821.3293

## COMMERCIAL BREEDS

**Commercial rabbits** are those breeds known for meat and fur production. Commercial rabbits will be shown by:

- Senior Buck and Doe, over 8 months**
- Intermediate Buck and Doe, 6-8 months**
- Junior Buck and Doe, under 6 months**

**You need to select the proper class number entry from the classes as they appear in the Showworks fair entry website.**

**Commercial Breeds include:** American Beveren, American, California, American Chinchilla, Blanc De Hotot, Blue Vienna, Champagne D'Argent, Checkered Giant, Cinnamon, Creme D'Argent, Flemish Giant, English Lop, French Lop, Giant Chinchilla, Giant Angora, New Zealand, Palomino, Satin, and Silver Fox.

**Crossbred and Breeds** not recognized can be entered and will show as mixed ages and sexes. (May be Best of Show but not eligible for Grand Champion.)

**PET RABBITS:** Any rabbit that is your pet which does not meet breed standards and criteria. (May be Best of Show but not eligible for Grand Champion.)

## MEAT CLASSES

**Fryer** (3 ½ to 5 ½ pounds)

**Roaster** (over 5 ½ pounds)

**Pen of 3 Market** – 3 rabbits with a combined weight of 10-16 lbs. Uniformity a plus, but not a disqualification. (May be rabbits from fryer and roaster classes, must all be entered by the same exhibitor.)

**RIBBON POLICY:** See General Rules

If only one entry in a class it is eligible for a Best of Show Rosette and Champion if awarded by the judge.

**An award will not be awarded in classes where the single entry receives a Blue ribbon. The entry must receive a purple for an award to be given.**

PREMIUM CODE 11



*Sharon's Salon*  
SHARON AXLINE  
407 W. 8,  
Dorchester, NE 68343  
**(402) 946-2751**



**1318 Main Ave.  
Crete, NE 68333**  
**402-202-4717**  
studiocdance1@gmail.com




**KT's Market**  
111 Southwest Ave., Box 337, Western, NE  
Ph/Fax 402-433-2291  
*Kelly and Scott Theis & family*  
**Groceries,  
Fresh Meats,  
Deli and More!**

**Farmers Union Cooperative**  
Friend, NE 68359  
Work ph: 402-641-6503  
Cell ph: 402-416-0292  
farmersunion72@gmail.com  
**R. Eric Bardell**  
Seed Department Manager 



**Wilber**  
PLUMBING • HEATING • AIR  
402.821.3043  
RESIDENTIAL & COMMERCIAL  
SERVICE, INSTALL & NEW CONSTRUCTION

**Mike Pulliam**  
Owner  
wilberplumbing@gmail.com  
103 West 3rd Street  
Wilber, NE 68465  
24 Hour Service



**JONESGROUP**  
INSURANCE | FINANCIAL SERVICES  
**Scott Woitalewicz**  
Agent  
C: 402-433-5256 O: 402-821-2156  
402-821-2366  
swoitalewicz@jones-ins.com  
113 W 3rd St | Wilber, NE 68465  
P.O. Box 653 | Wilber, NE68465



## SHEEP



**Superintendent: Emilye Yowell**

**Show Date: Thursday, July 18 at 10 am** (start time dependent on finish time of goat show)

### DIVISION 10

**OWNERSHIP OF SHEEP:** See General Rules.

**SUBSTITUTE SHOWMEN:** See General Rules.

**ANIMAL ELIGIBILITY:** See General Rules.

**BIRTH DATE:** Must conform to the set ages for the respective class that the animal is being shown in. Ages are computed from the day of the show.

**HEALTH:** See General Rules. A visual inspection of all goats will be made during check-in/weigh-in on Wednesday night. Lambs that are found to have sore mouth, ringworm, fungus, or other health-related concerns will be excused and must be removed from the grounds. Final decisions will be the responsibility of the superintendent and Saline County Extension 4-H staff. A veterinarian may be called to confirm such findings.

#### IDENTIFICATION:

##### USDA OFFICIAL SCRAPIE IDENTIFICATION

All market wethers and does and breeding does must be individually identified with USDA OFFICIAL SCRAPIE IDENTIFICATION. The Scrapie tag must be present in the animals' ear at check-in.

**REGISTERED SHEEP:** A Scrapie tag, and flock tag or tattoo matching the registration paper and I.D. card.

**ID FORMS :** Must be turned into the Extension office by June 14.

#### IDENTIFICATION LIMIT:

A limit of 20 market lambs may be identified per exhibitor.

**ANIMAL AGES:** Ages of sheep will be computed from Jan. 1 unless otherwise noted.

**ENTRY LIMIT:** Entries are limited to a total of 5 sheep per exhibitor.

**PRE-ENTRY OF ANIMALS:** See General Rules

**ONLINE ENTRY:** All entries must be pre-entered into the online fair entry program - <https://salineco.fairwire.com> by the stated deadline.

**CHECK-IN:** Will be on Wednesday from 4 pm to 4:30 pm. All sheep will have their identification checked during the weigh/check in process on Wednesday evening. Registration papers will be checked at this time.

### WEIGH-IN

Weigh-in will be conducted at the same time as I.D. check. Only market lambs will be weighed. All sheep entries MUST be slick shorn within 14 days of the beginning of the fair.

**TEETH:** All ewe lambs must have all temporary teeth present. Yearling ewes can have yearling teeth but cannot have two-year-old teeth. All breeding ewes may be subject to mouthing to verify age. Breeding ewes found to be in violation will be disqualified. The superintendent reserves the right to mouth any lamb.

**PENS, TACK, BEDDING:** See General Rules.

#### PENS AND TACK

Pens will be assigned by club. The pens allow for 3 lambs per pen. If you have animals on different feed plans, you are responsible to bringing your own pen dividers.

Do not take pens assigned to others.

Tack should not be put in pen assigned for animals.

If space allows, tack pens will be assigned and most likely will be shared with another exhibitor or club.

#### BEDDING

Exhibitors are responsible to providing their own bedding. Woodchips are recommended.

#### FITTING STANDS

Fitting stands are to be set up on show day ONLY. Fitting stands must be removed from the tack area and aisles before and after show day.

## Johnson Pharmacy & Hardware

151 Maple  
Friend, NE 68359

947-2341



Drugs & Hallmark Gifts  
Sheri Kasl



## THIS IS A BLOW & GO SHOW.

### GROOMING:

Sheep (showmanship, market and breeding) will be shown Blow & Go. Animals may be clipped, blown, brushed or combed to enhance their appearance. All animals will be shown free of any adhesive, glue, paint, or powder products. Any compounds that have adhesive qualities that when applied cannot be combed or brushed through or alter the color of the animal are forbidden. Alcohol, water, oil, foam or any water or alcohol-based products with no adhesives or glue qualities, or artificial colorings are permitted. Any animal found to have prohibited products applied (adhesive, glue, paint, or powder products) will be disqualified from competition. Any premiums (physical or monetary) will be forfeited, and no refunds will be made.

**SUBSTITUTE SHOWMAN:** See General Rules.

### SHOWMANSHIP DIVISIONS: MUST PRE-ENTER

**Senior** - (age 12 & older as of Jan. 1 of the current year)

**Junior** - (age 8-11 as of Jan 1 of the current year)

**4-H Clover Kids** - enrolled 4-H Clover Kids ages 5-7 as of Jan. 1 who have their own sheep project and non-enrolled youth borrowing a sheep for showmanship only.

The Overall Showmanship Division will also include the winners of the Senior and Junior divisions.

### SHOWMANSHIP TIME

The showmanship competition will be held after the breeding classes. Senior showmanship will be first followed by Juniors, and Overall. 4-H Clover Kid showmanship will follow overall showmanship.

**LIVE SHOW:** The live show will start immediately following showmanship.

**SHOW ORDER:** Market, Breeding, Bottle Lamb, followed by Showmanship.

Ram and Ewe classes will be grouped by breed.

**DOUBLE ENTRIES:** If a single exhibitor has two animals in the same weight class, they can declare to show one in the next higher weight class. Exhibitors or parents should report this change to the show clerk before showmanship classes are completed, the morning of the show. If moving an animal results in an exhibitor now having two entries in the higher class the exhibitor cannot move one from this class.



### MARKET CLASSES:

LAMBS BORN ON OR AFTER JAN. 1 OF THE CURRENT YEAR.

**1. Market Lambs** (to be shown by weight classes, determined at fair.)

**HAIR BREEDS:** Hair Breeds will enter and be shown in their respective age classes within Purbred or Commercial.

### BREEDING CLASSES:

#### RAMS

**2. Purebred Junior Ram Lamb** (Born after Jan. 1 of the current year)

**3. Commercial Junior Ram Lamb** (Born after Jan. 1 of the current year)

**3A. Hair Breed Junior Ram Lamb** (Born after Jan. 1 of the current year)

**4. Purebred Senior Ram Lamb** (Born Sept. 1-Dec. 31 of the preceding year)

**5. Commercial Senior Ram Lamb** (Born Sept. 1-Dec. 31 of the preceding year)

**5A. Hair Breeds Senior Ram Lamb** (Born Sept. 1-Dec. 31 of the preceding year)

#### EWES

**6. Purebred Junior Ewe Lamb** (Born after Jan. 1 of the current year)

**7. Commercial Junior Ewe Lamb** (Born after Jan. 1 of the current year)

**7A. Hair Breed Junior Ewe Lamb** (Born after Jan. 1 of the current year)

**8. Purebred Senior Ewe Lamb** (Born Sept. 1-Dec.31, 2023)

**9. Commercial Senior Ewe Lamb** ((Born Sept. 1-Dec.31, 2023)

**9A. Hair Breed Senior Ewe Lamb** (Born Sept. 1-Dec.31, 2023)

**10. Purebred Yearling Ewe** (Born Sept. 1, 2022-Aug. 31, 2023)

**11. Commercial Yearling Ewe** (Born Sept. 1, 2022-Aug. 31, 2023)

**11A. Hair Breed Yearling Ewe** (Born Sept. 1, 2022-Aug. 31, 2023)

#### BOTTLE LAMB

**12. Bottle Lamb** should not have been on mother for no more than 7 days, and was artificially reared after removal from mother.

**RIBBON POLICY:** See General Rules

**An award will not be awarded in classes where the single entry receives a Blue ribbon. The entry must receive a purple for an award to be given.**

PREMIUM CODE 2





## SWINE

**Co-Superintendents: Todd Cecrle & Lynn Steuer**  
**Show Date: Friday, July 19 at 8 am**



### DIVISION 11

**LOTTERY PIG:** Lottery Pigs are limited to one gilt and/or one barrow per exhibitor. They must have been purchased through the Lottery Pig program. These pigs will be tagged and/or notched at delivery day in April. Judging will consider both the Performance of the pig (rate of gain), the quality of the animal (live score), and showmanship (3 point score system). The highest scores determine the Champion Overall Lottery Gilt and Lottery Barrow. If the case of a tie, the tie-breaker is the higher rate of gain. Lottery Pigs will be from the same producer to minimize the genetic difference. Drawing for Lottery pig selection will be held on delivery day. Lottery pigs cannot change exhibitors after selection.

Points are assigned for ribbon placing in Showmanship, Rate of Gain, and Live show to determine the Lottery Champions.

Must have a minimum of 3 exhibitors using different feed plans to hold this project. The variety of feeding plans adds to the learning component of this project.

Lottery Pig exhibitors will compete in Showmanship TWICE (once in the Lottery Pig division, as it is part of the scoring and again in their own age division of Swine Showmanship).

**EXHIBITOR ELIGIBILITY:** See General Rules Exhibitors must have a Youth for the Quality Care of Animals (YQCA) certificate and Premise ID number to exhibit at the Saline County Fair.

**SHOW ATTIRE:** See General Rules

**RIBBON POLICY:** See General Rules

**OWNER OF SWINE:** See General Rules

**ANIMAL ELIGIBILITY:** See General Rules

**NON-TERMINAL SHOW:** This is a non-terminal show. Biosecurity continues to be a concern among livestock producers. It is recommended that hogs go to slaughter. The owner assumes all responsibility if he/she decides to take the animals home at the conclusion of the fair.

**MARKET:** *We cannot guarantee a market for your swine, so please make your processing appointments early.* Exhibitors are encouraged to consider making a slaughter appointment at the processor of their choosing early in the project year or ask relatives or acquaintances to purchase ½ or a whole hog.

If a market is available, hogs must be signed up for market at check-in time and will be sold to the highest bidder. Exhibitors are highly encouraged to weighswine prior to entry to avoid light or heavy weight entries and subsequent pricing. Price penalties for an overweight or underweight carcass is beyond our control and the 4-H'er needs to consider these deductions in their decisions to market the animal to weights outside the guidelines. Show management reserves the right to pass on discounted prices to under and overweight hogs at the marketplace.

**SLAUGHTER NOTICE:** See MARKET note on this page. If a market is secured Exhibitor must determine and identify which animals are going home or to slaughter through the 4-H office on the fairgrounds **by end of swine show on Friday.** All hogs need to be listed on either the keep or sell list. **NO late changes.**

**SWINE HEALTH:** Swine to be exhibited shall originate directly from a herd not under quarantine. All swine in violation of this requirement will be immediately removed from the grounds by the owner. Health certificates are NOT required. This is a MARKET SWINE show so all hogs are to be drug-free. Medicating an animal must be cleared with the superintendent(s) or may be grounds for immediate dismissal from the fair.

**WEIGHTS: Only hogs between 220 and 310 pounds live weight are eligible for Grand and Reserve Champion in the market hog classes.** Hogs lighter or heavier than these limits may show and receive premiums but will not be eligible to be named a champion or reserve champion. The Lottery Pigs are the only ones exempt from this rule. Rate of gain is being measured and production traits should be expressed without penalty in the show.

**PRE-ENTRY OF ANIMALS:** See General Rules

**ONLINE ENTRY:** All entries must be pre-entered into the online fair entry program - <https://salineco.fairwire.com> by the stated deadline.



Seed Technology Advisers

John Hajek

402-826-9409

Ryan Keller

402-826-7147

**ENTRY LIMIT:** A maximum of 6 head total per exhibitor. Exhibitors with Lottery Pigs can have 2 Lottery Pigs maximum and 4 Market Swine, not to exceed the 6 head limit per exhibitor.

**IDENTIFICATION OF SWINE:** Fresh tags are not allowed unless the tag is a replacement authorized by the Extension Office.

**IDENTIFICATION LIMIT:** A limit of 40 pigs total may be identified per exhibitor.

**EID TAGS:** All hogs to be exhibited must have an office EID tag. Families will be responsible for tagging hogs to limit disease spread.

**NOTCHES:** If animals have notches you are encouraged to record these according to the Universal Notching System as a backup identification on the identification form. Notches do not serve as the official form of swine identification.

#### CHECK-IN OF SWINE

Check-in will be on Wednesday evening from 6-7:30 p.m.

I.D. CHECK AND WEIGH IN – Hogs will have EID tags checked, weighed, and processed as they are unloaded between 6 and 7:30 p.m. Wednesday, all hogs need to be in place by 7:30 p.m. **If you bring your hogs on Wednesday before 6 p.m., it is the family's responsibility to bring them to the scale area for tag check and weigh in. DO NOT send pigs through the scale without an exhibitor or family member physically present with the pigs. It is not the responsibility of the Superintendents to bring your pigs to the scale. The superintendents will NOT come find you or come to your pens.**

**NO RE-WEIGHS:** There are no re-weighs. For weight limits refer to WEIGHTS above.

**PENS, TACK AND BEDDING:** See General Rules

**PENS ARE ASSIGNED FOR 3 PIGS PER PEN.** You are responsible for bringing your OWN pen divider should you need to separate pigs in your assigned pen(s). Individual pens cannot be guaranteed for pigs with different feeding plans. Please use wash racks or other means to feed hogs individually if desired.

**CLEANING:** Swine pens may be cleaned during or immediately after loading out has started on Sunday. Pens are to be free of bedding and manure for final inspection on Monday.

**PEN PINS AND PANELS: DO NOT remove pins or panels to make pens larger.**

Hogs must remain until the fair release time, failure to remain will result in premiums being withheld from exhibitors.

**BEDDING:** Woodchips are to be used. No straw.



**Diode**  
TECHNOLOGIES

RESIDENTIAL &  
COMMERCIAL

diodetech.net  
402.793.5124

Access Control  
Audio/Video  
Data Cabling  
Security  
Surveillance  
Smart Home




Office: (402) 629-4241  
FAX: (402) 629-4259  
800-365-2256

Western Gold Feeds

Akey  
Formulated  
Feeds

309 Main St. — Box 128  
Milligan, NE 68406



**Dr. Nick Dierks**

Phone: 826-4302  
130 East 13th  
Crete NE 68333

www.precisiondentalcrete.com



**WEAVER-REPAIR**  
CENTER, INC.  
PIVOTS

402-759-4003 GENEVA, NE

HEAVY TRUCK • TRAILER • FARM EQUIPMENT REPAIR  
ELECTRIC PIVOT PARTS & SERVICE • ENGINE SALES • WELDING



**Countryside  
Veterinary Clinic**

3030 Industrial Drive  
Fairbury, NE 68352  
**(402) 729-2204**  
www.wintervets.com

Larry A. Winter, D.V.M.  
Janet L. Winter, D.V.M.  
Jonathan Winter, D.V.M.

### **USE OF TUBE WATERS IN SWINE BARN**

Tube waterers are highly discouraged as this water can become very hot when allowed to sit in the tube which may lead to the pig(s) not drinking the needed amount of daily water. These types of waterers may drip causing wet bedding which may draw flies and other insects into the barn. Exhibitors are encouraged to keep bedding dry and utilize wash racks for feeding or watering with less wet bedding drawing flies in the barn.

**WASH RACKS:** Wash racks are limited, exhibitors are asked to kindly limit usage to thirty (30) minutes, allowing all exhibitors time to wash and cool their pigs

### **SHOWMANSHIP DIVISIONS: MUST PRE-ENTER**

**Senior** - (age 14 & older as of Jan. 1 of the current year)

**Intermediate** - (age 11 to 13 as of Jan. 1 of the current year)

**Junior** - (age 8-11 as of Jan 1 of the current year)

**4-H Clover Kids** - enrolled 4-H Clover Kids ages 5-7 as of Jan. 1 who have their own swine project and non-enrolled youth borrowing a swine for showmanship only.

The Overall Showmanship Division will also include the winners of the Senior, Intermediate, and Junior division.

### **SHOWMANSHIP TIME**

The showmanship competition will be held at the beginning of the show. Senior showmanship will be first followed by Juniors, and Overall. 4-H Clover Kid showmanship will follow overall showmanship.

**SHOW ORDER:** Showmanship, Lottery Gilts, Market Gilts, Lottery Barrows, Market Barrows, followed by Pen of 4.

### **THIS IS A BLOW & GO SHOW.**

### **GROOMING:**

Swine (showmanship and market) will be shown Blow & Go. Animals may be clipped, blown, brushed or combed to enhance their appearance. All animals will be shown free of any adhesive, glue, paint, or powder products. Any compounds that have adhesive qualities that when applied cannot be combed or brushed through or alter the color of the animal are forbidden. Alcohol, water, oil, foam or any water or alcohol-based products with no adhesives or glue qualities, or artificial colorings are permitted. Any animal found to have prohibited products applied (adhesive, glue, paint, or powder products) will be disqualified from competition. Any premiums (physical or monetary) will be forfeited, and no refunds will be made.

**SUBSTITUTE SHOWMAN:** See General Rules

### **LIVE SHOW DIVISIONS:**

The live show will start after the showmanship competition is completed.

**DIVISIONS:** Gilts and Barrows will be divided into two weight divisions each (Lightweight and Heavy weight). Class weight breaks are determined at the discretion of the Superintendents and Extension staff. Lottery pigs will be separate divisions and live division winners are eligible for live championships of the gilts and barrow divisions.

**CLASSES:** All market hogs will be shown by weight classes determined by the weight at the Wednesday weigh-in in the following order. Lottery Pigs will be their own class based on sex/weight.

### **GILTS**

1. Lottery Gilt

16. Market Gilt

### **BARROWS**

9. Lottery Barrow


17. Market Barrow

**ANIMALS IN SAME WEIGHT CLASS:** If a single exhibitor has two animals in the same weight class, they can declare to show one in the next higher weight class. Exhibitors or parents should report this change to the show clerk before showmanship classes are completed, the morning of the show. If moving an animal results in an exhibitor now having two entries in the higher class the exhibitor cannot move one from this class.

**CLUB PEN OF 4 MARKET HOG ENTRIES:** Any club or chapter is eligible to compete, a minimum of 3 owners per entry. Pre-entry is **REQUIRED AND MUST BE MADE AT THE ANNOUNCERS STAND PRIOR TO THE BEGINNING OF THE SWINE SHOW.** Entries are limited to 2 pens per club or chapter. (No premiums- trophies only)

**An award will not be awarded in classes where the single entry receives a Blue ribbon. The entry must receive a purple for an award to be given.**

PREMIUM CODE 2





**KLEINE REPAIR**  
**311 E Sumner**  
**Western, NE 68464**  
**(402) 433-2282**  
**Owner: Shawn Kleine**



**AUTOMOTIVE REPAIR**



**The Avionics Place, LLC**  
 Justin M. Haack  
 3301 N 6th Street  
 Beatrice, NE 68310  
 Direct To : KBIE  
 Phone: 402-710-0128  
 Email:  
[justin@theavionicsplace.com](mailto:justin@theavionicsplace.com)



 402-450-3199 | 402-946-2129  
 [SalineCountyMuseum@gmail.com](mailto:SalineCountyMuseum@gmail.com)  
 SalineMuseum  
 1445 State Hwy 33  
 Dorchester, NE 68343  
 **Nov-Apr** Wed & Sat | 1-4PM  
 **May-Oct** Wed, Sat & Sun | 1-4PM



***Proud to Serve Clatonia  
 & Surrounding Communities***

- Life Insurance
- Major Medical
- Medicare Supp.
- Longterm Care
- IRA's/ & Rollovers
- Cancer Insurance

**Brad Christian**

**Insurance and Investments**

Clatonia, NE Office: (402) 989-4795

**Saline County**

**FAIR**

**Fun for the Whole Herd**



## 4-H CLOVER KID STATIC EXHIBITS

Superintendent: Anita Stougaard



### GENERAL INFORMATION

4-H Clover Kids is a non-competitive 4-H program for children ages 5 to 7 (on January 1 of the current year) who are enrolled in Saline County 4-H as of June 14. Clover Kids is designed to help youth begin exploring and learning about 4-H. We offer several ways for the youth to be involved at the county fair with static and animal showmanship as outlined below in the Clover Kid Sections of the fairbook.

### ENTRY LIMIT

Each Clover Kid participant may enter one entry in each class under the project area. Clover Kids may enter no more than 10 static exhibits.

### ENTRY PROCESS

Entries are made online in fair entry system by June 14. See 4-H newsletter for more information.

### STATIC EXHIBITS

All static exhibits entered by Clover Kids will receive participation (rainbow) ribbons. These entries are identified in the 4-H entries in the exhibit hall by their green entry tags.

### PREMIUMS

A \$1.00 premium (with a \$10 maximum premium). A check will be mailed to the exhibitor once the 4-H Staff and Saline County Ag. Society have time to issue the checks.

No Clover Kids exhibits are eligible for state fair. A (+) indicates these classes are county only exhibits.

**A. Food and Nutrition** - i.e., baked cookies/bars, no bake cookie/bars

1. **+Non oatmeal bar/cookie**
2. **+Oatmeal bar/cookie**
3. **+Decorated cupcakes or cookies**
4. **+Trail Mix**
5. **+Food Gift** - prepare a food item that you would give to someone as a gift and package it creatively. Entry must consist of a baked food item.
6. **+Dried Fruits, Vegetables or Fruit Leather (display in Ziplock bag)**
7. **+Other Food and Nutrition Exhibit**

**B. Expressive Arts** - i.e., paper designs, painted, clay, photography, creative writing, etc.

1. **+Painting or drawing** - of any subject using any medium
2. **+Ceramic Mug or other ceramic item** - decorated, painted, etc.
3. **+Photo Story Display** - an entry will consist of a series of three 4"x6" photos taken by member which tell a story and should have a photographic introduction, a body, and a conclusion, all done with photos.

In classes 4+ to 7+ - photos should be mounted on white or black posterboard with a 1" border around all sides. Both 5"x7" or 8"x10" are acceptable.

4. **+Photo of an Animal**
5. **+Photo of a Person**
6. **+My Favorite Photo**
7. **+My Best Selfie**
8. **+Collage** - any size
9. **+Original Poem or Story Written by the Clover Kid (Not published poems or stories allowed). Display in a clear sheet protector.**
10. **+Other Expressive Arts Exhibit**
11. **+Other Expressive Arts Exhibit**

**C. Safety** - i.e., display/poster on fire, bicycle, swimming etc. safety

1. **+Safety Poster** - any safety topic
2. **+Home Fire Escape Plan Poster or Display** - <https://www.nfpa.org/education-and-research/home-fire-safety/escape-planning>
3. **+Other Safety Exhibit**

**D. Science and Technology** - i.e., folded paper airplane, craft rocket (not able to launch), Lego, Knex, Lincoln Logs, etc.

1. **+Rocket**
2. **+Lego/Knex**
3. **+ Astronomy Exhibit** - poster or display
4. **+Other Science and Technology Project**

**E. Outdoor Discovery** - i.e., Pine Cone bird feeder, homemade bird bath/bird feeder, stepping stone, etc.

1. **+Bird Bath**
2. **+ Bird House**
3. **+ Bird Feeder**
4. **+Stepping Stone**
5. **+ Wildlife Collage**
7. **+ Geology Exhibit** - poster or display (collection of rocks, fossils, or minerals). Please label each item in your display.
8. **+Other Outdoor Discovery**



**F. A Space for Me** - i.e., storage box, no-sew pillow, decorated laundry bag, recycling box, decorated picture frame, wall hanging etc.)

1. **+Picture Frame - Decorated**
2. **+Decorated Storage Container**
3. **+ No Sew Pillow or Blanket (Tied pillow or Blanket)**
4. **+ Home Décor Item Made by Clover Kid**
5. **+ Other A Space for Me Exhibit**
6. **+ Other A Space for Me Exhibit**

**G. Textiles** - i.e., knitting and crochet projects, sewing, Beyond the Needle project (embellished garment or accessory)

1. **+Tie Dyed or Embellished T-shirt**
2. **+Decorated accessory – shoes, bag, etc.**
3. **+Decorated Pillowcase**
4. **+ Decorated Totebag**
5. **+ Sewn pillow, bag, etc.**
6. **+Other Textiles Exhibit**
7. **+Other Textile Exhibit**

**H. Fashion Show - Clover Kids (limited to one entry).**

Must participate in the Public County Fair Fashion Show.

A brief written narrative will be required so it can be read while you model during the public fashion show. You will be emailed this information after your entry is submitted online.

1. **+Fashion Show Entry (model decorated garment or accessory)**
2. **+Fashion Show Entry (model sewn garment)**
3. **+Fashion Show Entry (model purchased garment)**

**I. Plants** - i.e., vegetable exhibits, flower exhibits, etc.

1. **+Flower** – cut flower exhibit 5 stems
2. **+Vegetable** – vegetable exhibit – 3 tomatoes, etc.
3. **+Afterschool Clover Kids Project**
4. **+Cut Flower Arrangement in Vase** (flowers from your garden/yard).
5. **+Miniature Garden or Fairy Garden**
6. **+Other Plant Exhibit**
7. **+Other Plant Exhibit**

**J. Making Cents of It, Community Service, Leadership and Personal Development**

1. **+State Quarter** - color our state quarter located at the website: <https://go.unl.edu/nestatequarter>. Display in clear sheet protector.
2. **+Bank** - make a decorated bank (see page 28 of the Making Cents of It Manual manual): <https://go.unl.edu/makeabank>
3. **+Wants & Needs Poster** - make a wants/needs poster (11" x 17").
4. **+Community Service Poster** - poster should be 14" x 22" (horizontal or landscape). Use photos and captions to depict your community service project(s). Example: poster showing how you helped a neighbor, your grandparents, etc. Could be raking the yard, helping with household chores, etc.
5. **+ Community Service Item** - example: dog or cat treats made for animal shelter, dog or cat bed made for animal shelter, tied blanket for foster care or hospital, care packages, etc.

**6. +Leadership Poster** - use photos and captions to depict how you are a leader or how you are developing your leadership. Examples: helping a younger sibling, are you a leader in school, do you do a demonstration in your 4-H club

**K. Miscellaneous** - i.e., collage of careers they would like to learn about, family tree, any exhibit that does not fit other specified areas, etc.


1. **+Other Miscellaneous Exhibit**
2. **+Other Miscellaneous Exhibit**

Chuck Uher 402-821-2127



224 W 4th Street • PO Box 703 • Wilber, NE 68465  
chuck41autoparts@gmail.com

**FAIRBURY LIVESTOCK CO.**



P.O. Box 401  
Fairbury, NE 68352  
Phone 402-729-3341

LARRY JUNKER, Owner  
402-300-1141

Cattle Sale - Tuesday - 12:00 p.m.



**AMERICAN FAMILY  
INSURANCE**®

**Angie Murray-Pate  
& Associates, LLC**

**Crete, NE 68333  
Bus: (402) 826-4244**

## **4-H CLOVER KID ANIMAL EXHIBITS**

### **Superintendent: Extension Office**

#### **GENERAL INFORMATION**

Youth ages 5-7 as of Jan. 1 of the current year who are officially enrolled in Saline County 4-H as of June 14 of the current year are eligible to enter and exhibit size-appropriate animals if all requirements of identification and entry are completed.

#### **ENTRY LIMIT FOR LARGE ANIMALS**

4-H Clover Kids may enter a maximum of TWO animals in the 4-H Clover Kid Division from the following areas: bucket calf, goat, sheep, or swine. However, the Clover Kid can only enter ONE in EACH area. Example: the Clover Kid can enter ONE bucket calf and ONE goat or; ONE swine and ONE sheep, etc.

#### **CLASS LIMIT FOR LARGE ANIMALS**

A Clover Kid may enter ONE animal per class with a maximum of TWO total animal entries TOTAL from the following species: bucket calves, goat, sheep, or swine.

#### **ENTRY AND CLASS LIMIT FOR SMALL ANIMALS**

A 4-H Clover Kids may enter a maximum of ONE animal in the 4-H Clover Kid Division from the following areas: poultry or rabbit. Example: the Clover Kid can enter ONE rabbit and ONE poultry. Clover Kids can enter ONE dozen eggs as well which does not count toward the two entry limit. Other entries should be entered in Open Class Division.

#### **WEIGHT OF CLOVER KID ANIMALS**

For safety reasons and adhering Nebraska 4-H policy for Clover Kids, Clover Kid animals must weigh less than 350 lbs at check-in time. All Clover Kid animals will be weighed. If the animal is over 350 lbs, the youth will not be allowed to exhibit the animal. **NO EXCEPTIONS.** See Nebraska 4-H Handbook Section 16.1.3 Animal Exhibits for Clover Kids at <https://4h.unl.edu/policy-handbook/section-16>

#### **ANIMAL DATE OF BIRTH**

Clover Kid animals should be born after Jan. 1 of current year

#### **CLOVER KID LIVE ANIMAL SHOW STRUCTURE**

All Clover Kid LIVE animal entries will exhibit their animal at the end of each respective 4-H animal show in a "CLOVER KID" division. Please refer to the individual 4-H animal show program and sections in this fairbook.

#### **ANIMAL GROOMING**

Blow and Go rules apply to Clover Kid animal entries well where animal grooming is concerned. See Beef section for Blow and Go rules.

Clover Kids must complete and return to the Extension Office by June 14 the appropriate animal identification forms. Forms can be picked up at the Extension Office or downloaded at: <https://go.unl.edu/animalidentification>

#### **EAR TAGS AND SCRAPIE TAGS**

Refer to the animal identification information for the appropriate type of tag identification your entry requires at: <https://go.unl.edu/animalidentification>

#### **YQCA TRAINING**

Clover Kids are NOT required to complete YQCA training.

#### **SHOW ATTIRE**

4-H Clover Kids are asked to wear the official grey 4-H show shirt. Orders must be submitted to the Extension Office by May 15 of the current year. We do not keep an inventory on hand, you must pre-order. A dark wash jean is to be worn with no rips or holes and appropriate shoes. No sandals or open-toed shoes are allowed.

#### **ENTRY PROCEDURE**

All Clover Kid animal and showmanship entries must be pre-entered into the online fair entry program – <https://salineco.fairwire.com>

**FAILURE TO PRE-ENTER WILL RESULT IN THE CLOVER KID NOT BEING ABLE TO EXHIBIT THEIR ANIMAL(S) IN ENROLLED CLOVER KID CLASSES.**

#### **STALLING**

Clover Kid Animals are to be stalled the ENTIRE duration of the fair and remain stalled until Sunday release time.

#### **CHECK-IN AND WEIGH-IN**

Clover Kid Animals will follow the same in-place/check-in and weigh-in schedule as the 4-H/FFA exhibitors found on the schedule in the fairbook.

#### **RIBBONS AND PREMIUMS**

All Clover Kid live animal entries will receive participation ribbons ONLY.

#### **LIVE ANIMAL CLASSES**

1. +Swine
2. +Bucket Calf
3. +Sheep (Market)
4. +Sheep (Breeding)
5. +Goat (Market)
6. +Goat (Breeding)
7. +Poultry
8. +Rabbit



## STATIC ANIMAL EXHIBIT

### CLASS

**15. +Animal Science Exhibit** - poster or display on animals, care of an animal, feeding exhibit, etc. This exhibit will be checked in the Clover Kid area during static entry check-in times.

## CLOVER KID SHOWMANSHIP

**Enrolled 4-H Clover Kids (ages 5-7 as of Jan. 1) who have identified and entered animals** will have the opportunity to also participate in a Showmanship class. Showmanship is different than the live class. This Showmanship class is non-competitive exhibition that gives the youth the chance to show their animal(s) and talk to the judge about them. The opportunity to experience showing an animal should be used as an introduction to the 4-H animal science program, and not forced upon the youth.

Enrolled 4-H Clover Kids (ages 5-7 as of Jan. 1) who **DO NOT** have their own identified and entered animal can borrow/use an animal **already at the fair** to participate in 4-H Clover Kid Showmanship. Bucket calves, goats, sheep or swine are not to be brought to the fairgrounds for the purposes of Clover Kid Showmanship only. Clover Kid exhibitors of cats, dogs, or small animals can bring in ONE of these species the day of the show and return home after the show.

## CLOVER KID SHOWMANSHIP ENTRY LIMIT

Youth are limited to the number of species they participate in for Clover Kid Showmanship (**one per species/class**) (i.e., **one swine, one bucket calf, etc.**) **YOUTH MAY ONLY ENTER TWO CLOVER KID SHOWMANSHIP CLASSES.**

## ANIMAL HANDLING

Training and knowledge of the animal, animal handling, and care should be considered. If you as a parent do not think your Clover Kid can exhibit the animal in a manner that is safe for the youth and other exhibitors, it is best to not bring the animal to the fair.

## ENTRY PROCEDURE

If you are an enrolled Clover Kid in Saline County 4-H and are planning to participate in Clover Kid Showmanship with your own animal already at the fair, pre-entry is **REQUIRED** by the June 14 deadline. You will use the designated online entry website. Youth ages 5-7 as of Jan. 1 of the current year who will be borrowing an animal already at the fair for Clover Kid Showmanship will need to sign up at the announcer's stand prior to the beginning of each respective show.

## 4-H CLOVER KID BUCKET CALVES

Youth ages 5-7 as of Jan. 1 who have identified and entered a Bucket Calf should note the following: these calves should be raised on a bucket or bottle. Suckling from a cow should not exceed 1-2 weeks. Introducing and eventually changed over to a solid protein diet. **It is highly discouraged to pull a calf from a cow to have a bucket calf project.** Bucket calves should be orphaned calves or calves for some reason cannot be adequately cared for by the cow.

## CLOVER KID SHOWMANSHIP TIMES

**CHANGE FOR 2024** – Clover Kid Showmanship will not be one evening. Beginning in 2024, Clover Kids with their own entered and identified animal and Clover Kids who are borrowing an animal already at the fair will have a Clover Kids Showmanship class following the showmanship age divisions of each species during the 4-H/FFA shows. Ex: Clover Kids with bucket calves will participate in showmanship during the beef show; Clover Kids with swine will participate in showmanship during the swine show, etc.

## CLASSES

**L. Small Animal** - showmanship includes dog, rabbit, poultry, household pets (guinea pigs, snakes, amphibians, etc.), and cats will be offered in the 4-H Exhibition building at 5 p.m.

1. +Cat
2. +Dog
3. +Small Animal
4. +Poultry
5. +Rabbit

**M. Large Animal** - showmanship includes bucket calves, sheep, goats, and swine (**ONLY** animals under the weight of 350 lbs may be entered for Clover Kid Showmanship for safety reasons).

6. +Bucket Calf
7. +Goat
8. +Sheep
9. +Swine



The poster for the Saline County Fair Kid Zone features a yellow background with colorful bunting at the top. The text 'Saline County Fair' is written in a cursive font, and 'KID ZONE' is in large, bold, red letters. Below this, it says 'A PLACE FOR LEARNING & FUN FOR CHILDREN UNDER THE AGE OF 10 DURING THE FAIR!' and 'JULY 18-20'. The bottom of the poster shows illustrations of a brown horse, a white chicken, and two orange chicks. At the very bottom, there is a brown banner with white text: 'A FUN SPACE FOR ANIMAL, FOOD, AND AG SCIENCE RELATED CURRICULUM.'

Please do not leave your children unattended in the Kid Zone. Parents will be asked to leave your contact information should your children not have parental supervision.

Adult & teen volunteers are needed in the kid's zone. Interested volunteers should contact Ingrid Lindal at 402-821-2151 or ilindalchavarria2@unl.edu. Hours of operation are 3-6 pm on Thursday; 2-7 pm on Friday & 1-7 pm on Saturday of the Saline County Fair.



## 4-H ARCHERY CONTEST

Superintendents: Gabe Sand and Joey Lorenz

Date: Sunday, August 13 at 1:30 pm

### REGISTRATION TIME

Registration for the 4-H Archery Contest will begin at 1 pm.

### LOCATION

The shoot will be held in the Lake Bed Area.

### AGE DIVISIONS

Junior: 8-10 years old as of Jan. 1 of the current year.  
Senior: 12-18 years old as of Jan. 1 of the current year.

### PROPER ATTIRE

We urge contestants to dress conservatively (no halter or spaghetti strap tops). No clogs/flip flops or open-toed shoes allowed.

### SAFETY

Safety is of highest priority before, during, and after the archery shoot-off competition. Any archer not exhibiting proper shooting safety will be notified not to shoot. The decision of tournament officials, and range officials will be final.

### COMPETITION RULES

- 1) Each archer will shoot two (2) arrows at a 3-D animal target. Multiple targets will be shot at with a rotation after each station.
- 2) Scoring will be 10 points (kill zone), 8 points (vitals zone), 5 points (wounding zone), or as marked on target.
- 3) Ties will be broken with a shoot off set by range officials.
- 4) Junior archers will shoot from a distance of 5 to 20 yards. Senior archers will shoot from a distance of 10 to 80 yards. Archer age brackets: Junior 8-11 years; Senior 12-18 years.
- 5) Female and male archers will shoot together in the same age classes.
- 6) Equipment categories  
Recurve bows; may use sights, releases, and stabilizers. Shoot with fingers, tabs, or gloves.  
Compound Unlimited bows, may use sights, releases, or gloves.
- 7) Equipment requirements and restrictions:
  - a) Each participant should bring their own arrows and equipment. (Please don't share arrows.)
  - b) Archer must have at least 2 back-up arrows (4 total); all being same shaft material, tips (no hunting tips), length, and fletching material. Plastic or feather fletching all the same size can be used with different color mixes.

### CLASSES

1. Recurve - Junior Division (ages 8-11)
2. Recurve - Senior Division (ages 12-18)
3. Compound Bow (Unlimited) - Jr. Division (ages 8-11)
4. Compound Bow (Unlimited) - Sr. Division (ages 12-18)

### AWARDS AVAILABLE

Gold, Silver, and Bronze Medals will be presented.

PREMIUM CODE 13

### OPEN CLASS ADULT ARCHERY SHOOT

See Open Class Adult Archery Shoot in the back section of this fairbook.



Like us on!! @Kramer Bar & Grill


11365W Kramer St., Crete NE 68333  
Ph/Fax: 402-826-5284

Bar Hours	Kitchen Hours
Mon 10 am -1 am	lunch Mon-Sat
Tues-Sat 10am-1 a m	11 am-1:30 pm
Sun 1 p m-Close	Evening Mon-Sat
	5 pm-9 pm
	Sun 3 pm-8 pm

*Open 7 days a week.*

*Weekly lunch and evening food specials.*

*A short drive from Crete!*

**DOWNTOWN**   
**FAMILY VISION**

Nicole Morrissey, O.D., FCOVD  
dfvision@downtownfamilyvision.com  
(402) 821-2008  
220 W. 3rd St., Wilber, NE 68465



Come see us at: [www.novakauctionservice.com](http://www.novakauctionservice.com)

<p><b>Col. Darryl Novak</b> Auctioneer/Real Estate Salesperson Mobile: (402) 641-7213</p>	<p><b>Col. Troy Novak</b> Auctioneer/Real Estate Salesperson Mobile: (402) 641-1526</p>
---	---

  
E-mail: [novakauctionservice@windstream.net](mailto:novakauctionservice@windstream.net)



**4-H ATV DRIVING CONTEST**  
**Superintendent: Eric Stehlik**  
**Date: Monday, July 15 at 1 pm**



*\*\*\*Participants are encouraged to be enrolled in the ATV 4-H Project, but not required.*

**REGISTRATION TIME**

4-H members will register onsite at the contest.

**LOCATION**

The ATV Driving Contest will be near the rodeo arena.

**PROPER ATTIRE AND SAFETY**

Participants are asked to bring a safety helmet.

Helmets will be provided if you do not have one. Participants are to wear proper riding attire (i.e. long pants, long sleeved shirt, goggles, gloves, and boots). Improper attire will affect your score.

**AGE DIVISIONS**

**Senior** - (ages 12-18) as of Jan. 1 of the current year.

**Junior** - (ages 10-11) as of Jan. 1 of the current year.

**COMPETITION RULES**

The competition will consist of:

- 1) a written safety test
- 2) a driving course test.

Scores will be totaled together to determine the winners. Tie Breaker is the highest Riding score.

**AWARDS AVAILABLE:**

Champion Senior ATV Driver  
 Champion Junior ATV Driver

PREMIUM CODE 13



**4-H BB GUN SHOOTING CONTEST**  
**Superintendent: John Juricek, Sr.**  
**Date: Monday, July 15 at 2 pm**



**REGISTRATION TIME**

4-H members will register at the BB Gun Shooting Contest.

**LOCATION**

The BB Gun Shooting Contest will be held on. at the Izaak Walton Cabin.

**PARTICIPATION RELEASE**

A release form must be signed by a parent (or custodial guardian) and submitted at the time of registration. No parental signature, no participation.

**CONTEST SCHEDULE**

- 1) a safety meeting will be held at 4 p.m. followed by a safety test.
- 2) all contestants must attend the safety meeting to participate in the contest.
- 3) one sitting target: 5 shots; one standing target: 5 shots.

**DO NOT BRING YOUR BB GUNS**

BB guns are provided.

**AGE DIVISIONS: Age is as of Jan. 1 of the current year.**

**8 year olds**

**9 year olds**

**10 year olds**

**11 year olds**

**Open Youth** (8-11 not enrolled in 4-H)

**Teams**

will consist of 3-4 members any age, 8-11, a non 4-H member will make the team ineligible for trophies).

**NON-4-H MEMBER PARTICIPATION**

Non-4-Hers and out of county 4-Hers (ages 8-11) may participate but are not eligible for trophies or premiums, ribbons only will be awarded.

**AWARDS AVAILABLE:**

Champion 8 Year Old  
 Champion 9 Year Old  
 Champion 10 Year Old  
 Champion 11 Year Old  
 Champion BB Gun Team

PREMIUM CODE 14



**CRETE**  
 MACHINE, INC.  
 SERVICES FOR INDUSTRY

**JIM BAUSTERT**  
 OWNER/OPERATOR

---

P.O. Box 302 • 1830 West 12th Street • Crete, NE 68333  
 Business: (402) 826-2174 • Fax: (402) 826-2042  
 cm90533@windstream.net



## 4-H COMMUNICATIONS CONTEST

**Contest is held pre-fair.**



The 4-H Public Speaking Contest is held in the March-April time frame, but because it is a 4-H contest, premiums will be provided for participants with their County Fair premiums.

### DATE AND TIME

The date and time to be announced in the 4-H newsletter.

### PRE-REGISTRATION REQUIRED

4-H members must pre-register. Registration details will be in the 4-H newsletter.

### AGE DIVISIONS

**Clover Kids** - ages 5-7 as of Jan. 1 of the current year.

**Novice** - any youth ages 5 to 10 as of Jan. 1 of the current year who has not participated in this contest before.

**Junior** - ages 8-10 as of Jan. 1 of the current year

**Intermediate** - ages 11-13 as of Jan. 1 of the current year

**Senior** - ages 14-18 as of Jan. 1 of the current year

### CONTEST DIVISIONS

**Clover Kids & Novice** - Recite a poem, short story or prepared speech

**Prepared Speech**

**Public Service Announcement (PSA)**

**Illustrated Presentation**

**Impromptu Speech**

**Video Communication**

### CONTEST GUIDELINES AND RULES

<https://4h.unl.edu/premier-communication-event-contests>

### AWARDS AVAILABLE:

Champion and Reserve 4-H Communications Contest Entry

PREMIUM CODE 7

## 4-H CLUB EXHIBIT CONTEST

### GENERAL INFORMATION

This is an exhibit of original design to share the fair theme, promote 4-H or the diversity of your club projects, or other appropriate design.

Clubs will provide all materials, and the exhibit should be able to withstand normal summer elements should it need to be displayed outdoors.

Set-up is the responsibility of the club and should be set-up by 8 pm on Sunday, July 16. Clean-up and removal is also the responsibility of the club on before 4 p.m. on Sunday at the conclusion of the fair.

### PRE-ENTRY IS REQUIRED

The 4-H Club Leader should pre-register the exhibit online in the fair entry site as a club exhibit so a location can be assigned for your display.

### CLASSES

**1. +Flower Box/Planter** - add some color to the fairgrounds with a larger size flower box/planter (3'x3'x3'), complete with a colorful and creative mix of annual plants. A forklift can be available to unload and place the flower box. Using a pallet for the base of the flower box will assist movement.

**2. +Club Display** - see above guidelines create your own club exhibit

**3. +Fair Theme Club Exhibit** - exhibit must depict the current year's fair theme

PREMIUM CODE 19

**A+**

**Al's AutoBody & Restorations**  
**Now including Semi Truck Repair**  
**Owner Alan Pecka**

**Quality  
Work  
at the  
Right  
Price**

1030 County Rd. 2100, Crete, NE 68333

**Hours: Mon.-Fri. 8am-5pm**  
**Sat. 9am-1pm**


Shop (402) 826-5722 - Fax (402) 826-5757

ASE Certified and I-CAR Certified





**LIVESTOCK JUDGING CONTEST**  
**Date: Thursday, July 17 at 1:30 pm**



**LOCATION:** Show Arena

**REGISTRATION**

4-H members and FFA members will register at the contest. Registration will begin at 1 pm.

**ELIGIBILITY**

Participants do not need to be enrolled in a livestock project to participate. 4-H members and FFA members who meet the FFA age eligibility requirements and are listed as an FFA member on your FFA Chapters roster.

Non 4-H'ers or out of or out of county 4-H'ers may participate but are not eligible to awards or premiums.

**AGE DIVISIONS**

Junior - ages 8 to 13 years as of Jan. 1, 2024  
 Senior - ages 14-18 years as of Jan. 1, 2024

**Adult Individual** (no ribbons or awards given)

TEAMS - team will consist of 3 or 4 judges; the top three scores will be used. Juniors may compete on a Senior team but not vice versa.

**TEAMS**

**Junior Teams and Senior Team**

Premiums will be awarded to all Junior and Senior youth in Saline County 4-H and FFA programs.

**AWARDS AVAILABLE:**

Top Junior Division Individual  
 Top Senior Individual  
 Top Junior and Senior Teams

PREMIUM CODE 14



**4-H TABLE FOR TWO - RECIPE REVIEW CONTEST**  
**Date: Tuesday, July 16 at 3 pm**



**LOCATION**

4-H Exhibit Building.

**PRE-REGISTRATION REQUIRED**

4-H members must pre-register. Registration details will be in the 4-H newsletter.

**GENERAL INFORMATION**

See Table for Two-Recipe Review Contest Guidelines at: <https://go.unl.edu/recipe-review-table-for-2-contest>

**Rules:** The 4-H member picks the occasion/theme for their table setting (picnic, formal dinner birthday, holiday party, etc.) and plans the entire menu.

They prepare ONE of the menu foods. You must bring the recipe for your featured food. Recipe can be printed or typed on a recipe card appropriate for the length of the recipe. Your entry must also include the entire menu for the occasion.

A table centerpiece is encouraged but not required. A table is set for one with plates, dishes, glasses, eating food, and menu included at the setting.

All edible items must be home-made specifically for this exhibit. Food items may not come from another food exhibit already entered at the fair and cannot pre-made/purchased. (Example: Decorated cookies cannot come from any Decorated Foods entry or cookies purchased from the store.) Exhibits will be judged on three parts: the food prepared, the table setting, and the menu selected. Crystal, china, and silver may be removed following ribbon placing.

4-H'er provides their own sturdy standard-size square card table, dishes, silverware, and table linens for one person, plus a centerpiece.

**IMPORTANT:** For hot or cold foods, the contestant is RESPONSIBLE for keeping the foods at the appropriate serving temperature. If needed, food can be kept warm or cold in the exhibit building kitchen for a brief time before the contest begins.

Judges will select ONE winner from the county contest.

**CONTINUED ON NEXT PAGE**

## 4-H TABLE FOR TWO - RECIPE REVIEW CONTEST CONTINUED

Clover Kids will receive a participation ribbon only. The same rules will for the Clover Kid division with the exception, that they must choose ONE food for the occasion and menu from the following list which are self-stable foods: cookie, muffin, bars, brownies, chex or trail mix, cupcake or other baked or decorated item.

One overall winner from Junior and Senior divisions will be selected. The top 3 entries will be asked to keep their display set up for the public until the release time for all exhibits. No food items will be displayed on the top 3 tables. All other contestants will be asked to take their tables, etc. home after the contest. If space allows, we will ask all contestants to display their table setting for the entire fair.

### AWARD AVAILABLE:

Champion 4-H Table for Two - Recipe Review Contest Entry

PREMIUM CODE 7

1. +Senior (ages 14-18 as of Jan. 1)
2. +Junior (ages 8-13 as of Jan. 1)
3. + Clover Kids (ages 5-7 as of Jan. 1)



## TRACTOR OPERATIONS DRIVING CONTEST

**Superintendents: Mike Nohavec, Neal Pavlish & Darren Meinke**

**Date: Monday, July 15 at 11 am**

**LOCATION:** Near the Rodeo Arena

### REGISTRATION TIME

4-H members will register at the contest.

### PROPER ATTIRE

We urge contestants to dress conservatively (no halter or spaghetti strap tops). No clogs/flip flops or open toed shoes allowed.

### CONTESTANT ELIGIBILITY

Open to 4-H'ers and FFA members as they meet the following age requirements. FFA members must meet FFA age eligibility requirements and be listed as a member on your FFA Chapters roster.

### CLASSES

**Senior** - ages 14 & older as of Jan. 1, 2024

**Junior** - ages 10-13 as of Jan. 1, 2024

### RULES

This contest will be conducted by the rules set forth in the Nebraska 4-H Tractor Operators Contest Circular, EC-7-5-77.

### QUESTIONS:

Inquiries may be made to the Extension Office.

### AWARDS AVAILABLE:

Champion Senior Tractor Driving  
Champion Junior Tractor Driving

PREMIUM CODE 19



### AMANDA NOHAVEC PHOTOGRAPHY

MATERNITY | NEWBORNS | MILESTONES  
SENIORS | FAMILIES

[www.amandanohavecphotography.com](http://www.amandanohavecphotography.com)  
[amanda.nohavec@gmail.com](mailto:amanda.nohavec@gmail.com)

CRETE, NE | 402.480.0314



**4-H TRAPSHOOTING CONTEST**  
**Superintendent: Guy Svec & Michael Scholz**  
**Date: Monday, July 15 at 5:30 pm**



**LOCATION**

Crete Izaak Walton Cabin/Range at Tuxedo Park

**REGISTRATION**

Registrations will begin at 5:00 pm

**ELIGIBILITY AND REQUIREMENTS**

Shooters must have completed a Hunter Safety Course before they are eligible and be enrolled in the 4-H Shooting Sports Shotgun project in Saline County. Those not enrolled in the 4-H project will be allowed to compete in the Open Class division.

**PROPER ATTIRE**

We urge contestants to dress conservatively (no halter or spaghetti strap tops). No clogs/flip flops or open toed shoes allowed in the youth shoot.

Approved eye and ear protection are required to be worn by all shooters while shooting at Saline County 4-H and Open Class Trapshoots. Any shooter observed not wearing eye and/or ear protection will be informed to get eye and/or ear protection or be removed from competition until eye and/or ear protection is secured.

**ENTRY FEE:** Blue rock fees will be collected and subject to the Izaak Walton Club policy.

**QUESTIONS:** Inquires should be made to Guy Svec at 402-821-8087 or Michael Scholz.

**AGE DIVISIONS**

**Senior** - ages 17 and up as of Jan. 1 of the current year

**Junior** - ages 15-16 as of the Jan. 1 of the current year

**Sub Junior** - ages 12-14 years as of the Jan. 1 of the current year

Trophies will be awarded to the winner of each division. Medals will be awarded to 2nd, 3rd, and 4th place in each division.

Awards are presented shortly after the contest is completed, must be present to receive awards.

**AWARDS AVAILABLE:**

- Champion Senior Trapshoot
- Champion Junior Trapshoot
- Champion Sub Junior Trapshoot
- 2nd, 3rd, and 4th places receive Medals
- Overall Top Female Shooter
- Overall Top Male Shooter

PREMIUM CODE 1

**BURDA CONSTRUCTION LLC**  
 For ALL your bobcat service needs!

**ROGER BURDA**

Cutting & piling trees, tree shredding  
 stump spraying, dirt moving  
 & general construction, etc.  
 1353 County Rd M, Wilber  
 (402) 821-2065 Home/Fax  
 (402) 239-8131  
[burdaconstructionllc@gmail.com](mailto:burdaconstructionllc@gmail.com)



**SEGNER FARMS LLC**

**GRAIN FARMING  
 CONTRACT HOG FEEDING  
 CUSTOM MANURE PUMPING**

Paul and Deb Segner  
 David and Melissa Segner & Family  
 Darren and Miranda Segner  
 402-947-1195

Phone: (402) 947-7781

*Sharon's*  
**CLIP & CURL**

512 2nd Street  
 Friend, NE

"Featuring The Latest In  
 Cuts, Perms & Color"  
 Sharon Svec, Owner




**Crete  
 Fireman  
 BBQ &  
 Raffle**

**Sat., July 20 at 5 pm**

## 4-H STATIC EXHIBITS GENERAL INFORMATION

All exhibitors must be Saline County 4-H members of the current year and officially enrolled in Saline County by June 14 of the current year.

**PRE-ENTRY:** All 4-H and FFA static exhibits must be pre-entered into the online fair entry program – <https://salineco.fairwire.com> by the stated deadline.

### ENTRY AND RELEASE TIMES

Entries entered and released according to the schedule in this fairbook in addition to the 4-H Newsletter, social media posts, and the Saline County Extension website.

### ENTRY LIMITS

**Entries are limited to one exhibit per class number.** 4-H'ers must be enrolled in the project area to exhibit in that project.

### COUNTY ONLY EXHIBITS

Classes denoted with a "+" sign immediately after the class number are NOT eligible for State Fair!

### STATE FAIR SELECTION PROCESS

All static exhibits **must have received a purple ribbon** at the county fair to advance to the State Fair. The Nebraska State Fair display space has a limited amount of room to display exhibits. For this reason, the State Fair determines the quotas for the number of exhibits that can advance to State Fair judging. In some cases, not all purple ribbon exhibits will be chosen for the State Fair based on the discretion of judge(s).

Youth who are ages 8 or older as of January 1 of the current year can have their exhibits sent to State Fair if the judge so desires and the exhibit receives a purple ribbon. Clover Kid exhibits from your ages 5-7 as of the current year are not eligible for the State Fair.

### 4-H EXHIBITOR REQUIREMENTS

4-H members, their parent/guardian, and club leaders are responsible for reading and following the instructions in the fairbook. Late, incomplete, or incorrect entries may be lowered one ribbon placing, or in some cases, disqualified. Inappropriate exhibits may be removed from public display at the discretion of the Extension staff. You can find all the information required in the beginning sections of the project Department, Division, and Class information.

### SUPPORTING INFORMATION

Not all but many exhibits do require extra supporting information to be included with your exhibit(s) to help define for the judge(s) the intent of your exhibit or the processes you used to create your exhibit. If this supporting information is not attached to your exhibit at fair check-in/judging time, your exhibit will be lowered one ribbon placing.

### INTERVIEW JUDGING OF STATIC EXHIBITS

Interview judging is available for one item/exhibit in each of the following areas: Foods, Home Design & Restoration, Horticulture/Floriculture, Clothing, Photography, and General. Interview judging sign-up schedules will be available in each static entry check-in area. Interviews will be conducted on judging day.

### COUNTY FAIR THEME

The County Fair theme is announced in the 4-H newsletter, the Saline County Extension website, and on social media.

Entries in any department, section, and class related to the theme are welcome. Use your imagination and develop an exhibit that builds enthusiasm for the county fair theme. The Top Theme Award will receive an award at the 4-H award presentation on Thursday evening of the fair.

### USE OF COPYWRITTEN IMAGES

Copyrighted writing, artwork, videos, and images may be used in 4-H educational exhibits under Fair Use for educational purposes of Copyright Law. In order to qualify for fair use, 4-H'ers must: 1) only use a small amount of the copy-written work, 2) add new meaning to the work to make it original, 3) rework it and use it in a totally different way, and 4) use it for nonprofit purposes (not to make money). Giving credit to the original creator is recommended.

### PROJECT RESOURCES AND SCORESHEETS

Educational resources for your projects/exhibits can be found in the project manual which can be obtained at the Extension Office.

Score sheets for State Fair eligible exhibits can be found at: <https://4h.unl.edu/state-fair-static-exhibitor> within each project area. County Fair only exhibits are not available online.

### STATIC AWARD AGE DIVISIONS

Juniors: ages 8-13 as of Jan. 1 of the current year.  
Seniors: ages 14-18 as of Jan. of the current year.







# FLORICULTURE AND HORTICULTURE

## Superintendent: Deb Schwisow



### GENERAL INFORMATION

Horticulture exhibits may only be entered in 4-H, not in FFA.

### ENTRY INFORMATION

All horticulture and floriculture entries must be pre-entered using the fair entry website listed in this fairbook by the stated fair entry deadline.

### ENTRY TAGS

The Extension Office does not print entry tags for horticulture or floriculture exhibits as many times more entry tags are thrown away than used at the fair due to garden exhibit conditions such as weather, temperature, or insects.

Exhibitors need to make their own entry tags using a 4"x6" index card stating your name, town, 4-H age, class number and name of the class. (Ex: John Brown, Beantown, Age: 10, Class 41. Rudbeckia) or download at: <https://go.unl.edu/hortcards> and print on cardstock.

### ENTRY CARD EXAMPLE

Name:	_____
Town:	_____
Age:	_____
Class Number:	_____
Class Name:	_____

### CULTIVAR OR VARIETY NAMES REQUIRED FOR STATE FAIR

Cultivar or variety names will be required for exhibits selected for the State Fair. If cultivar or variety names are not included the exhibit will be lowered one ribbon placing. Cultivar or variety names are not required at county fair, however, including it would be helpful for the judges. Potted plants must also have cultivar/variety names listed.

All entries must receive a purple ribbon at the county fair to advance to the State Fair. Not all purple ribbon exhibits will advance to the State Fair because of State Fair quotas.

Exhibitors whose exhibits were chosen for State Fair will be required to notify the Extension Office by the designated deadline via an online form as to which exhibits they will be exhibiting at the State Fair. It is not the responsibility of the Extension staff or the horticulture/floriculture superintendent to complete incomplete cultivar or variety names.

**INTERVIEW JUDGING:** Interview judging is available. Please read 4-H static exhibit general information on page 56.

**NEW In 2024, State Fair selection has changed. Ex: if an exhibitor is selected for a carrot exhibit, the exhibitor can only enter ONE vegetable exhibit at the State Fair. While the State Fair exhibit does not have to be carrots, it does have to be a vegetable exhibit. The same is true for floriculture exhibits and herbs.**

### FLORICULTURE, EDUCATIONAL EXHIBITS AND HOUSEPLANTS - Division 770

#### EXHIBIT REQUIREMENTS

Exhibits entered under an incorrect class number, or which contain an incorrect number of stems will be dropped one ribbon placing. In classes 23, 45, & 46 do not duplicate entries with the classes or entry will be dropped one ribbon placing. For example: 4-H'ers with two cultivars or varieties of marigolds can only enter the marigold class and cannot enter the other cultivar or variety in any other class.

#### PERENNIAL & ANNUAL FLOWERS DEFINITIONS

A perennial is defined as a plant of which the crown over winters. An annual is a plant that grows from seed each season, whether self-seeded or planted by the gardener. A biennial is a plant that germinates, grows, and overwinters as a crown, blooms the following year, and dies. Foliage will be considered when exhibit is judged. Names of plants must be included on entry cards.

#### FLORICULTURE

Containers will not be judged; however, they should be of adequate size to display blooms and in clear glass container for cut flowers. There shall be no duplications of floriculture classes. Remove all foliage that will be underwater in container. All 3 or 5 stems of cut flowers should be the same cultivar and color, do not mix cultivars and colors. Follow the guidelines in 4H "Preparing Cut Flowers for Exhibits" 4H227 <https://go.unl.edu/preparingcutflowerexhibits22> when preparing entries for the fair. Foliage will be considered when the exhibit is judged.



## EXHIBIT PRESENTATION

Containers are not judged. If selected for the State Fair, your container may not be returned. All Cut Flowers and Biennials should be displayed in clear, glass containers which are appropriate in size for the exhibit for displaying the blooms. Any exhibit not in a clear, glass container will be lowered one ribbon placing. No screw-on plastic lids or screw-on rings/flats with holes poked may be used. To hold flowers in place it is suggested to use tin foil or a type of plastic wrap placed over the opening of the container and then poke holes into it for stem placement. Frog lids while screw-one can also be used. Frog lids are a lid with a gridded opening for securing the stems.

**Cut Flower Annuals and Biennials** - 5 stems of a single variety (cultivar) unless otherwise noted in ( ).

1. Aster
2. Bachelor Buttons
3. Bells of Ireland
4. Browallia
5. Calendula
6. Celosia (crested or plume) (3 stems)
7. Cosmos
8. Dahlia
9. Dianthus
10. Foxglove
11. Gladiolus (3 stems)
12. Gomphrena
13. Hollyhock (3 stems)
14. Marigold
15. Pansy
16. Petunia
17. Salvia
18. Snapdragon
19. Statice
20. Sunflower
21. Vinca

**23. Any other annual or biennial**-under 3" diameter - 5 stems, 3" or more in diameter-3 stems. (Do not duplicate entries in Classes 1-22)

**Cut Flower Perennials** - 5 stems from a single variety (cultivar) unless otherwise noted in ( ).

30. Achillea/Yarrow
31. Chrysanthemum
32. Coneflower
33. Coreopsis
34. Daisy
35. Gaillardia
36. Helianthus
37. Hydrangea (3 stems)
38. Liatris (3 stems)
39. Lilies (3 stems) (Not Daylilies)
40. Platycodon
41. Rose (3 stems)
42. Rudbeckia/Black-eyed Susan
43. Sedum
44. Statice
45. Any other perennial - under 3" diameter - 5 stems, 3" or more in diameter - 3 stems (Do not duplicate entries in Classes 30-44)

PREMIUM CODE 13


**46. Flower Garden Collection** - Collection of 5 different cut flowers. Flowers are to be cut not potted.

Each flower in the collection should be exhibited with the number specified for Classes 1-45. Display in a box or other holder not more than 18" in any dimension. Boxes may not be returned at the State Fair. Do not duplicate entries in classes 1-45 with any in the group collection.

PREMIUM CODE 12



**CITIZENS**  
STATE BANK  
Community Driven. **Future Focused.**  
Phone: (402) 947-2211  
Fax: (402) 947-2242  
150 Maple Street / P.O. Box 198 / Friend, NE 68359-0198  
www.citstatebank.com



**Cordova Locker**  
*Featuring Al's Home-made Products*  
**Al and Jeniece Kimminau**  
*Owners*  
335 Hector Street, PO Box 46  
Cordova, NE 68336  
402-576-3151  
Hours: M-F 8-5  
Every 1st & 3rd Saturday 8 to noon



**Crete Lumber & Farm Supply**  
West Highway 33  
Building Materials      General Contractors  
Arrow Equipment      Kent & Hubbard Feeds  
Red Wing Shoes      Cobett Waterers  
Lawn & Garden Care Center  
Mon. - Fri. 8 to 5:30 pm, Sat. 8 to 4 pm, Sun. 1 to 4 pm  
cretelumberandfarm.com      (402) 826-2197



**NAPA AUTO PARTS**  
**Crete Auto Supply, Inc.**  
201 West 13th St.  
Crete, Nebraska 68333  
402-826-2777

## EDUCATIONAL EXHIBITS

**50. Flower Notebook** - exhibit a notebook containing pictures of flowers grown in Nebraska. There must be at least 10 different species of annuals and/or biennials and 10 different species of perennials hardy to Nebraska. Bulbs may be included in a separate section. 4-H'ers may show more than one cultivar of the same species, but they will only count as one species. The notebook must be the result of the current year's work. Pictures from garden catalogs, hand-drawn pictures, or photographs may be used. Each species/cultivar must be labeled with the correct common name and scientific name; the height and spread of the plants and the growing conditions (for example: the species prefers full sun and dry sandy soil). In addition to this information, bulbs should also be labeled as spring or summer flowering. Give proper credit by listing the sources of pictures and information used. The 4-H member's names, age, county, and years in the project(s) must be on the back of the notebook.

**51. Flower Garden Promotion Poster** - individual poster promoting flower gardening, size 14" x 22" either vertical or horizontal arrangement. Poster may be in any medium: watercolor, ink, crayons, etc. as long as it is not 3-dimensional. Posters using copyrighted material will not be accepted. Entry card must be stapled to the upper right-hand corner. The 4-H member's name, age, county, and years in project(s) must be on the back of the poster.

**52. Educational Flower Garden Poster** - prepare a poster no larger than 14" x 22" x 2" (3 dimensional if needed) either vertical or horizontal arrangement illustrating a skill or project you have done or learned about in a 4-H flowers or houseplant project. One might show a special technique you use or equipment you have incorporated in your garden. Refer to 4-H horticulture project manuals, but use your own creativity. Entry card must be stapled to the upper right-hand corner. The 4-H member's name, age, county, and year(s) in the project must be on the back of the poster.

**53. Flower Gardening History Interview** - neatly handwritten or typed account of a gardening history interview whose flower garden has inspired you. Maximum of 4 pages of text and 2 pages of pictures (include 1 picture of this person you interviewed) of their flower garden if the individual is still gardening. Protect with a clear report cover. The 4-H member's name, age, county, and year(s) in the project must be on the back of the report cover.

PREMIUM CODE 13



## HOUSEPLANTS

### GENERAL INFORMATION

Youth must be enrolled in the Growing Great Houseplants project to exhibit in classes 60-66. Entries in Classes 60-66 must have been designed and planted by the 4-H member.

The choice of container and soil quality will be considered in judging. Each entry in classes 60-66 must be identified/labeled with the variety or cultivar for each plant either on the entry tag AND on the side of the container, or a tag in the container.

Plants should be grown in a display container for a minimum of six (6) weeks. Plants grown as houseplants must be used. Containers of annual flowers or annual plants will be disqualified. Exhibitors in Classes 60-65 must provide a saucer to catch drainage water. The 4-H members name, age, county, and years in the project(s) must be on the bottom or back of the container and saucer.

### CONTAINER AND PLANTER DIMENSIONS

Any container or planter (flowering or foliage potted houseplants, dish gardens, fairy or miniature gardens, desert gardens, or terrariums) shall be in containers no larger than 12 inches (use the inside opening measurement) in any dimension of length or width. No combination pots may be used. All potted plants are to be in a one-pot container. Any container-grown plant in classes 60-66 that does not follow these guidelines will be lowered one ribbon placing.

### RESOURCES

4-H Manual - "Guide to Growing Houseplants" and Neb Guide G837 "Guide to Selecting Houseplants" includes a listing of common houseplants can be found at: [extensionpublications.unl.edu/assets/html/g837/build/g837.htm](http://extensionpublications.unl.edu/assets/html/g837/build/g837.htm)

**The Extension Staff and the Saline County Ag. Society are NOT responsible for watering houseplants during the duration of the fair.**

**60. Flowering Potted Houseplant(s)** - that are blooming for exhibition. Container may have one or more houseplants in container. Label with variety or cultivar for each plant. (Non-blooming plants will be disqualified). **Containers of annual flowers or annual plants (i.e., petunias, geraniums, impatiens) will be disqualified and will not be judged.**

**61. Foliage Potted Houseplant** - one variety of tropical or cacti or succulent plant. Label with name of plant.

**62. Hanging Basket of Flowering and/or Foliage Houseplants** - container may have one or more houseplants in container. Label with variety or cultivar for each plant.

**63. Dish Garden** - an open/shallow container featuring a variety of houseplants excluding cacti and succulents. Label with variety or cultivar for each plant.

**64. Fairy or Miniature Garden-** a miniature scene contained in an open container and featuring miniature or small, slow-growing houseplants. The garden needs to have an imaginative theme and miniature accessories, i.e., bench, fence made from tiny twigs, small shell for a bathtub, etc. Label with variety or cultivar for each plant.

**65. Desert Garden** - an open/shallow container featuring a variety of cacti and/or succulents grown as houseplants. Label with variety or cultivar for each plant.

**66. Terrarium** - in transparent container, partially or completely enclosed; sealed or unsealed. Label with variety or cultivar for each plant.

PREMIUM CODE 13

#### COUNTY ONLY EXHIBITS

**67. + Bucket Flowers** - Containers are not judged, but your name must be marked on the bottom of the bucket. Plants must be identified on entry tag or by other means. Plants must be grown for a minimum of 6 weeks in the bucket. Only buckets that have blooming flowers will be judged. You may plant one or more varieties of flowers. Non-blooming (foliage) plants can be mixed with blooming plants. Exhibits will be placed throughout the fairgrounds after judging, you should take the display home after the fair.

**2024 Floral Arrangement theme is Pastel Paradise.** Create a soft and dreamy atmosphere by using delicate pastel-colored flowers such as peonies, hydrangeas, roses, and lisianthus. This gentle color palette exudes a sense of calm and tranquility, perfect for a serene and elegant occasion. The exhibitor **MUST** create the arrangement. Purchased floral stems may be used; however, do not buy an already created arrangement to enter.

**68. + Floral Arrangement: Small** – Cut flowers only. The diameter of overall exhibit must be less than 6". 4-H'ers do not have to grow the plants used.

**70. + Floral Arrangement: Large** – Cut flowers only. The diameter of overall exhibit must be greater than 6". 4-H'ers do not have to grow the plants used.

## VEGETABLES, HERBS, FRUITS, & EDUCATIONAL EXHIBITS - Division 773

### GENERAL INFORMATION

Vegetables will be judged and exhibited according to guidelines available from the Extension Office such as the scoresheet.

In classes 252, 255, 268, 269, 285 and 286 do not duplicate entries with the classes listed by using other cultivars or varieties or entry will be lowered one ribbon placing. For example: 4-H'ers with two cultivars or varieties of red tomatoes can only enter the red tomatoes class and cannot enter the other cultivar or variety in any other vegetable class.

Dried vegetables will not be accepted (with the exception of dry beans).

### ENTRY INFORMATION

Refer to the instructions in the Floriculture section as the same entry process applies for horticulture exhibits.

### ENTRY TAGS

Exhibitors will make their own entry tags as referred to in the Floriculture section.

### CULTIVAR OR VARIETY NAMES REQUIRED FOR STATE FAIR

Refer to the rules stated in the Floriculture section as the same guidelines apply for horticulture exhibits.

### EXHIBIT REQUIREMENTS

Exhibits entered under an incorrect class number, or which contain an incorrect number of vegetables will be dropped one ribbon placing. Do not duplicate entry with any other classes. Ex: you enter class 243 Red Tomatoes and then you enter class 252 Any Other Vegetable with the cultivar of Red Tomatoes.



**McMillan Ag Service LLC**  
• Crop Insurance • Seed  
2452 County Road F,  
Crete, NE 68333


Ken 641-8605    Mike 968-2556





**Andelt Farms**

**Steve Andelt**  
**402-826-0995**  
*Custom Farming*  
and  
*Conklin products dealer*





## RESOURCES

4-H manuals Everyone a Gardener, Gardening A, B, C, and D. Follow the guidelines in "Selecting and Preparing Vegetables, Herbs and Fruits for Exhibit" at <https://extensionpubs.unl.edu/publication/4h226/pdf/view/4h226-2022.pdf> when preparing entries for the fair.

## VEGETABLE - Number to exhibit in parenthesis.

201. Lima Beans (12)
202. Snap Beans (12)
203. Wax Beans (12)
204. Beets (5)
205. Broccoli (2)
206. Brussel Sprouts (12)
207. Green Cabbage (2)
208. Red Cabbage (2)
209. Carrots (5)
210. Cauliflower (2)
211. Slicing Cucumbers (2)
212. Pickling Cucumbers (5)
213. Eggplant (2)
214. Kohlrabi (5)
215. Muskmelon/Cantaloupe (2)
216. Okra (5)
217. Yellow Onions (5)
218. Red Onions (5)
219. White Onions (5)
220. Parsnips (5)
221. Bell Peppers (5)
222. Sweet (non-bell) Peppers (5)
223. Jalapeno Peppers (5)
224. Hot (non-jalapeno) Peppers (5)
225. White Potatoes (5)
226. Red Potatoes (5)
227. Russet Potatoes (5)
228. Other Potatoes (5)
229. Pumpkin (2)
230. Miniature Pumpkins (Jack Be Little Type) (5)
231. Radish (5)
232. Rhubarb (5)
233. Rutabaga (2)
234. Green Summer Squash (2)
235. Yellow Summer Squash (2)
236. White Summer Squash (2)
237. Acorn Squash (2)
238. Butternut Squash (2)
239. Buttercup Squash (2)
240. Other Winter Squash (2)
241. Sweet Corn (in husks) (5)
242. Swiss Chard (5)
243. Red Tomatoes (2" or more in diameter) (5)
244. Roma or Sauce-type Tomatoes (5)
245. Salad Tomatoes (under 2" diameter) (12)
246. Yellow Tomatoes (2" or more in diameter) (5)
247. Turnips (5)
248. Watermelon (2)
249. Dry Edible Beans (1 pint)
250. Gourds, mixed types (5)
251. Gourds, single variety (5)
252. Any Other Vegetable (do not duplicate entries in classes 201-251) (2, 5 or 12 - depending on size of the vegetable)

PREMIUM CODE 13

**255. 4-H Vegetable Garden Collection of Five (5) Kinds of Vegetables** - (display in a box of appropriate dimension for judging). Box size not to exceed 24" in any dimension. Boxes may not be returned from State Fair. Showmanship (attractive display) will be considered in judging, but plastic grass, cotton, figurines, etc. should not be used in the exhibit boxes. Each vegetable in the collection should be exhibited with the number specified for classes 201-252. Do not duplicate entries in classes 201-252 with any in the group collection. Variety names must be included with the entry.

**256. 4-H Cultivar Vegetable Collection** - vegetables entered in the collection are 5 cultivars from a single exhibit; for example 5 cultivars of all types of peppers or squash or onions or tomatoes, etc. Display in a box not more than 24" in any dimension. Boxes may not be returned from State Fair. Showmanship (attractive display) will be considered in judging, but plastic grass, cotton, figurines, etc. should not be used in the exhibit boxes. Each vegetable in the collection should be exhibited with the number specified for individual classes 201-252.

PREMIUM CODE 12

## HERBS

Herbs in classes 60-69 will be judged using the same general criteria used for vegetables. Those grown mainly for their seed, such as dill and caraway, should be exhibited on a plate. Those grown for their leaves such as basil, parsley, etc. should be exhibited in a clear, glass container of water (no plastic containers). Containers may not be returned. Any exhibit not in a clear glass container will be lowered one ribbon placing. No screw on lids or screw on rings and flats may be used. To hold herbs in place it is suggested to use tin foil or a type of plastic wrap with hole poked in the top of use frog lids.

260. Basil (5)
261. Dill (dry) (5)
262. Garlic (bulbs) (5)
263. Mint (5)
264. Oregano (5)
265. Parsley (5)
266. Sage (5)
267. Thyme (5)
268. Any other Herb (5) (do not duplicate entries in classes 260-267)
269. 4-H Herb Garden- display of 5 different herbs. Herbs are to be cut, not potted. Displayed in a box or other holder not more than 18" in any dimension. Boxes will not be returned from State Fair. Each herb in the collection should be exhibited with the number specified for classes 260-268. Do not duplicate entries in class 260-268 with any in the group collection.

PREMIUM CODE 13

## FRUITS

Fruits will be judged using the same general criteria used for vegetables. Fruit will be judged for the stage of maturity normal for that season and growing location. Emphasis will be placed on how well fruit approaches market quality.

PREMIUM CODE 13

- 280. Strawberries** (ever bearers) (1 pint)
- 281. Grapes** (2 bunches)
- 282. Apples** (5)
- 283. Pears** (5)
- 284. Wild Plums** (1 pint)
- 285. Other small fruits or berries** (1 pint) (do not duplicate entries in classes 280-284)
- 286. Other fruits or nuts** 5 (do not duplicate entries in classes 280-284)

## EDUCATIONAL EXHIBITS

**290. Garden Promotion** - individual poster promoting vegetable or herb gardening, size 14" x 22" either vertical or horizontal arrangement. Poster may be in any medium so long as they are not 3-dimensional. Posters using copyrighted material will not be accepted. Entry cards must be attached to the upper right-hand corner. The 4-H member's name, age, county, and years in project(s) must be on the back of the poster.

**291. Educational Vegetable or Herb Garden Poster**-prepare a poster no larger than 14" x 22" x 2" (3 dimensional if needed) either vertical or horizontal arrangement illustrating a skill or project you have done or learned about in a 4-H vegetable gardening project. You might show a special technique you use or equipment you have incorporated in your garden (e.g., drip irrigation system, composting, or special techniques learned). Refer to 4-H Horticulture project manuals, but use your own creativity. Entry card must be attached to the upper right-hand corner. The 4-H member's name, age, county, and years in project(s) must be on the back of the poster.

**292. Vegetable and/or Herb Gardening History Interview** - neatly handwritten or typed account of a gardening history interview of someone whose vegetable or herb garden has inspired you. Maximum of 4 pages of text and 2 pages of pictures (include 1 picture of person you interviewed) of their garden if the individual is still gardening. Protect with a clear report cover. The 4-H member's name, age, county, and years in project(s) must be on the back of the report.

PREMIUM CODE 13

**Dimas Construction**  
In Crete, Nebraska  
*Concrete Work Specialists*  
*Stainless Steel Welding*  
*Digging Foundation*  
*Roofing*



**Call 402-418-1050**  
*Dimas.Construction@hotmail.com*

**293. Vegetable Seed Display** - each display must include seeds representing the following families: Cucurbit, Brassica (cabbage), Solanaceous (nightshade), and Legume (pea) families plus representatives from 5 other families. Group the seeds by family and type. Glue seeds or otherwise fasten clear containers of seeds to a board or poster mat board no larger than 22" x 24". Label each group and each individual vegetable type with the common and scientific names. Use only one variety or cultivar of each vegetable, except for beans where several examples of beans may be shown. Attach a card to the back explaining why & how it is important to know which vegetables are related, cite references on where the scientific name information was found. The 4-H member's name, age, county, and years in the project(s) must be on the back of the display.

**294. World of Vegetables Notebook** - Choose a favorite foreign cuisine and learn what vegetables and/or herbs are common to it (e.g., Mexican, African, Chinese, Italian, etc.). Include a report telling about a minimum of 5 vegetables and/or herbs from each country chosen. Include the scientific and common names; pictures of the plants from your garden or seed catalogs; tell how they are grown; and how the foods are used. Also list a source for buying the seed or plants. Favorite recipes using some or all of the vegetables described may be included. Give proper credit by listing the sources of pictures and information used. Protect in a clear report cover or 3-ring notebook. The 4-H member's name, age, county, and years in the project(s), must be on the back cover of the report.


PREMIUM CODE 14

### Special Garden Project - Division 775

**1. Special Garden Project - Educational Exhibit** based on what was learned from the project. Youth must be enrolled in the current Special Garden Project to exhibit. Present information on a poster 14" X 22" either vertical or horizontal arrangement or in a clear plastic report cover. The 4H member's name, age, and county must be on the back of the poster or report cover.

**2. Special Garden Project Fresh Cut Flowers, Herbs, or Harvested Vegetables**— The current years' Special Garden Project fresh cut flowers, herbs, or harvested vegetables should be entered in this class. Refer to classes 1-45 for quantity to exhibit if special garden project is a fresh cut flower. Refer to classes 201-252 for quantity to exhibit if special garden project is a vegetable. Flowers and herbs must be cut, not potted.

PREMIUM CODE 14



**Air & Fluid Management**  
NEBB CERT. #3038  
*Air & Water Balancing*  
217 S. Wilson, PO Box 667  
Wilber, Nebraska 68465

Tom Togstad      Ph. 402-821-3266  
Owner              Fax 402-821-3280



## FOOD & NUTRITION

**Superintendents: Lou Hajek & Katie Zoubek**



### GENERAL INFORMATION

Place the food on the appropriate size plate. Put exhibit in a re-sealable bag. **Include recipe and source of recipe (can be photocopied or typed, or handwritten) on all entries. Entries without a recipe will be disqualified. Please also include the recipe used for the fillings on things like pies or kolaches.** Attach the recipe and entry tag to the upper right corner of the bag outside of the bag.

For non-food entries such as poster or binders, attach the entry tag to the upper right-hand corner of the entry. Additional information including recipes and supplemental information should be identified with the 4-H'er's name and county.

Make sure to follow all entry instructions required for your exhibit. Incomplete exhibits will be lowered one ribbon placing.

### FOOD SAFETY AND INGREDIENTS NOT TO BE USED

Any ingredient that the 4-H'er uses must be able to be purchased by the 4-H'er. Ingredients such as beer, whiskey, rum, etc. may NOT be used in any recipe file or food exhibit. Exhibits that include alcohol will be disqualified.

Exhibits are on display for several days. Please think about FOOD SAFETY! Items that require refrigeration will not be accepted, judged, or displayed as exhibits must be safe to eat when entered, whether they are tasted or not. Glazes, frostings, and other sugar-based toppings are considered safe due to their high sugar content. Egg glazes on yeast breads and pie crusts BEFORE baking are acceptable. Eggs incorporated into baked goods and crusts are considered safe. The following food ingredients are considered unsafe for fair exhibits and will be disqualified:

- Egg or cream fillings and cream cheese frostings
- Any meat item including meat jerky, imitation meat bits (bacon bits, pepperoni, etc.).
- Melted cheese on top of food exhibit (cheese mixed into baked goods is considered safe and will be accepted)
- Uncooked fruit toppings (i.e., fresh fruit tart).

### FOODS ENTRY TIMES

**To ensure freshness of your 4-H Food entries, food exhibits are the ONLY static entries that may be brought on Tuesday morning between 7:30 a.m. and 8:30 a.m.** You may bring your food entries on Sunday evening and leave them on the foods tables, make sure you have your entry tag and recipe cards attached with your name on the recipe card as the superintendents will not be there on Sunday night for check-in as Food exhibit check-in is Tuesday evening. Food entries not received by 8:30 am Tuesday morning will not be accepted in the 4-H Division. No exceptions!

### USE OF COMMERCIALY PREPARED MIXES

**Commercially prepared mixes are allowed in the Cooking 201 Creative Mix Class exhibit ONLY and must show how the original product directions were changed to create the new baked food item.** NO PREPARED MIXES ARE TO BE ENTERED IN ANY OTHER FOODS CLASSES. EXHIBITS WITH PREPARED MIXES WILL BE LOWERED A RIBBON PLACING. For Non-Food Entries - Please attach the entry tag to the upper right-hand corner of the entry. Any special items accompanying an exhibit must include the exhibitor's name and county.

### ENTRY LIMIT

One entry per class.


### RESOURCES

4-H Food Judging Guide can be found at: <https://go.unl.edu/4hfoodjudgingguide16>  
4-H Foods project manuals.

### SALE OF FOOD ENTRIES

Foods left over from judging will be sold on the 4-H Council Bake Sale. IMPORTANT: If you do not want your food entry sold, you need to attach a note to your exhibit stating so. NO DECORATED CAKES WILL BE SOLD.

**INTERVIEW JUDGING:** Interview judging is available. Please read 4-H static exhibit general information on page 56.



100 Walnut St. • P.O. BOX 44  
FRIEND, NE 68359  
(402) 947-3211

**BUSINESS HOURS**  
MONDAY-FRIDAY  
7:30AM-4:30PM

VISIT OUR WEBSITE:  
FRIENDREPAIR.COM  
FIND US ON FACEBOOK:  
NICKEL AUTOMOTIVE



## GENERAL FOODS - Division 350

**1. Food Science Explorations** - Show the connection between food and science as it relates to food preparation, food safety, food preservation, or food production. May be a poster or foam core board (not to exceed 22" by 30", computer-based presentation printed off with notes pages, if needed, and displayed in a binder, an exhibit display, a written report in portfolio or notebook. Consider neatness and creativity.

**2. Foods and Nutrition Poster, Scrapbook, or Photo Display** - The project should involve a nutrition or food preparation technique or explore a career related to the food industry (caterer, restaurant owner, food scientist, registered dietician, etc.) This might contain pictures, captions, and/or a report to highlight the concept. restaurant owner, food scientist, registered dietitian, etc.). The exhibit may be a poster or foam core board (not to exceed 22" by 30", a computer-based presentation printed off with notes pages, if needed, and displayed in a binder, an exhibit display, a written report in a portfolio or notebook. Consider neatness and creativity.

**3. Physical Activity and Health Poster, Scrapbook, or Photo Display** - The project should involve activity or explore a career-related to physical activity or health (personal trainer, sports coach, physical therapist, etc.) This might contain pictures, captions, and/or a report to highlight the concept. The exhibit may be a poster or a foam core board (not to exceed 22" by 30", a computer-based presentation printed off with notes pages, if needed, and displayed in a binder, an exhibit display, a written report in portfolio or notebook. Consider neatness and creativity.

**4. Cooking Basics Recipe** - A collection of 10 recipes from any source. Each recipe must accompany a complete menu in which the recipe is used. An additional 10 recipes may be added each year the 4-H'er is in the project, with year clearly marked on recipes. Display in a recipe file or binder. Be sure to include the number of servings or yield of each recipe. This may be a continued recipe file project from the previous years in 4-H. Exhibits that include recipes with alcohol (wine, beer, rum, etc.) will be disqualified.

PREMIUM CODE 14

## COOKING 101- Division 401

**+ County Project Only - not eligible for State Fair Competition.**

- 1. + Cookies** (any recipe, 4 on a paper plate)
- 2. + Muffins** (any recipe, 4 on a paper plate)
- 3. + No Bake Cookie** (any recipe, 4 on a paper plate)
- 4.+ Cereal Bar Cookie** (any cereal-based recipe made in pan and cut into bars or squares for serving.)
- 5. + Granola Bar** (any recipe, 4 on a paper plate)
- 6. + Brownies** (any recipe, 4 on a paper plate)
- 7. + Snack Mix** (any recipe, at least 1 cup in a self-sealing plastic bag)

PREMIUM CODE 12

## COOKING 201 - DIVISION 410

**1. Loaf Quick Bread** - any recipe, at least  $\frac{3}{4}$  of a standard loaf displayed on a paper plate) Quick bread is any bread that does not require kneading or rising time and does NOT include yeast. A standard quick bread loaf measures approximately 8  $\frac{1}{2}$ " x 4  $\frac{1}{2}$ " or 9" x 5". If mini-loaf pans are used for the exhibit, two loaves must be presented for judging.

**2. Creative Mixes - Commercially prepared mixes allowed in this class only** - any recipe, at least  $\frac{3}{4}$  of baked product or 4 muffins or cookies on a paper plate or in a disposable pan. Baked items made from a mix (commercial or homemade mixes acceptable). Food product must have been modified to make a new or different baked item. Examples include poppy seed quick bread from a cake mix, cake mix cookies, sweet rolls made from readymade bread dough, monkey breads from biscuit dough, streusel coffee cake from a cake mix, etc. Write what you learned about making this product using a mix instead of a homemade recipe or recipe "from scratch." Does it make it better or easier to use a convenience product or mix? Why or why not?

**3. Biscuits Or Scones** - four biscuits or scones on a small paper plate. This may be any type of biscuit or scone: rolled or dropped. Any recipe may be used, but it must be a non-yeast product baked from scratch.

**4. Healthy Baked Product** - any recipe, at least  $\frac{3}{4}$  of baked product or 4 muffins/cookies on a paper plate or in a disposable pan. The recipe must contain a fruit or vegetable as part of the ingredients (Ex. banana bars, cantaloupe quick bread, zucchini muffins, etc.).

**5. Coffee Cake** - any recipe or shape, non-yeast product - at least  $\frac{3}{4}$  of baked product on a paper plate or in a disposable pan. Include a menu for a complete meal where this recipe is served, following meal planning guidelines suggested in Cooking 201.

**6. Baking With Whole Grains** - any recipe, at least  $\frac{3}{4}$  of baked product or 4 muffins/cookies on a paper plate or in a disposable pan. The recipe must contain whole grains as part of the ingredients. (Ex. whole wheat applesauce bread, peanut butter oatmeal cookies, etc.)

**7. Non-Traditional Baked Product** - exhibit must include a food product prepared using a non-traditional method (i.e., bread machine, cake baked in an air fryer, baked item made in microwave, etc.) Entry must be at least  $\frac{3}{4}$  baked product, or 4 muffins or cookies on a paper plate or in a disposable pan. Entry must include supporting information that discusses alternative preparation method and how it compares with traditional method.

PREMIUM CODE 10



## COOKING 301 - DIVISION 411

Any bread item prepared or baked using a bread machine should be entered under the Cooking 201, Class 7 - Non-Traditional Baked Product. All exhibits made in the Cooking 301 or Cooking 401 projects must have been prepared without the assistance of a bread machine for mixing, raising, or baking of the food item.

- 1. White Bread** - any yeast recipe, at least 3/4 of a standard loaf displayed on a paper plate.
- 2. Whole Wheat Or Mixed Grain Bread** - any yeast recipe, at least 3/4 of a standard loaf displayed on a paper plate.
- 3. Specialty Rolls** - any yeast recipe, 4 rolls on a paper plate. May be sweet rolls, English muffins, kolaches, bagels, or any other similar recipe that makes individual portions. Please also include the recipe for the fillings used on kolaches or similar filled products.
- 4. Dinner Rolls** - any yeast recipe, 4 rolls on a paper plate. May be cloverleaf, crescent, knot, bun, bread sticks, or any other type of dinner roll.
- 5. Specialty Bread** - any yeast recipe, includes tea rings, braids, or any other full-sized specialty bread products. Must exhibit at least ¾ of a full sized baked product.
- 6. Shortened Cake** - At least ¾ of the cake (not from a cake mix). Shortened cakes use fat for flavor and texture and recipes usually begin by beating fat with sugar by creaming, and include leavening agents in the recipe. Cake may be frosted with a non-perishable frosting (no cream cheese or egg white-based frostings allowed). Must exhibit at least 3/4 of the cake (recipe must not be from a cake mix).

PREMIUM CODE 8




## COOKING 401 - DIVISION 412

Any bread item prepared or baked using a bread machine should be entered under the Cooking 201, Class 7 - Non-traditional Baked Product. All exhibits made in the Cooking 301 or Cooking 401 projects must have been prepared without the assistance of a bread machine for mixing, raising, or baking of the food item.

- 1. Double Crust Fruit Pie** - made with homemade fruit filling (please include the recipe used for the filling and the crust). No egg pastries or cream fillings. No canned fillings or premade pie crusts. May be a double crust, crumb, cut-out or lattice topping. Using an 8- or 9-inch disposable pie pan is recommended.
- 2. Family Food Traditions** - any recipe, at least 3/4 of baked product or 4 muffins or cookies on a paper plate. May be baked in a disposable pan. Any baked item associated with family tradition and heritage. Entry must include (A) the recipe, (B) tradition or heritage associated with preparing, serving the food, (C) where or who the traditional recipe came from.
- 3. Ethnic Food Exhibit** - any recipe, at least 3/4 of baked product or 4 muffins or cookies on a paper plate or in a disposable pan. The name of the country, culture or region should be included as part of the supporting information with the recipe, as well as background information about the country or culture the food item is representing.
- 4. Candy** - any recipe, 4 pieces of candy on a paper plate or ½ cup. No items containing cream cheese will be accepted (Example: cream cheese mints). Candy may be cooked or no cook; dipped, molded, made in the microwave or other methods of candy preparation. Recipe must be included.
- 5. Foam Cake** - original recipe (no mixes) of at least ¾ of the cake. Foam cakes are cakes that have a high ratio of eggs to flour and fall into three categories: angel food cakes or meringues; sponge or jelly roll cakes; and chiffon cakes. Cake may be frosted with a non-perishable frosting (no cream cheese or egg white-based frostings allowed).
- 6. Specialty Pastry** - any recipe, at least 3/4 of baked product or 4 muffins or cookies on a paper plate or in a disposable pan. Baked items such as pie tarts, puff pastry, phyllo doughs, biscotti, choux, croissants, Danish strudels. Phyllo dough may be pre-made or from scratch. Pastries made with cream or egg-based fillings will be disqualified.

PREMIUM CODE 6



## FOOD PRESERVATION

**Processing Methods:** Current USDA processing methods and altitude adjustments must be followed for all food preservation. Jam, preserves and marmalades, fruit, tomatoes and pickled products must be processed in a boiling water bath. (Tomatoes may be processed in a pressure canner.) All non-acid vegetables and meats must be processed in a pressure canner. Improperly canned or potentially hazardous food items will be disqualified. Spoiled or unsealed container disqualifies entry.

**Jars and Lids:** Do not need to be the same brand. Half pint jars may be used for jellies and preserves. The jars are not to be decorated by the exhibitor in any way. Canning jars must be used - others will be disqualified. No one-fourth pint jars allowed. Leave jar rings on for fair display, it helps protect the seal. Two-piece lids consisting of a flat metal disk and a ring should be used. No zinc lids or one-piece lids.

**Current Project:** Exhibits must have been preserved since the member's previous year's county fair, and not been exhibited at the previous county fair or state fair.

**Criteria for Judging:** Exhibits will be judged according to score sheets available at your local Extension office or the State Fairbook at: <https://4hfairbook.unl.edu/fairbookview.php/rules>. Incomplete exhibits will be lowered a ribbon placing. Canned food items not processed according to altitude in the county will be lowered one class ribbon. Commercially prepared seasoning mixes used in food preservation exhibits will be lowered on ribbon placing. Check with your local extension office or this site <https://food.unl.edu/canning#elevation> for your county's altitude and how that affects food processing times and pounds of pressure.

**Labeling:** Jars should be labeled with the name of the food item, name of the 4-H'er, county, and date of processing on the bottom of each jar. Exhibits containing multiple jars such as "3 jar exhibit" should be placed in a container to keep jars together. Each bag containing dried foods should also be labeled with the name of the food item, the name of the 4-H'er, county and drying date. Multiple dried food exhibits should be secured by a rubber band or "twisty" to keep exhibit containing the 3 self-sealing bags together.

**Recipe:** Recipe must be included, and may be handwritten, photocopied, or typed. Commercially prepared seasoning mixes are not allowed.

## RESOURCES

Current USDA guidelines for food preservation methods MUST be followed. Suggested sources of recipes include:

1. 4-H Food Preservation Manuals (Freezing, Drying, Boiling Water Bath Canning, Pressure Canning)
2. *USDA Guide to Home Canning* - <https://go.unl.edu/usda-guide-home-canning>
3. Nebraska Extension's Food Website <https://food.unl.edu/food-preservation> or Extension publications from other states
4. Ball Blue Book (published after 2009)

### 4-H FOOD PRESERVATION CARD REQUIRED

All exhibits must include the 4-H Food Preservation Card at: <https://go.unl.edu/4hfoodpreservationcard> attached to the project as the required supporting information or include following information with exhibit:

1. Name of product
2. Date preserved
3. Method of preservation (pressure canner, water bath canner or dried)
4. Type of pack (raw pack or hot pack)
5. Altitude (and altitude adjustment, if needed)
6. Processing time
7. Number of pounds of pressure (if pressure canner used)
8. Drying method and drying time (for dried food exhibits)-
9. Recipe and source of recipe (if a publication, include name and date).

	
<b>4-H Food Preservation Card</b> <small>(Please attach this card to each item preserved.)</small>	
Name: _____ County: _____	
Name of Product: _____ Date Preserved: _____	
<b>PROCESSING METHOD (CHECK ONE):</b>	
<input type="checkbox"/> Boiling Water Canner, indicate type of pack (check one): <input type="checkbox"/> raw pack OR <input type="checkbox"/> hot pack	
Processing time: _____ Altitude: _____	
<input type="checkbox"/> Pressure Canner, indicate type of gauge (check one): <input type="checkbox"/> weighted gauge OR <input type="checkbox"/> dial gauge	
Product was canned at _____ pounds pressure at _____ altitude.	
Processing time: _____ <input type="checkbox"/> packed hot OR <input type="checkbox"/> packed cold	
<input type="checkbox"/> Dehydration (check one): <input type="checkbox"/> dehydrator OR <input type="checkbox"/> other, please specify (ie: oven, solar, etc.): _____	
Approximate drying time: _____	
<b>INCLUDE INSTRUCTIONS/RECIPE:</b>	
<small>Include instructions/recipe for product on back of this card. 4-H'ers must include the source of the recipe/instructions. 4-H'ers must use approved USDA recipes/instructions. Include pre-treatment for dried products.</small>	



**UNIT 1 FREEZING PROJECT MANUAL - Division 406**

**1. Baked Item Made With Frozen Produce** - any recipe, at least 3/4 of baked product or 4 muffins or cookies on a paper plate. May be baked in a disposable pan. Recipe MUST include a food item preserved by the freezing method done by the 4-H'er. Ex. Peach pie, blueberry muffins, zucchini bread, etc.). Supporting information must include both the recipe for the produce that was frozen as part of this project AND the baked food item.

**UNIT 2 DRYING PROJECT MANUAL - Division 407**

**1. Dried Fruits** - exhibit 3 different examples of 3 different dried fruits. Place each dried fruit food (6-10 pieces of fruit, minimum 1/4 cup) in separate self-sealing bags. Use a rubber band or "twisty" to keep the exhibit together.

**2. Fruit Leather** - exhibit 3 different examples of 3 different fruit leathers. Place a 3-4" sample of each fruit together in separate self-sealing bags. Use a rubber band or "twisty" to keep the exhibit together.

**3. Vegetable Leather** - exhibit 3 different examples of 3 different vegetable or vegetable/fruit leather combo. Place a 3-4" sample of each leather together in separate self-sealing bags. Use a rubber band or "twisty" to keep exhibit together.

**4. Dried Vegetables** - exhibit 3 different samples of 3 different dried vegetables. Place each food (1/4 cup of each vegetable) in a separate self-sealing bag. Use a rubber band or "twisty" to keep exhibit together.

**5. Dried Herbs** (Scoresheet SF149) exhibit 3 different samples of 3 different dried herbs. Place each food (1/4 cup of each herb) in a separate self-sealing bag. Use a rubber band or "twisty" to keep exhibit together.

**6. Baked Item Made With Dried Produce/Herbs** - any recipe, at least 3/4 of baked product or 4 muffins or cookies on a paper plate or in a disposable pan. Recipe MUST include a dried produce/herb item made by the 4-H'er. Ex. Granola bar made with dried fruits, dried cranberry cookies, Italian herb bread, lemon thyme cookies. Supporting information must include both the recipe for the dried produce/herb AND the baked food item.

**UNIT 3 BOILING WATER CANNING MANUAL - Division 408**

**1. 1 Jar Fruit Exhibit** - exhibit one jar of a canned fruit. Entry must be processed in the boiling water bath according to current USDA recommendations.

**2. 3 Jar Fruit Exhibit** - exhibit 3 jars of different canned fruits. May be three different techniques for same type of product, ex. Applesauce, canned apples, apple pie filling, etc. Entry must be processed in the boiling water bath according to current USDA recommendations.

**3. 1 Jar Tomato Exhibit** - exhibit one jar of a canned tomato product. Entry must be processed in a boiling water bath according to current USDA recommendations.

**4. 3 Jar Tomato Exhibit** - exhibit 3 jars of different canned tomato products (salsa, sauces without meats, juice, stewed, etc.). Entry must be processed in a boiling water bath according to current USDA recommendations.

**5. 1 Jar Pickled Exhibit** - one jar of a pickled and/or fermented product. Entry must be processed in the boiling water bath according to current USDA recommendations.

**6. 3 Jar Pickled Exhibit** - exhibit 3 jars of different kinds of canned pickled and/or fermented products. Entry must be processed in the boiling water bath according to current USDA recommendations.

**7. 1 Jar Jelled Exhibit** - exhibit one jar of a jam, jelly, fruit butter, or marmalade. Entry must be processed in the boiling water bath according to current USDA recommendations.

**8. 3 Jar Jelled Exhibit** - exhibit 3 different kinds of jelled products. Entry may be made up of either pints or half pints (but all jars must be the same size). Entry must be processed in the boiling water bath according to current USDA recommendations.



**RUNZA**  
1715 Hawthorne, Crete NE  
402-826-4213

Independent Business Owner	<b>CONKLIN</b>
Linus Hayek	L. HAYEK SALES
Animal Products	1612 Co. Rd. N
Building Products	Wilber, NE 68465-2534
Consumer Products	(402) 821-3259
Ag Products	
Lubricants	
Business Opportunities	



**Mikes**  
Pest Control LLC  
402.821.7277  
Rodents • Pest Management • Termites  
Fleas • Roaches • Bed Bugs



**UNIT 4 PRESSURE CANNING PROJECT MANUAL-  
Division 414**

**1. 1 Jar Vegetable Or Meat Exhibit** - exhibit one jar of a canned vegetable or meat. Include only vegetables or meats canned in a pressure canner according to current USDA recommendations.

**2. 3 Jar Vegetable Exhibit** - exhibit 3 jars of different kinds of canned vegetables. Include only vegetables canned in a pressure canner according to current USDA recommendations.

**3. 3 Jar Meat Exhibit** - exhibit 3 jars of different kinds of canned meats. Include only meats canned in a pressure canner according to current USDA recommendations.

**4. Quick Dinner** - exhibit a minimum of 3 jars to a maximum of 5 jars (all the same size) plus menu. Meal should include 3 canned foods that can be prepared within an hour. List complete menu on a 3" X 5" file card and attach to one of the jars. Entry must be processed according to current USDA recommendations.

**5. 1 Jar Tomato Exhibit** - exhibit one jar of a canned tomato product. Entry must be processed in a pressure canner according to current USDA recommendations.

**6. 3 Jar Tomato Exhibit** - exhibit 3 jars of different canned tomato products (salsa, sauces without meats, juice, stewed, etc.). Entry must be processed in a pressure canner according to current USDA recommendations.

PREMIUM CODE 6

**CAKE DECORATING - Division 413**

**ALL ENTRIES IN CAKE DECORATING ARE COUNTY ONLY**

Either cakes or artificial forms may be decorated. Cakes and artificial forms will be judged with no discrimination as to which form was used. This project is not eligible for the State Fair. Do not wrap or cover the decorated cake.

Please place cakes on non-returnable cardboard wrapped in foil or wax paper before decorating for the county fair.

**Decorated cakes WILL NOT BE INCLUDED IN THE 4-H COUNCIL FOODS SALES!**

**ANY DECORATED CAKES NOT PICKED UP BY 4 PM ON SUNDAY, ENTRY RELEASE DAY, WILL BE DISCARDED.**

**Unit I**

- 1. + Decorated gingerbread house** - no purchased kits
- 2. + Decorated cupcakes (3)**
- 3. + One-layer decorated cake (cake or foam base)**
- 4. + Decorated cookies (3)**

PREMIUM CODE 14

**Unit II**

- 6. + Two Layer Decorated Cake (cake or foam base)**
- 7. + Decorated Shaped Cake (cake base)** - cut up cake to make a unique design. Include a diagram of how it was cut to form the cake.

PREMIUM CODE 5

**Unit III**

- 9. + Three-Tiered Stacked Cake (cake or foam base)**
- 10. + Three-Tiered Cake (cake or foam base)** - which shows both a stacked and a separate tier. Please use small size.

PREMIUM CODE 4

**Prochaska Tax LLC**

Linda Sue Placek  
RTRP, CFP®  
Tax Preparation

1335 Main Ave, Crete, NE 68333  
Phone: 402-826-2948  
Email: Sue\_ptax@yahoo.com

**Farmers Union  
Cooperative Co**  
Friend, NE

Grain & Feed-402-947-4291  
Fertilizer & Petroleum-402-947-4211

KENT  
Carquest &  
Repair Shop-  
402-947-5211





## SPECIAL FOOD ENTRIES - Division 415

### + COUNTY ONLY EXHIBITS


The following classes are open to any 4-H'er enrolled in a foods project. Only one exhibit per class per member.

**1.+ You Put in What?** A baked product that will maintain its appearance throughout the fair. Include a recipe that contains a unique or unexpected ingredient and must not be a mix. (i.e., sauerkraut cake, castor oil cookies). Entries will be tasted.

**2. + Food Gift-**Prepare a food item that you would give to someone as a gift and package it creatively. Entry must consist of a baked food item.

**3.+ Food Flop Exhibit** - This entry is open to any 4-H member enrolled in a foods project. The purpose of this entry is to document and learn from creating a food entry that totally "failed." Your entry needs to include: Your name, the name of the original project and class name in which you intended to exhibit in on a 1-page story on an 8 1/2" x 11" paper telling about your experience, what you learned from it, and what you would do next time to get a better result. Your story **MUST** be attached to the physical entry - sample of the "food flop" should be according to the original division and class requirements had it not "flopped." Example: If you intend to bring cookies, then you need to bring 4 "flopped" cookies on a plate in a Ziplock bag, the recipe with the recipe source stated on the recipe. See the beginning of the Food section for requirements for the quantity of the original exhibit.

PREMIUM CODE 14



1103 MAIN AVE.  
CRETE, NE 68333  
402.418.7101  
DAILY SPECIALS



**KASTANEK  
ENTERPRISES LLC**  
Specializing in John Deere Equipment Repairs  
**Mike Kastanek**  
1295 County Rd. 2100  
Wilber, NE 68465  
cell# (402) 429-2893



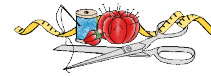
**Sheila's Bar & Grill**  
165 Washington, Clatonia NE  
(402) 989-4040  
Daily Lunch & Evening Specials  
Find us on Facebook



**Harre**  
Seed & Services LLC  
1432 County Road 100, Milligan, NE 68406  
304 S Lincoln, Exeter, NE 68351  
KENNY HARRE 402.366.8173  
LOGAN HARRE 402.366.3367



## Clothing and Fashion Show Superintendent: Darcy Meinke



Once you have completed a clothing level, i.e. - sewn a garment for the STEAM Clothing 3 project, you cannot go back a level to STEAM Clothing 2. The idea is to advance and learn new skills each year.

### GENERAL INFORMATION

Garments as listed may be made for self (4-H member) or another person. Garments will be displayed at the county fair.

### GARMENT DISPLAY FOR ENTRY

All garments (except knitted and crocheted articles) must be on hangers with a swivel hook. If you use more than one hanger for an entry, fasten hangers together with twist ties or rubber bands.

### ENTRY LIMITS

You may enter one entry per class number unless otherwise stated.


### IDENTIFICATION LABELS

Identification labels: each entry entered as a clothing exhibit must have a label attached to the back neckline or back waistband of the garment stating: county, exhibitor's name, exhibitor's age, project name and class in which garment is entered, and number of years enrolled in project in which exhibiting. Wool entries must have fiber content listed on the identification label. Attach label to every component of the outfit using safety pins or baste.

### DATA DESIGN CARD

**A Design Data Card must be included with all Beyond the Needle Classes 3-8 and STEAM 2 and 3 upcycled exhibits. The data card is available at <https://go.unl.edu/ne4hclothing>. If the data card is not included, the exhibit will be lowered one ribbon placing. The data design card is only required for the classes listed above.**

All static exhibits must have received a purple ribbon to advance to the state fair. There are some exceptions as the county must adhere to state fair exhibit quotas. A purple ribbon does not guarantee the exhibit qualifies for the state fair.



**INTERVIEW JUDGING:** Interview judging is available. Please read 4-H static exhibit general information on page 56.

### STEAM CLOTHING 1 – DIVISION 219

**ALL ENTRIES IN STEAM CLOTHING 1 ARE ONLY COUNT ELIGIBLE.**

### ENTRY ELIGIBILITY

4-H members with entries in STEAM Clothing 1 and STEAM Clothing 2 may enter exhibits in STEAM Clothing 1 in classes 1-9 and class 13.

- 1. +Clothing Portfolio** - complete at least three different samples/activities from Chapter 2 OR Chapter 3 of the project manual. Place entry in an 8 ½ x 11, 3 ring binder. Include an appropriate cover, dividers, and table of contents. (Additional pages can be added each year but should be dated.) See pages 9-10 for formatting.
- 2. +Sewing Kit** - refer to pages 12-17 in the manual and include list of sewing notions and purpose for each.
- 3. +Fabric Textile Scrapbook** - include at least 5 different textile samples using template on page 41 for information to include. Place these cards in an 8 ½ x 11, 3 ring binder. Include appropriate cover.
- 4. +What's the Difference** - refer to pages 118-119. Entry is a notebook, poster, or small display sharing a project comparison and price point (not to exceed 22" x 30"). Exhibits should include pictures NO actual pillows.
- 5. +Clothing Service Project** Exhibit not to exceed 22" x 30" shall be a notebook, poster, or small display sharing information you generated in the activity "Serving A Purpose" on pages 124-125.
- 6. +Pincushion and/or needlebook**
- 7. +Pillowcase**
- 8. +Simple Pillow** - no larger than 18" x 18".
- 9. +Bag/Purse** - no zippers or buttonholes.
- 10. +Simple Top**
- 11. +Simple Bottom** - pants, shorts, or skirt.
- 12. +Simple Dress**
- 13. +Other** - use skills learned in the project manual (apron, vest, etc.)
- 14.+ Upcycled Simple Garment** - the original used item must be redesigned (not just decorated) in some way to create a new wearable piece of clothing. A "before" photo and description of the redesign process must accompany the entry.
- 15.+ Upcycled Accessory** - a wearable accessory made from a used item. The item must be changed in some way in the redesign process. A "before" photo and description of the redesign process must accompany the entry.

PREMIUM CODE 10

## GENERAL CLOTHING – DIVISION 220

**1. Clothing Portfolio** - complete at least four different samples from Chapter 2, 3 or 4 of the STEAM Clothing 2 project manual. The Portfolio should be placed in an 8 ½" x 11", 3 ring binder. Include an appropriate cover, dividers, and table of contents. Portfolio should build upon itself each year. Additional pages can be added each year but should be dated but should be dated. See pages 9-11 in STEAM Clothing 2 project manual for formatting.

**2. Textile Science Scrapbook** - must include at least 10 different textile samples. Use template on page 39 in STEAM Clothing 2 project manual to identify fabric swatches. Completed cards should be in an 8 ½" x 11", 3 ring binder. Include an appropriate cover. See project manual for fabric suggestions. Textile Science Scrapbook should build upon itself each year. Additional pages can be added each year but should be dated. See the STEAM Clothing 2 project manual for fabric suggestions.

**3. Sewing for Profit** - use pages 161-167 in the STEAM Clothing 2 project manual, display what products you posted online and analyze the cost of goods purchased to determine the appropriate selling price for your product. The exhibit may be a notebook, poster, or small display not to exceed 22" x 30".

PREMIUM CODE 8

## BEYOND THE NEEDLE – DIVISION 221

You can find beginning, intermediate, and advanced skill definitions at: <https://go.unl.edu/beyondtheneedleskilllevels>

Design Data Card required with exhibits in classes 3-8 - <https://go.unl.edu/ne4hclothing>

**1. Design Portfolio** - a portfolio consisting of at least three design samples or activities. Refer to the Beyond the Needle project manual for activity ideas. The Portfolio should be placed in an 8 ½" x 11", 3 ring binder. Include an appropriate cover. (Additional pages can be added each year but should be dated.) See pages 14-16 in the Beyond the Needle project manual for portfolio formatting.

**2. Color Wheel** - create your own color wheel, complimentary color bar or color scheme using pages 27-39 in the Beyond the Needle project manual. The exhibit may be a notebook, poster, or small display not to exceed 22" x 30".

PREMIUM CODE 13

**3. Embellished Garment with Original Design** - eligible for state fair fashion show if chosen). Create a garment using techniques as defined in the Beyond the Needle project manual. Designs are the original idea of the 4-H'er using the elements and principles of design to make an original statement. A Data Design Card must be included with this project. The data card is available at <https://go.unl.edu/ne4hclothing>. If the data card is not included, the exhibit will be lowered one ribbon placing.

**4. Original Designed Fabric Yardage** - fabric yardage is designed using techniques such as those found in the Beyond the Needle project manual. Other embellishments may be added. The exhibit consists of at least one yard of finished fabric. A Data Design Card must be included with this project. The data card is available at <https://go.unl.edu/ne4hclothing>. If the data card is not included, the exhibit will be lowered one ribbon placing.

**5. Item (garment or non-clothing item) Constructed from Original Designed Fabric** - only garments are eligible for State Fair Fashion Show if chosen). Fabric yardage is designed first, and then a garment is constructed from that fabric. Other embellishments may be added. A Data Design Card must be included with this project. The data card is available at <https://go.unl.edu/ne4hclothing>. If the data card is not included, the exhibit will be lowered one ribbon placing.

PREMIUM CODE 9

**6. Textile Arts Garment or Accessory** - garment is eligible for state fair fashion show if chosen. A garment or accessory constructed using new unconventional materials. Examples: rubber bands, plastic, duct tape. A description of the design process must accompany the entry. If additional information is not included, the exhibit will be lowered one ribbon placing. A Data Design Card must be included with this project. The data card is available at <https://go.unl.edu/ne4hclothing>. If the data card is not included, the exhibit will be lowered one ribbon placing.

**7. Fashion Accessory (not eligible for State Fair Fashion Show)** - an accessory designed and/or constructed using elements and principles of design; can be textile or non-textile based. Examples: shoes, flip flops, strung bracelet or necklace, wire wrapping, scarves, design on tennis shoes, etc. A Data Design Card must be included with this project. The data card is available at <https://go.unl.edu/ne4hclothing>. If the data card is not included, the exhibit will be lowered one ribbon placing.

**8. Wearable Technology Garment or Accessory** - garment is eligible for state fair fashion show. Technology is integrated into the garment in some way. For example, LEDs, charging capabilities, sensors, etc. A Data Design Card must be included with this project. The data card is available at <https://go.unl.edu/ne4hclothing>. If the data card is not included, the exhibit will be lowered one ribbon placing.

**Koll**  
CONSTRUCTION

**Jeffrey Koll**  
GENERAL CONTRACTOR  
1431 County Road N  
Wilber, NE 68465  
402-821-7655

kollconstructioninc@gmail.com

1 2

**PLYMOUTH VET CLINIC**  
Excellence through Service with Integrity  
**CASEY WEHRMN, DVM**  
plymouthvet@windstream.net  
402 S. County Rd - PO Box 156  
Plymouth, NE 68424 (402) 656-3002



## COUNTY ONLY ENTRIES BEYOND THE NEEDLE

**11. +Beginning Embellished Garment** - Designs are the original idea of the 4-Her using the elements and principles of design (shape/form, texture, color, line, space, rhythm, emphasis, proportion, balance, and unity) to make an original statement. Use beginning techniques as defined in the project manual.

**12.+ Beginning Textile Wearable/Clothing Accessory** - accessory is constructed and/or decorated using techniques as defined in the project manual. Entry examples include hats, bags, scarves, gloves, shoes, aprons, etc.

PREMIUM CODE 13

### STEAM CLOTHING 2 SIMPLY SEWING-DIVISION 222

Construction skills need to reflect the skills learned from the STEAM Clothing 2 project manual and should demonstrate sewing skills beyond STEAM Clothing 1.

**1. Design Basics, Understanding Design Principles** - 4-H members exhibit sharing a learning experience from pages 17-20 in the project manual. Include answers to questions found on page 20 of the manual. The exhibit may be a notebook, poster, or small display not to exceed 22" x 30".

**2. Pressing Matters** - 4-H members may enter a tailor's ham or sleeve roll from pages 21-25 "A Pressing Matter" in the STEAM Clothing 2 project manual. Exhibit should include answers to lesson questions that are most appropriate to include.

**3. Upcycled Garment** - eligible for State Fair Fashion Show if chosen. Create a garment from used textile-based items. The original used item must be redesigned (not just decorated) using skills learned in STEAM Clothing 2 in some way to create a new wearable piece of clothing. The finished garment must reflect at least one skill learned in the project. Design Data Card required with exhibits in classes 3 & 4 - <https://go.unl.edu/ne4hclothing> and a photo including a BEFORE picture no larger than 4.25"x 5.5". If additional information is not included, the exhibit will be lowered one ribbon placing. A list of skills is also available at <https://go.unl.edu/ne4hclothing>

**4. Upcycled Clothing Accessory - (not eligible for State Fair Fashion Show)** -a wearable accessory made from a used item. The original item used must be redesigned using skills learned in STEAM Clothing 2 (not just decorated) in some way to create a new wearable accessory. The finished accessory must reflect at least one skill learned in this project. Design Data Card required with exhibits in classes 3 & 4 - <https://go.unl.edu/ne4hclothing> and a photo including a BEFORE picture no larger than 4.25"x 5.5". If additional information is not included, the exhibit will be lowered one ribbon placing. A list of skills is also available at <https://go.unl.edu/ne4hclothing>

**5. Textile Clothing Accessory - (not eligible for State Fair Fashion Show)** - textile accessory is constructed using at least one skill learned in this project. Entry examples include: hats, bags, scarves, gloves. Not metal, plastic, paper, or rubber base items allowed (i.e., barrettes, headbands, flip flops, duct tape, etc.)

**6. Top (vest acceptable)- (not eligible for State Fair Fashion Show)**

**7. Bottom (pants or shorts)- (not eligible for State Fair Fashion Show)**

**8. Skirt - (not eligible for State Fair Fashion Show)**

**9. Lined or Unlined Jacket- (not eligible for State Fair Fashion Show)**

**10. Dress (not formal wear)-(eligible for State Fair Fashion Show)**

**11. Romper or Jumpsuit- (eligible for State Fair Fashion Show)**

**12. Two-Piece Outfit-(eligible for State Fair Fashion Show)**

**13. Alter Your Pattern- (eligible for State Fair Fashion Show)** - in the class that best describes the type of garment constructed i.e., Dress, Romper or Jumpsuit, or Two-Piece Outfit)-Garment constructed from a significantly altered pattern. Entry must include both the constructed garment and the altered pattern. Include an information sheet that describes: 1) how the pattern was altered or changed, 2) why the changes were needed/wanted. Appropriate skills for altering/designing a pattern in STEAM 2 include: moving darts, merging two patterns together, altering a pattern for a woven or knit material, adding a lining.

**14. Garment Constructed from Sustainable or Unconventional (natural or synthetic) fibers- (eligible for State Fair Fashion Show)** - fabric/fibers used in this garment must be manufactured/purchased, for example: bamboo, banana, corn husk, and recycled fibers. Garments that are constructed out of the unconventional items themselves should be exhibited under Beyond the Needle.

PREMIUM CODE 8





### **STEAM CLOTHING 3-A STITCH FURTHER-DIV. 223**

Entries must show a progression of learning beyond STEAM Clothing 2. Entry consists of complete constructed garments only. Wool entries must have fiber content listed on the identification label.

**1. Upcycled Garment** - eligible for State Fair Fashion Show. Create a garment from used textile-based items. The original used item must be redesigned (not just decorated) in some way to create a new wearable piece of clothing. The finished garment must reflect at least one skill learned in the project. Skill list available at: <https://go.unl.edu/ne4hclothing>. A Data Design Card must be included with this project. The data card is available at <https://go.unl.edu/ne4hclothing>. If the data card is not included, the exhibit will be lowered one ribbon placing. A photo including a BEFORE picture no larger than 4.25"x 5.5" must be included.

**2. Upcycled Clothing Accessory - (not eligible for State Fair Fashion Show)** - a wearable accessory made from a used item. The item used must be changed in some way in the redesign process. The finished accessory must reflect at least one skill learned in the project. Skill list available at: <https://go.unl.edu/ne4hclothing>. A Data Design Card must be included with this project. The data card is available at <https://go.unl.edu/ne4hclothing>. If the data card is not included, the exhibit will be lowered one ribbon placing. A photo including a BEFORE picture no larger than 4.25"x 5.5" must be included.

**3. Textile Clothing Accessory - (not eligible for State Fair Fashion Show)** - textile accessory is constructed using at least one skill learned in this project from materials appropriate for STEAM Clothing 3. A list of skills by project is available at: <http://go.unl.edu/ne4hclothing>. Entry examples include: hats, bags, scarves, gloves. No metal, plastic, paper, or rubber base items allowed (i.e., barrettes, headbands, flip flops, duct tapes, etc.)

**Clothing exhibits in classes 4-12 are eligible for the State Fair Fashion show if chosen.** A Data Design Card must be included with this project for classes 4-12. The data card is available at <https://go.unl.edu/ne4hclothing>. If the data card is not included, the exhibit will be lowered one ribbon placing.

**4. Dress or Formal**

**5. Skirted Combination** - (skirt with shirt, vest or jacket OR jumper and shirt)

**6. Pants or Shorts Combination** - (pants or shorts with shirt, vest, or jacket)

**7. Romper or Jumpsuit**

**8. Specialty Wear** - (includes swim wear, costumes, hunting gear, or chaps)

**9. Lined or Unlined Jacket** - non-tailored

**10.Coat, Blazer, Suit Jacket or Outerwear** - a tailored blazer or suit jacket or coat. Wool entries must have fiber content listed on the identification label to be considered for the Make It with Wool Award.

**11. Alter/Design Your Pattern** - garment constructed from a significantly altered pattern. Entry must include both the constructed garment and the altered pattern. Include information sheet that describes: 1) how the pattern was altered or changed, 2) why the changes were needed/wanted. Appropriate skills for altering/designing a pattern in STEAM 3 include: moving darts, adding a zipper, merging two patterns together, altering a pattern for a woven or knit material, adding a lining, designing your own pattern.

**12. Garment Constructed from Sustainable or Unconventional (natural or synthetic) Fibers** - Fabric/fibers used in this garment must be manufactured/purchased, for example: bamboo, banana, corn husk, and recycled fibers. Garments that are constructed out of the unconventional items themselves should be exhibited under Beyond the Needle PREMIUM CODE 6

## **KNITTING - DIVISION 225**

### **GENERAL INFORMATION**

Garments as listed may be made for yourself (4-H member) or another person. Garments will be displayed at the county fair.

### **GARMENT DISPLAY FOR ENTRY**

Knitted and Crocheted exhibits should be entered in the most appropriate manner for the exhibit.

### **ENTRY LIMITS**

You may enter one entry per class number unless otherwise stated.

### **IDENTIFICATION LABELS**

Identification labels: each entry entered as knitted, or crocheted exhibits must have a label attached to the back neckline or back waistband of the garment stating: county, exhibitor's name, exhibitor's age, project name and class in which garment is entered, and number of years enrolled in project in which exhibiting. Attach label to every component of the outfit using safety pins or baste.

Each knitted entry must include the following information on the fiber arts data card with the entry tag or exhibit will be lowered one ribbon placing. The fiber arts knitting data card is available at: <https://go.unl.edu/ne4hclothing> You will need to answer these questions on the fiber arts card.

1. Why did you choose to create this exhibit?
2. What steps did you take as you created this exhibit?
3. What were the most important things you learned?
4. Gauge-Number of rows per inch; number of stitches per inch.
5. Size of needles, fingers knitted, arm knitted, loom or machine knitted.
6. Kind of yarn – weight and fiber content.
7. Names of stitches used.

### LEVEL 2 KNITTED ITEMS

1. **Level 2 - Knitted clothing** - garment eligible for state fair fashion show if selected). Knitted item or garment using basic stitches including Knit (k), Purl (p), Slip Knit Pass Over (SKPO), Knit Two Together (K2tog), Yarn Over (yo) to form patterns.

2. **Level 2 - Knitted Home Design & Restoration Item**

3. **Arm or Finger Knitted Item Clothing or Home Design & Restoration Item**

4. **Loom Knitted Home Design & Restoration Item**

### LEVEL 3 KNITTED ITEMS

5. **Level 3 Knitted Clothing** - (garment eligible for state fair fashion show if selected). Knitted item or garment made from advanced knitting stitches such as pass slip stitch over, double-pointed needle knitting, cable, Turkish, tamerna, plait, germaine, feather and fan or knitting with one or more patterns such as Aran or Fair Isle made by using stitches learned in level 2 while advancing to circular knitting, double pointed needle knitting, knitting with multiple patterns stitches, and changing colors throughout the garment such as argyle knitting and chart knitting.

6. **Level 3- Knitted Home Design & Restoration Item** - Knitted item made by using stitches learned in level 2 while advancing to circular knitting, double pointed needle knitting, knitting with multiple pattern stitches, and changing colors throughout the garment such as argyle knitting and chart knitting.

7. **Level 3 - Machine Knitting**

PREMIUM CODE 10

### COUNTY ONLY ENTRIES KNITTING

16. **+Slippers**

17. **+Simple Hat**

18. **+Mittens**

19. **+Sweater or Shell**

20. **+Other Simple Item** (must have the approval of Extension Educator)

21. **+Finger Knitted Exhibit**

PREMIUM CODE 14

### CROCHET - DIVISION 226

Each crocheted entry must include the following information on the fiber arts data card with the entry tag or exhibit will be lowered one ribbon placing. The fiber arts knitting data card is available at: <https://go.unl.edu/ne4hclothing>  
You will need to answer these questions on the fiber arts card.

1. Why did you choose to create this exhibit?
2. What steps did you take as you created your exhibit?
3. What were the most important things you learned?
4. Gauge and size of hook or type of crocheting tool.
5. Kind of yarn – weight and fiber content or other material used.
6. Names of stitches used.

### LEVEL 2 CROCHETED ITEMS

1. **Level 2 Crocheted Clothing** - (garment eligible for state fair fashion show if chosen). Crocheted garment using basic stitches including chain, single, double, half-double, treble to form patterns.

2. **Level 2 Crocheted Home Design & Restoration Item** - crocheted item using basic stitches including chain, single, double, half-double, treble to form patterns.

### LEVEL 3 CROCHETED ITEMS

3. **Level 3 Crocheted Clothing** - advancing to use Afghan stitch, broomstick lace, hairpin lace, design motifs, and multiple pattern stitches.

4. **Level 3 Crocheted Home Design & Restoration Item** - crocheted item using stitches learned in level 2 while advancing to use Afghan stitch, broomstick lace, hairpin lace, design motifs, and multiple pattern stitches.

PREMIUM CODE 10

### COUNTY ONLY ENTRIES CROCHET

16. **+Slippers**

17. **+Simple Hat**

18. **+Mittens**

19. **+Shell, Vest, or Sweater**

20. **+ Other Simple Item** (on Extension Educator's approval)

PREMIUM CODE 14

### SHOPPING IN STYLE – DIVISION 240

**Those who enter classes 1 and 2 are also encouraged to enter the appropriate Fashion Show (modeling) class to participate in fashion show judging and the public fashion show. Modeling is not required but highly encouraged.**

### GENERAL ENTRY INFORMATION

Entries should be typed and then attached to a piece of colored cardstock or colored poster board. Posters should be on 14" x 22" poster board. You may use the front and back of the poster board. Three-ring binders should be 8 ½"x 11"x 1". Video exhibits should be less than 5 minutes in Length and be able to be played on a PC using Windows Media Player, Real Player, or QuickTime Player.

1. **Best Buy for Your Buck** - this class is for youth **Ages 8-13** before Jan. 1 of the current year. Provide details of the best buy of a garment(s) you made for your buck this year. Consider building the ultimate wardrobe by adding to this entry each year by dividing it into Year 1, Year 2, Year 3, etc. Put the story in a binder or video (see general information). **NO posters please in this class.** Do not include the Shopping in Style Fashion Show Information Sheet in your entry for this class.

Provide details about wardrobe inventory which indicates:

- why you selected the garment you did
- clothing budget
- cost of garment
- conclusion or summary statement stating your final comments on why you selected your best buy for your buck.
- provide 3 color photos of you wearing the garment (front, side, back views).

## FASHION SHOW - DIVISION 410

**2. Best Buy for Your Buck** - this class is for youth **Ages 14-18** before Jan. 1 of the current year. Provide details of the best buy of a garment(s) you made for your buck this year. Consider building the ultimate wardrobe by adding to this entry each year by dividing it into Year 1, Year 2, Year 3, etc. Put the story in a binder or video (see general information). **NO posters please in this class.** Do not include the Shopping in Style Fashion Show Information Sheet in your entry for this class.

Provide details about wardrobe inventory which indicates:

- why you selected the garment you did
- clothing budget
- cost of garment
- conclusion or summary statement stating your final comments on why you selected your best buy for your buck.
- body shape discussion
- construction quality details
- design features that affected your selection
- cost per wearing
- care of garment
- conclusion or summary statement(s) stating your final comments on why you selected your best buy for your buck
- provide 3 color photos of you wearing the garment (front, side, back views).

**3. Revive Your Wardrobe** - take at least two items in your wardrobe that still fit but that you do not wear anymore and pair them with a new garment or garments to make them wearable once again. Create a photo story which includes before and after photos and a description of what was done. Put in a binder, poster, or video (see general information).

**4. Show Me Your Colors** - select 6-8 color photos of you wearing different colors. Half should be what you consider to be good personal color choices and half should be poor personal color choices. Write a brief explanation with each photo describing your selections. Refer to the manual page 23 for more information. Entry should be a poster (see general information).

**5. Clothing 1st Aid Kit** - refer to page 73 of the manual and complete a clothing first aid kit. Include a list of items in the kit and brief discussion of why each was included. Put in an appropriately sized box or tote with a lid. No larger than a shoe box.

**6. Mix, Match, & Multiply** - using this concept from page 32 of the manual take at least 5 pieces of clothing and create new outfits. Use your imagination to show various looks (i.e., on a clothesline, in a tree, on a mannequin). Include a brief discussion of each outfit which demonstrates what you have learned by completing this entry. Entry can be a binder, poster, or video (see general information).

PREMIUM CODE 10

### NON-CLOTHING EXHIBITS - Division 245 COUNTY ONLY ENTRIES

The following classes are for those wanting to sew items other than clothing and have the construction skills evaluated. These are county-level only exhibits.

**1.+ Any non-clothing exhibit** - for those age 8 to 11 - examples: laundry bag, chair cushions, cloth gun case, etc.

**2.+ Any non-clothing exhibit** - for those age 12 years or older.

PREMIUM CODE 13

### GENERAL INFORMATION

Each 4-H'er may model a maximum of **three times, this includes (one constructed STEAM project garment, one Beyond the Needle exhibit, and one purchased outfit – Shopping in Style)**. Outfits must consist of items to be worn at one time except as noted. 4-H'er must model in the Public Show to receive premium money. Models must be 8 years of age or older by January 1 of the current year to be eligible for the State Fair.

### FASHION SHOW JUDGING

Will take place on Tuesday, July 16 in the morning. A schedule will be mailed to those who make the online fair entry by the fair entry deadline.

### FASHION SHOW NARRATION FORMS

**Must be completed online at:**

<https://go.unl.edu/24fashionshownarrativeform>

### ENTRIES NOT ACCEPTED FOR FASHION SHOW ENTRY

Sleep wear, textile clothing accessories, garments containing inappropriate language or images, or copyrighted items.

### COUNTY ONLY ENTRY STEAM CLOTHING 1

Entries should include skills learned in STEAM Clothing 1 A purchased top or bottom can be worn with the single garment entry to make a complete outfit.

**1. +Single Garment or Complete Outfit** - (top, bottom, or dress). Entry should include skills learned in level 1. Garment should be no have no zippers, buttons, or set-in sleeves.

### STEAM CLOTHING 2

Possible types of garments include dress; romper or jumpsuit, two-piece outfit combination (skirt with top, or lined/unlined jacket; jumper and top; pants or shorts outfit (pants or shorts with top, vest, lined/unlined jacket) or a purchased top can be worn to complete a constructed vest or lined/unlined jacket outfit with a constructed bottom. Upcycled Outfit Combinations – must contain a complete constructed outfit (examples: if the top is upcycled, must include a constructed bottom, if bottoms are upcycled, must include a constructed top, upcycled dress).

### 30. Modeled Constructed STEAM Clothing 2 Garment(s)

- 4-H members who have enrolled or have completed STEAM Clothing 3 projects are not eligible to enter STEAM Clothing 2.

**CRETE ACE HARDWARE**  
1025 Main Ave.      ▲Small Engine Repair  
Crete, NE 68333      ▲Equipment Rental  
Ph: 402-826-3397      ▲Party Rental

Big Green Egg              
              
[creteacehardware@gmail.com](mailto:creteacehardware@gmail.com)

### STEAM CLOTHING 3

A purchased top can be worn to complete a constructed vest or jacket outfit with a skirt, shorts, or pants.

**40. Modeled Constructed STEAM 3 Garment** - possible types of garments include dress or formal, skirted outfit combination (skirt with top, vest, lined/unlined jacket or jumper and shirt); pants or shorts outfit combination (pants or shorts with top, vest lined/unlined jacket); Romper or Jumpsuit; Specialty Wear (swim wear, costumes, western wear-chaps, chinks, riding attire or hunting gear; non-tailored jacket, or tailored blazer, jacket, or coat. Additional pieces may be constructed or purchased. Upcycled Outfit Combination – must contain a complete constructed outfit (examples: if the top is upcycled, must include a constructed bottom, if bottoms are upcycled, must include a constructed top, upcycled dress).

#### Knitted or Crocheted Clothing

**50. Modeled Knitted or Crocheted Clothing (Level 2 or 3)** - knitted garment using pattern stitches such as diamond, block, twist or seed/moss stitches or advanced knitting stitches such as pass slip stitch over, double-pointed needle knitting, cable, Turkish, tamerna, plait, Germaine, feather and fan or knitting with one or more patterns such as Aran or Fair Isle. Crocheted garment using pattern stitches such as texture, shell, cluster or mesh stitches or advance crochet stitches such as Afghan, broomstick, hairpin lace, design motifs or pattern stitches. Garment can be a sweater, cardigan, dress, coat, or two-piece ensemble (bottom and top).

### BEYOND THE NEEDLE

4-H'ers must show their original creativity. Designs are the original idea of the 4-H member using the elements and principles of design to make an original statement. No copyrighted character or logos.

**10. Modeled "Beyond the Needle" Embellished Garment(s) with Original Design** - garment created using intermediate or advanced techniques from the project manual. Upcycled garments are NOT accepted.

**15. Modeled "Beyond the Needle" Garment Constructed from Original Designed Fabric** - fabric yardage is designed first, and then a garment is constructed from that fabric. Other embellishments may be added.

**20. Modeled "Beyond the Needle" Textile Arts Garment(s)** - garment is constructed using new unconventional materials. Examples: rubber bands, plastic, duct tape.

**25. Modeled "Beyond the Needle" Wearable Technology Garment** - garment must have integrated technology into its design.

### COUNTY ONLY ENTRY BEYOND THE NEEDLE

**26.+ Modeled "Beyond the Needle" Embellish Garment with Original Design** - complete outfit (top, pants, shorts, dress, etc.). This class is not for accessories.

**27.+ Modeled "Beyond the Needle" Fashion Accessory** - this class is for textile-based accessories only such as shoes, bag/tote, etc. not a complete outfit.

### SHOPPING IN STYLE - DIVISION 410

Participants must be enrolled in the Shopping in Style 4-H Project to enter. All parts of the outfit must be purchased. The curriculum is developed and designed for youth age 8 and older to help them strengthen their consumer skills when purchasing clothing. Participants must model a complete outfit. All pieces of the garment must be purchased. Accessories such as jewelry and footwear can come from your existing wardrobe.

**60. Modeled Shopping in Style Purchased Outfit AND Written Report** (age 8 and older on January 1) - all parts of the outfit must be purchased. The written Report can be found at: <https://go.unl.edu/shoppinginstylereportform>

### SHOPPING IN STYLE

#### COUNTY ONLY ENTRY \$15 CHALLENGE

**61. +\$15 Challenge** (age 8 and older) - 4-H members enrolled in any clothing project or Shopping in Style may model their \$15 Challenge exhibit. Entry is a purchased outfit for \$15 or less. 2. Complete the \$15 Challenge Report Form and turn into the Extension Office by the date listed on the form. You will be expected to participate in Fashion judging and participate in the public fashion show. You will be challenged to use your shopping skills to purchase a complete outfit (top and bottom) for no more than \$15. You may accessorize it with jewelry or footwear you already have in your wardrobe. Participants need to complete the form at: <https://go.unl.edu/15dollarchallengeform> and return to the Extension Office.

PREMIUM CODE 3







## HOME DESIGN AND RESTORATION

### Superintendent: Cindy Brandt



#### GENERAL ENTRY INFORMATION

All Home Design and Restoration entries must be items designed to be used for home decorating, home furnishing, or home management.

Apply color and design principles using different materials and display objects for your home; develop original designs; plan a comfortable, clean, attractive home; make connections between visual arts and other disciplines; explore ways to make your house more green; learn new painting techniques; design or select furniture, fabric, and storage items for your room; accessorize a room-design or select unique items such as wall art, wall arrangements, or lamps; recognize factors that make antiques valuable; refurbish and restore heirloom or heritage furnishings and accessories; preserve family heirlooms.

Accessories should be ones of high quality (as compared to quick, simple crafts), that are suitable for use in the home several months throughout the year. Items entered that are not for home decorating (clothing, purses, note cards, necklaces, key chains, scrapbooks, or photo albums, etc.) are not judged. Holiday decorations will not be accepted at State Fair but can be entered as county only exhibits. Exhibits using kits are also discouraged as kits limit decision-making in the design process.

Items should show creativity and originality, along with the application of design elements and principles. Youth are required to include the design elements and principles they used, along with simple explanation of how they designed their project with their project with their exhibit. Information on the elements and principles of design may be found in the Design Decisions manual.

Items should be ready for display in the home: pictures framed, wall hangings and pictures ready to hang, etc. No single mat board or artist canvas panels allowed. Wrapped canvas (if staples not visible on edge) are acceptable without framing. Make sure hangers are strong enough to support the entry. Command Strips are not adequate hangers. Items not ready to display will be dropped one ribbon placing.

Items should not be made for beginning level or other projects (ex: simple 10-minute) table runners or woodworking). Exhibits from the beginning level project Design My Place, are county only and not state fair eligible.

#### EXHIBIT SIZE

Exhibits may be no taller than 7' and no wider than 6'. All exhibits must be easily lifted by two staff members.

#### EXHIBIT IDENTIFICATION

In addition to the entry tag, all exhibits must be labeled with the exhibitor's name and county. This can be a piece of masking tape, label, or small piece of paper affixed to the exhibit.

#### ENTRY LIMIT

One entry per class.

**INTERVIEW JUDGING:** Interview judging is available. Please read 4-H static exhibit general information on page 56.

**SUPPORTING INFORMATION IS REQUIRED**  
Supporting information is required for all Home Design & Restoration exhibits for the Saline County Fair and the state fair. The information must include elements or principles of design used and steps taken to complete the project. The tag templates can be found at: <https://go.unl.edu/ne4hhomeenvironment>

All exhibits must receive a purple ribbon to advance to the state fair if chosen.


#### DESIGN MY PLACE - Division 250 COUNTY ONLY ENTRIES in MY SPACE/DESIGN MY PLACE

1. **+Needlework accessory** - (made with yarn or floss)
2. **+Simple fabric accessory** - (pillow, table runner, laundry bag, pillowcase, etc.)
3. **+Accessory** - made with original batik or tie dye
4. **+Simple accessory** - using wood, plastic, glass, clay, or paper
5. **+Storage Item** - made, decorated or up-cycled
6. **+Bulletin Board** - (any type - cork, chalkboard, fabric, or combination)
7. **+Metal tooling or metal punch accessory**
8. **+Handmade Bath Salts, Lotion, Scrub, Soap, Linen Spray, etc.**
9. **+Miscellaneous exhibit** - must be an exhibit for the home

PREMIUM CODE 14

**Sapp Brothers Petroleum**

**1305 Linden • Crete**



Gas, Diesel Fuel, Heating Oil,  
Kerosene, Propane,  
Industrial/Farm Oils &  
Greases

24 Hour Fueling at Station  
 (402) 826-2244 or 1-800-307-7244  
 Contact: Chuck Rains

## HEIRLOOM TREASURES/FAMILY KEEPSAKES Division 256

### GENERAL ENTRY INFORMATION

This project area is for items with historic, sentimental, or antique value that are restored, repurposed, or refurbished to keep their original look and value. It is not for recycled items. For example, a bench would be considered an heirloom if the original finish is restored, but if decorated by painting it would be considered recycled. Entering highly valuable items (especially small ones) is discouraged, as exhibits are not displayed in closed cases.

1. List of steps taken to complete your project. The information must also include the element or principle of design used. Before and after pictures encouraged.
2. Keepsakes documentation: how you acquired the item and the history of the item – may be written, pictures, audio, or video tape of interview with family member, etc.

1. **Trunks** - including doll-sized trunks or wardrobes.
2. **An Article** - either a newly made “treasure” (accessory) from an old item or an old “treasure” (accessory) refinished or renovated. May include a display of a collection or collectibles, being careful not to destroy the value of the collection.
3. **Furniture** - either a repurposed “treasure” from an old item or an old “treasure” refinished or renovated. May include doll-sized furniture.
4. **Cleaned and Restored Heirloom Accessory or Furniture** - a reconditioned and cleaned old piece of furniture or accessory that is functional for use or display. Item might be cleaned and waxed, and simple repairs made. Item would not be refinished or repainted but reconditioned to restore it to its original look or to prevent it from further damage as a valuable heirloom. Consult extension publication **Care and Conservation of Heirloom Textiles, G1682** for information on textiles. (Refinished items go in classes 2-3.) This publication can be found at: <https://go.unl.edu/gcnh>. This class is for situations where it may be best to do very little to the item to maintain its antique value. Item or article should be of complexity suited to an advanced project.

PREMIUM CODE 6



## DESIGN DECISIONS - Division 257

**1. Design board for a Room** - include: color scheme, wall treatment, floor treatment, etc. OR floor plan for a room poster (22" x 28") or multimedia presentation (on CD). Show what you learned with before and after pictures, diagrams, samples, story, cost comparisons, optional arrangements, etc.

**2. Problem Solved, Energy savers, OR Career Exploration** - identify a problem (as problem windows, storage needs, inconvenient room arrangement, etc.) OR explore a career related to home environment. Using a poster, notebook, multimedia presentation (on CD), or other method, describe the problem and how it was solved or your career exploration. (Pages 74-93 of project manual.)

**3. Solar, Wind, or Other Energy Alternative for the Home** - can be models, either an original creation or an adaptation of kit. If kit, label and explain what was learned and how the item could be used in or on exterior of home. (Pages 74-93 of project manual.)

**4. Technology in Design** - incorporate technology into a project related to home design; for example, using conductive thread to create a circuit that enhances a wall hanging.

**6. Window Covering** - may include curtains, draperies, shades, shutters, etc.

**7. Floor Covering** - may be woven, braided, painted floor cloth, etc.

**8. Bedcover** - may include quilt, comforter, bedspread, dust ruffle, pillow sham, canopy, etc. For quilts, state who did the quilting. (No tied fleece blankets in this class). (Pages 50-53 of the project manual.)

**9. Accessory-Original Needlework/Stitchery** - made by 4-H member. Judging is based on workmanship and wise application of art elements and design principles in both the picture and frame.

**Definitions of 2D and 3D - A two-dimensional (2D) object is an object that only has two dimensions, such as a length and a width, and no thickness or height. A three-dimensional (3D) object is an object with three dimensions: a length, a width, and a height.**

**10. Accessory Textile 2D** - tablecloth or runner, dresser scarf, wall hanging, etc. (No tied fleece blankets and no 10-minute beginning items in this class.)

**11. Accessory Textile 3D** - pillows, fabric bowls, etc. No STEAM 1 pillows. (No fleece tied exhibits in this class.)

**12. Accessory - 2D**

**13. Accessory - 3D** - (string art, wreaths, macrame, etc.)

**14. Accessory - Original Floral Design** - arranged by 4-H'er.

**15. Accessory - Original made from Wood** - burn, cut, shape, or otherwise manipulate. Simply painting a wooden item does not belong in this class.

**DESIGN DECISION CLASSES CONTINUED ON THE NEXT PAGE.**

**16. Accessory - Original Made From Glass** - etch, mosaic, stain, molten or otherwise manipulated. Simply painting a glass item does not belong in this class.

**17. Accessory - Original Made From Metal** - cut, shape, punch, sculpt, reassemble, or otherwise manipulate.

**18. Accessory - Original Made From Ceramic or Tile** - treatment to exhibit must go through process that permanently alters the medium. Painting alone is not sufficient.

**19. Accessory - Recycle/Upcycled Item for the Home** - reuse a common object or material in a creative way. Include description of what was done to recycle or reuse item in your attached information.

**20. Furniture-Recycled/Remade** - made or finished by using a common object or material in a creative way. Include description of what was done to recycle or reuse item in your attached information.

**21. Furniture - Wood Opaque Finish** - such as paint or enamel.

**22. Furniture - Wood Clear Finish** - showing wood grain.

**23. Furniture - Fabric Covered** - may include stool, chair seat, slipcovers, headboard, etc.

**24. Furniture - Outdoor Living** - furniture made or refurbished by 4-H member suitable for outdoor use. Entry may be displayed outside at the fair. Include description of what was done to recycle or reuse item in your attached information.

**25. Accessory - Outdoor Living** - accessory made/refurbished by 4-H member suitable for outdoor use. Entry may be displayed outside at the fair. Include description of what was done to recycle or reuse item in your attached information.

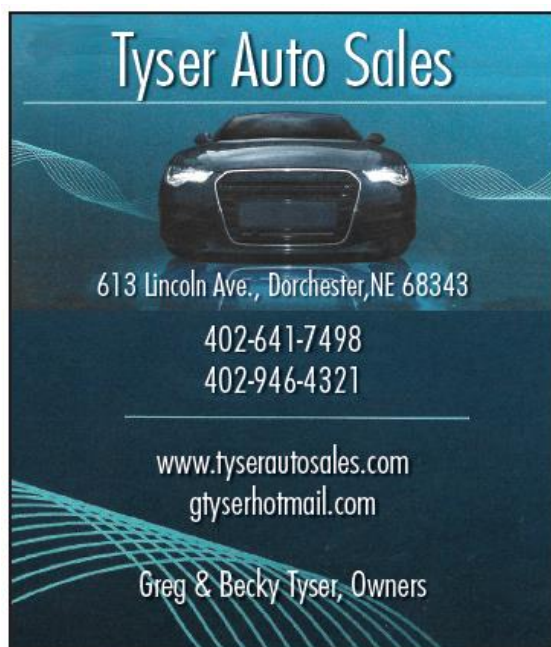
#### COUNTY ONLY ENTRIES FOR DESIGN DECISIONS

**27. +Wall Hanging**

**28. +Tied Blanket**

**29. +Tied Pillow**

PREMIUM CODE 13



**Tyser Auto Sales**

613 Lincoln Ave., Dorchester, NE 68343

402-641-7498  
402-946-4321

www.tyserautosales.com  
gtyserhotmail.com

Greg & Becky Tyser, Owners

#### COUNTY ONLY ENTRIES FOR SEASONAL DÉCOR Division 275

(For anyone enrolled in the Home Design & Restoration project.)

These exhibits should be well thought out exhibits. Paper cut-out decorations or coloring pages will be exhibits will not be accepted. These should be 2-D or 3-D exhibits. The exhibits could be centerpieces, wall décor, or even yard décor for these holidays.

#### ENTRY LIMIT

One entry per class.

#### Winter Décor

**1. +Winter Décor Exhibit 1**

**2. +Winter Décor Exhibit 2**

#### Valentine's Day Décor

**3. +Valentine's Day Exhibit 1**

**4. +Valentines' Day Exhibit 2**

#### Easter Décor

**5. +Easter Décor Exhibit 1**

**6. +Easter Décor Exhibit 2**

#### Spring or Summer Décor

**7. +Spring or Summer Décor Exhibit 1**

**8. +Spring or Summer Décor Exhibit 2**

#### July 4 or Patriotic Décor

**9. +July 4 or Patriotic Décor Exhibit 1**

**10. +July 4 or Patriotic Décor Exhibit 2**

#### Fall, Halloween or Thanksgiving Décor

**11. +Fall, Halloween or Thanksgiving Décor Exhibit 1**

**12. +Fall, Halloween or Thanksgiving Décor Exhibit 2**

#### Christmas Décor

**13. +Christmas Décor Exhibit 1**

**14. +Christmas Décor Exhibit 2**

#### Other Holiday Décor Not Fitting in Other Classes

**15. +Other Holiday Décor Exhibit 1**

**16. +Other Holiday Décor Exhibit 2**

#### COUNTY ONLY ENTRIES - Division 258

(For anyone enrolled in the Home Design & Restoration project.)

**1. +A Gift for the Home** - accessory, etc.

**2. +Yard Art Item** - stepping stone, sign, etc.

**3. +Front Porch Item(s)** - sign, decorated planter, etc.

**4. +Wall Hanging** - door sign, house number sign, etc.

PREMIUM CODE 14



## VISUAL ARTS

### Superintendent: Cindy Brandt



#### GENERAL ENTRY INFORMATION

The purpose of the 4-H Visual Arts projects is to practice using design elements and principles while exploring and experimenting with various mediums and techniques. In addition, youth should practice self-expression and work to communicate their personal voice through their work with an emphasis on originality.

Project goals include: practicing drawing, fiber arts, and sculpting; developing artistic talents and skills; understanding the visual arts in relation to history or culture; learn painting, printing, and graphic design techniques; make connections between visual arts and disciplines; create original artwork; practice using design elements and principles; explore and experiment with various mediums and techniques; practice self-expression; learn to communicate a personal voice through artwork.

All work must be the original works of the 4-H member and should show creativity and originality. No copyrighted images or master studies.

Exhibits may utilize any medium or combination of mediums on any surface. All exhibits must be appropriately presented and ready to be professionally displayed. Artwork should depict the artist's own interpretation of the item. All exhibits should include an explanation of how the piece reflects the item and what ideas or thoughts the artist was attempting to express or communicate.

All exhibits must be ready for professional display. All exhibits must be presented appropriately for the medium(s) used and ready to be professionally displayed. 2-dimensional pieces should be ready to hang using a using a sawtooth or wire hanger.

Exhibits must be entered in the appropriate class based on the medium(s) used or them. Exhibits in inappropriate classes may be dropped a ribbon placing.

#### EXHIBIT IDENTIFICATION

In addition to the entry tag, all exhibits must be labeled with the exhibitor's name and county. This can be a piece of masking tape, label, or small piece of paper affixed to the exhibit.

#### ENTRY DESCRIPTION

At the time of fair entry in the fair entry website, you **MUST** enter a description that includes a visual description of the exhibit, including size, dominant color, and subject to aid in identification. Ex: painting in gold frame, 8"x10", purple grapes.

#### SUPPORTING INFORMATION IS REQUIRED

Supporting information is required for all Visual Arts exhibits. Information must include responses to all questions and steps taken to complete the project. Supporting information must be securely attached to the back of the exhibit. Supporting information tag templates can be found at:

<https://go.unl.edu/ne4hvisualarts>

Exhibits with missing or incomplete supporting information will be dropped one ribbon placing.

#### ENTRY LIMIT

One entry per class.

All exhibits must receive a purple ribbon to advance to the state fair if chosen.

#### VISUAL ART MEDIUMS - Division 260

1. **Original Acrylic Painting**
2. **Original Oil Painting**
3. **Original Watercolor Painting**
4. **Original Pencil Drawing**
5. **Original Charcoal Drawing**
6. **Original Ink Drawing**
7. **Original Fiber Art** - could include weaved art, dyed fabric, felted wool, cotton linter, etc.
8. **Original Sculpture** - could include Styrofoam, wood, cardboard, paper, metal, wire, etc.
9. **Original Ceramic Pottery** - no purchases ceramic pottery. Must be glazed and fired. May be any hand-built technique or wheel thrown. May be functional or non-functional. Could include slab built, pinch pots, coil built, wheel thrown, etc.
10. **Original Painting on Purchased Ceramic Surface** - no hand-built or wheel thrown pottery. May be functional or non-functional. Could include figurines, cups, bowls, etc.
11. **Original Single Media Not Listed** - could include digital art, leathercrafting, printmaking, stained glass, pastels, scratchboard, sand painting, encaustic painting, chalk, etc.
12. **Original Mixed Media** - could include any combination of two or more other mediums or materials.



Concrete Products • Sand • Rock • Gravel  
 Plant Locations  
 Beatrice • Hwy 2 • Crete • Fairbury  
 Seitz Quarry • Beatrice Sand & Gravel

800.677.3405

www.beatriceconcretecompany.com



**VISUAL ART THEMES - Division 261**

**1. Original Art Inspired by Plants or Animals Painting** - could involve but is not limited to domestic animals, pets, agriculture, wild animals, wildlife conservation, house plants, fruit, vegetables, flowers, native plants, trees, etc.

**2. Original Art Inspired by Landscapes** - could involve but is not limited to rural landscapes, natural environments, man-made environments, urban landscapes, extraterrestrial landscapes, oceanic scenes, buildings, fantasy landscapes, agricultural landscapes, etc.

**3. Original Art Inspired by People** - could involve but is not limited to cultural art, modern society, portraits, daily life, careers, families, emotions, etc.

**4. Original Art Inspired by Artist's Choice** - could involve but it not limited to food, cars, fantasy worlds, imaginary characters, science-fictions, history, etc.

PREMIUM CODE 13



Tree Removal - Trimming - Stump Grinding and More

Dylan - (402) 366-1239  
axlinelandscaping@gmail.com

Find us on Facebook 

Wilber (402) 821-2812  
Crete (402) 826-2104

*Over 119 Years of Service*

Complete Building Service • Contracting • Free Estimates




**Your Healing Destination**

-  NOC Ortho Quick Care - Walk-in Clinic
-  Sports Medicine
-  Fracture Care
-  Spinal Surgery
-  Hand/Wrist/Elbow
-  Arthritis Surgery
-  Arthroscopic Surgery
-  General Orthopaedics
-  Foot & Ankle Care
-  Total Joint Replacement

**GET IN TOUCH | TWO LOCATIONS, ONE NAME**

www.NebraskaOrtho.com  
402-436-2000

North Office  
575 S 70th St, Suite 200  
Lincoln, NE 68510

South Office  
6900 A Street  
Lincoln, NE 68510



102 N West Ave, Western, NE

Phone: 402-433-4151


Open Tuesday through Sunday.

Lunch and Supper specials daily.

Dine in and carry out.

Family owned small town bar with great atmosphere.  
There's No Place Like Have's Place!

**THE WELL**  
wellness, purpose, abundance



**Julie Holly**  
Licensed Massage Therapist  
Certified Aroma Therapist  
402-418-1838  
1002 Lincoln St. Dorchester, NE 68343  
thewell2@hotmail.com  
facebook: Julie Well  
facebook: The Well

**JAY'S Oil & Propane**  
*Over 45+ Years of Service*  
Bulk Tankwagon Service  
Propane Gas and Diesel • Custom Exhaust Work



237 West 13th, Crete  
(402) 826-2980



## PHOTOGRAPHY EXHIBITS

**Superintendent: Melanie Kunc**



### GENERAL INFORMATION

Any 4-H'er enrolled in Photography can exhibit in Level 1 as this is a county only division. **However, 4-H'ers are allowed to exhibit entries in only ONE level of either Level 2 or Level 3 as these levels are eligible for State Fair should they be selected.** Ex: You are enrolled in Level 2 photography, and you enter a level 2 photography exhibit for the county fair; this means you cannot enter any level 3 exhibits for the county fair. You can, however, enter any level 1 exhibit as these are county only exhibits.

### RULES APPLYING TO ALL PHOTOGRAPHY EXHIBITS

#### ENTRY LIMIT:

One entry per class number.

**INTERVIEW JUDGING:** Interview judging is available. Please read 4-H static exhibit general information on page 56.

Photos must be taken by the 4-H member during the current project year (except Portfolios which may include images captured and/or exhibited in previous years). An image may only be used on one exhibit with the exception of Portfolios, which may include images entered in other classes.

The date feature should be disabled when taking 4-H photos.

**Camera types** - Photos may be taken with any type of film or digital camera, including phones, tablets, and drones.

**Entry Tags** - Entry tags should be securely attached to the upper right-hand corner of picture displays. Exhibit Prints can scotch tape entry tags to the upper right-hand corner.

**Matting (Sandwich backing) Your "Print" Exhibits** - When Sandwich backing is specified, this refers to the picture being placed between the mat and mat-board backing (like a sandwich) securely fastened together to hold picture in place with glue or double stick tape. Matting instructions can be found at: <https://go.unl.edu/4hphotographyexhibitprep>

Securely attach photos, mats, backing, and data tags. Exhibits that are poorly attached may be disqualified. Do not use photo corners, borders, or place coverings over the exhibit.


**Prints should be brought and entered in a plastic bag for display purposes (most fit in 2-inch gallon bags).**

**Data Tags** - Required on all photography print and display exhibits. Data Tags are not required on Portfolios. Each exhibit must have the appropriate number and level of data tags as outlined below. Data Tags are at <https://go.unl.edu/ne4h-photography> or can be picked up at the Extension office. Attach data tags securely to the back of the exhibit. Instructions for completing Data Tags can be found at: <https://go.unl.edu/howtocompletephotographydatatag>

- **Level 1 Exhibits:** All Level 1 exhibits must have a Level 1 Data Tag.
- **Level 2 Prints:** All Level 2 prints must have a Level 2 Data Tag.
- **Level 2 Displays:** Each photo of the display must include a separate Level 2 Data Tag. Data Tags should be numbered with the corresponding photo's number.
- **Level 3 Prints:** All Level 3 prints must have a Level 3 Data Tag.

**Portfolios** - All portfolios must include the following information: 1) 1-page max bio, 2) table of contents, 3) year each photo was taken, 4) title for each image, 5) device make and model used to capture each image and 6) reflections for each photo. When writing reflections, youth should focus on what new photography techniques or skills they were practicing when they took the photo, what makes the image successful, and what could have been done to improve the image. Data tags are not required for portfolios. Portfolios may be presented in either print or digital formats:

1. Printed portfolios should be presented in an 8.5x11 three-ring binder or similar book format. Recommended photo size is 8" x10". Matting is not necessary.
2. Digital portfolios may be presented online and must be exhibited along with a single 8.5"x11" flyer. Flyers must include a link, URL, or QR code that takes users (judges and fairgoers) to their online portfolio.

	<p><b>RICHARD D. KUBICEK, D.D.S., P.C.</b>  GENERAL DENTISTRY  FOR ADULTS &amp; CHILDREN</p> <p>920 2nd STREET  FRIEND, NEBRASKA 68359-1134  Telephone  (402) 947-5111</p>
--	--

**Display Exhibits** - Display exhibits are only accepted in Level 2 classes. Displays consist of three 4"x6" photos mounted on a single horizontal 11"x14" black or white poster or mat board. Incorrect sizes will not be accepted. No foam board backing should be used. Each photo in the display must be numbered using a pencil. Numbers should be readable but not distract from the overall display. No titles, captions, or stick-on numbers will be allowed. Photos may be mounted vertically or horizontally. Appropriate Data Tags are required. Data Tags are required.

**Print Exhibits** - Print exhibits must be 8x10 printed and mounted in 11x14 (outside size) cut matting with a sandwich mat board backing. Incorrect sizes will not be accepted. No foam board should be used for matting or backing. Mat openings may be rectangular or oval. Photos may be horizontal or vertical. No frames are allowed. Appropriate data tags are required.

**PHOTOGRAPHY BASICS (Level 1) - Division 180  
ALL EXHIBITS IN Level 1 ARE COUNTY ONLY**

**1.+ Tricks and Magic Display or Print** - entry will capture visual trickery or magic. Trick photography requires creative compositions of objects in space and are intended to trick the person viewing the photo. (Activity 11)

**2.+ People, Places, or Pets with Personality Display or Print** - photos should have a strong focal point of people, places, or pets capturing their personality or character. Photos may be posed or unposed. (Activity 13)

**3.+ Black and White Display or Print** - photos should create interest without the use of color. Photos should show strong contrast and/or textures. Photos may be captured in black and white or captured in color and edited to black and white. (Activity 15)

**4.+ Challenging Photo Exhibit: Telling a Story Display** - exhibit will include three photos which tell a story without words. Photos may show something being created, destroyed, consumed, moving, or growing. Photos should capture the beginning, middle, and end of a single story, project, or event. The display will consist of three 4x6 photos mounted on a single horizontal 11"x14" black or white poster or mat board. Each photo in the display must be numbered using a pencil. Numbers should be readable but not distracting from the overall display. No titles, captions, or stick-on numbers are allowed. Photos may be mounted vertically or horizontally. Data tags are required for each photo in the display. (Activity 14)

**5.+ Animals or Bird Display or Print** - photo will capture an unposed subject in its natural habitat or being in its own environment.

**6.+ Landscapes Display or Print** - entries could include sunrises, sunsets, weather events, or nature's landscapes capturing only natural scenes. Photos should be in color.

**7.+ Fair Theme Display or Print** - open to artistic interpretation, capture photo(s) that showcase this year's fair theme, "Fun for the Whole Herd". The photo(s) can be black and white or color.

**8.+ Alphabet Soup Display** - capturing naturally occurring letter shapes, with photos, spell out your first OR last name. Realistically, the display should contain less than 10 letters for ease of displaying at the fair. Based on the variables of the entry, 4x6 photos should be arranged horizontally or vertically, secured to a background that allows them to be hung similarly to other entries on the display racks or by a display easel provided by the 4-Her. Creativity is allowed with the background of the display, but poster board or foam board is recommended. Plywood or barnwood is not recommended.

PREMIUM CODE 13

**NEXT LEVEL PHOTOGRAPHY (LEVEL 2) -  
Division 181**

Level 2 photographers should be utilizing all the skill and techniques they have developed thus far in their photography careers, especially topics covered in Book 1 Photography Basics and Book 2 Next Level Photography.

**10. Level 2 Portfolios** - level 2 portfolios should represent the photographer's best work and must include 5-7 different images from the 4-H member's photography career. At least 2 images must have been taken during the current year. The remaining images may have been taken at any time during the member's 4-H experience and may have been previously exhibited. Portfolios may include photos which are exhibited in other Level 2 classes during the same year. Portfolios must include: 1) 1-page max bio, 2) table of contents, 3) year each photo was taken, 4) title for each image, 5) device make and model used to capture each image, and 6) reflections for each image. When writing reflections, youth should focus on what new photography techniques they were practicing when they took the photo, what makes the image successful, and what could have been done to improve the image.

**20. Creative Techniques & Lighting Display or Print** - photos should capture a creative use of lighting, such as diffused lighting, back lighting, or hard lighting, reflections, or another lighting technique covered in LEVEL 2 Next Level Photography (activity 3, 4,5).

**30. Creative Composition Display or Print** - photos should capture a creative composition using the rule of thirds, golden triangle, golden rectangle, or another composition technique in LEVEL 2 Next Level Photography (activity 6, 7, 8, 9)





**40. Abstract Photography Display or Print** - photos should be abstract or capture a small piece of a larger subject. Abstract photos may not look like anything in particular but should be able to capture a viewer's attention in LEVEL 2 Next Level Photography (Activity 11).

**50. Candid Photography Display or Print** - candid photos should capture a special moment or meaningful interaction. Photos should be un-posed in LEVEL 2 Next Level Photography (Activity 10).

**60. Expression Through Color Display or Print** - photos should capture a creative use of color or a color scheme, such as complimentary, contrasting, monochromatic, warm, cool, primary, secondary, or tertiary in LEVEL 2 Next Level Photography. (Activity 13).


#### COUNTY ONLY ENTRIES LEVEL 2

**61.+ Portrait (Seniors)** - can be a 5"x7" or 8"x10" sandwich matted photo. Capture a photo of a high school senior capturing a hobby or interest or something treasured about their personality.

**62.+ Food Blog Photography** - can be a 5"x7" or 8"x10" sandwich matted photo. Take a photo of a staged food or ingredients taking into consideration presentation of the item(s).

**63.+ Flat Lay Print or Display** - create a flat lay of collaborative objects or clothing that coordinate well together based on hue, tones, or purpose. Using proper composition, submit color photo(s) capturing your creation. Flat Lay Definition: Flat Lay Photography is a photograph taken from directly above looking down giving a bird's eye view of what it is your photographing and is an extremely popular genre of photography on social media.

PREMIUM CODE 12



#### MASTERING PHOTOGRAPHY (LEVEL 3)

##### Division 182

Level 3 photographers should be exploring and experimenting with advanced techniques. This may include but does not necessarily require using SLR camera, manual adjustments, or other advanced equipment. Level 3 photography should be utilizing all the skills and techniques they have developed throughout their photography career, especially topics covered in Book 1 and Book 2, and Book 3.

**10. Level 3 Portfolio** - level 3 portfolios should represent the photographer's best work. Must include 9-11 images from the 4-H'ers career. At least 3 photos should be from the current year. The remaining images may have been taken at any time during the member's 4-H experience and may have been previously exhibited. Portfolios may include photos which are exhibited in other Level 3 classes during the same year. See rules for portfolios above.

**20. Advanced Techniques & Lighting Print** - photos should show an experimentation or exploration of advanced lighting, such as low light or silhouette photography or another advanced photography technique, such as astrophotography, underwater photography, or infrared photography found in Level 3 Mastering Photography. (Activity 3, 4, 5, or 12)

**30. Advanced Composition Print** - photos should show advanced compositions, such as using diagonal, horizontal, or vertical lines or repeating shapes to frame a subject or lead the viewer's eye through a scene; breaking the rule of thirds to compose a discordant image; or another advanced composition technique covered in Level 3 Mastering Photography. (Activity 6, 7).

**40. Portrait Print** - a great portrait captures not only a person's physical image, but also something of the person's character or personality. Photos may be either formal or informal but must be of one or more human subjects found in Level 3 Mastering Photography (Activity 9)

**50. Still Life Print (SF89)** - Photos should capture non-moving objects that have been arranged in an interesting way. Photos should demonstrate advanced control over lighting and composition found in Level 3 Mastering Photography (Activity 8)

**60. Freeze/Blur the Moment Print** - photos should capture a subject in motion. Photographers should adjust shutter speed to either freeze or blur the movement covered Level 3 Mastering Photography (Activity 11).

#### COUNTY ONLY ENTRIES UNIT 3

**61.+ Portrait (Babies)** - can be a 5"x7" or 8"x10" sandwich matted photo. Using proper composition and considering posing, take a photo capturing a baby.

**62.+ Portrait (Family Group)** - can be a 5"x7" or 8"x10" sandwich matted photo. Take a group or family photo, each photo must have 2 or more people included in the shot.

**63.+ Portrait (Multi-Generational Family)** - can be a 5"x7" or 8"x10" sandwich matted photo. Take a posed family photo, each photo must have 2 or more people included in the shot focusing on the generational differences.







## GENERAL EXHIBITS

### Superintendent: Ellie Binder



#### GENERAL INFORMATION

Many exhibits in the General area divisions require supporting information such as a plan for a Woodworking project, a set of questions 4-H members are required to supply answers for, etc. Failure to provide the required supporting information will result in the exhibit being lowered one ribbon placing.

#### ENTRY LIMIT

One entry per class.

**INTERVIEW JUDGING:** Interview judging is available. Please read 4-H static exhibit general information on page 56.

### HERITAGE

The purpose of the Heritage project is to acquire knowledge, develop a connection to the past and share the story of a 4-H member's heritage and history around them. An exhibit of items, pictures, maps, charts, slide tapes, drawings, illustrations, writings, or displays that depict the heritage of the member's family or community or 4-H history.

#### GENERAL INFORMATION

Exhibits are entered at 4-H'ers own risk. The Saline County 4-H program or the Ag. Society is not responsible for loss or damage to family heirloom items or any items in this division.

All exhibits should be labeled with name, county, age, and number of years' experience in the project.

#### DISPLAY SIZE

Displays should not be larger than 22" x 28" wide. Pictures and other hanging items must have a wire hanger for display purposes. Collections should be securely displayed in an attractive container no larger than 22" x 28".

#### HERITAGE LEVEL I - Division 101 Beginning (1-4 years in project)

1. **Heritage Poster or Flat Exhibit** - entries may be pictures, posters, items that depict family heritage. Exhibits must be supported by a written explanation.
2. **Family Genealogy/History Notebook** - include pedigree charts/family group sheets, with documentation for two to three generations of one family line, expanding each year. If multiple books included in exhibit, only bring book with most current year's work.
3. **Local History Scrapbook/Notebook** - scrapbook or notebook that depicts history of local community or Nebraska that helps youth appreciate their heritage.

4. **Framed Family Groupings (or individuals) of pictures showing family history** - pictures must be supported by a written explanation.

5. **Other Exhibits depicting the heritage of the Member's Family or Community** - exhibit must be supported by a written explanation. May include biographical album of themselves or another family member, family cookbooks, etc.

6. **4-H History Scrapbook** - relating 4-H history of local club or county, must be work of individual 4-H'er, no club reports. If multiple books included in exhibit, only bring book with most current year's work.

7. **4-H History Poster** - relating to 4-H history of local club or county or individual.

8. **Story or Illustration about a Historical Event**

9. **Book Review about local, Nebraska or regional history**

10. **Other Historical Exhibits** - attach an explanation of historical importance.

11. **Family Traditions Book** - story or illustration of a family tradition or event. Exhibits must be supported by a written explanation.

12. **Family Traditions Exhibit** - story or illustration of a family tradition or event. Exhibits must be supported by a written explanation.

13. **4-H Club/County Scrapbook** - scrapbook relating to 4-H history of local club or county compiled by club historian. If multiple books included in exhibit, only bring book with most current year's work.

14. **4-H Member Scrapbook** - scrapbook relating to individual 4-H members' 4-H history. If multiple books included in exhibit, only bring book with most current year's work.


15. **Special Events Scrapbook** - a scrapbook relating to a 4-H special event, such as Congress or CWF or a personal or family special event, such as a trip, family reunion, etc.

**Images Uniquely Yours**  
Photos by Liz

**Liz Poessnecker**  
Owner and Photographer

401 N Cherry  
De Witt, Nebraska 68341  
402-693-3145  
Cell: 402-228-6030  
imagesuniquelyyours@gmail.com

Families, seniors, individuals, sports, events, photobooth



## HERITAGE LEVEL II - Division 102

### Advanced (over 4 years in project)

1. **Heritage Poster or Flat Exhibit** - entries may be pictures, posters, items that depict family heritage. Exhibits must be supported by a written explanation.
2. **Family Genealogy/History Notebook** - include pedigree charts/family group sheets, with documentation for two to three generations of one family line, expanding each year. If multiple books are included in exhibit, only bring book with most current year's work.
3. **Local History Scrapbook/Notebook** – scrapbook or notebook that depicts history of local community or Nebraska that helps youth appreciate their heritage.
4. **Framed Family Groupings (or individuals) of pictures showing family history** - pictures must be supported by a written explanation.
5. **Other Exhibits depicting the heritage of the Member's Family or Community** - exhibit must be supported by a written explanation. May include biographical album of themselves or another family member, family cookbooks, etc.
6. **4-H History Scrapbook** - relating 4-H history of local club or county, must be work of individual 4-H'er, no club reports. If multiple books are included in exhibit, only bring book with most current year's work.
7. **4-H History Poster** - relating to 4-H history of local club or county or individual.
8. **Story or Illustration about a Historical Event**
9. **Book Review about local, Nebraska or regional history.**
10. **Other Historical Exhibits** - attach an explanation of historical importance.
11. **Exhibit** Depicting the Importance of a Community of Nebraska Historic Landmark.
12. **Community Report** - documenting something of historical significance from past to present.
13. **Historic Collection** - displayed securely and attractively in a container no larger than 22" x 28".
14. **Video Documentary of a Family or Community Event** - Must be produced and edited by 4-H member. Must be entered as a DVD or USB.
15. **4-H Club/County Scrapbook** - scrapbook relating 4-H history of local club or county compiled by club historian. If multiple books are included in exhibit, only bring book with most current year's work.
16. **4-H Member Scrapbook** - scrapbook relating to individual 4-H members' 4-H history. If multiple books included in exhibit, only bring book with most current year's work
17. **Special Events Scrapbook**-A scrapbook relating to a 4-H special event, such as Congress or CWF or a personal or family special event, such as a trip, family reunion, etc.

PREMIUM CODE 14

## CITIZENSHIP - Division 120

The purpose of these citizenship exhibits is to foster civic responsibility and action within the diverse areas of citizenship including community service, service learning, government and policy making.

**Supporting Material:** All entries must have a statement explaining: the purpose of the exhibit. All exhibitors are encouraged to show evidence of their personal experiences, study or observations that relate to their exhibit. This helps the judges understand what the 4-H'er did and learned in the process that led to the exhibit.

### DISPLAY SIZE

Displays are limited to 22" x 28" wide.

**References:** All exhibitors should reference material sources or supporting information used in exhibits.

**Identification:** All entries should be labeled with the exhibitor's name and county.

1. **Care Package Display** -This exhibit is a display about the PROCESS of creating and giving a care package, not the actual care package. You may use a poster, Power Point (should be saved to a USB drive) to tell about the PROCESS of developing and giving a care package to a service organization. You need to answer the following questions in your exhibit.

- A) How did you select the organization?
- B) What items did you include in your care package?
- C) Why did you select those items?
- D) How did it feel to present your care pack to the organization?
- E) What did you learn from this experience?
- F) Other information that you feel is important about the

care package or organization.

Some examples of care packages are: a backpack for school supplies, litter pan for animal shelter items, suitcase for abuse shelter or homeless shelter, etc.


2. **Citizenship Game** - which could include but is not limited to symbol flash cards, question and answer board or stimulation with props. Clear instructions on how to play the game and what the game hopes to accomplish must be included.

3. **Patriotic or Cultural Fine Arts** - can be of made any art media but should tie in the relevance of the artwork to citizenship.



- 4. Public Adventure Scrapbook** - should describe your Public Adventure or Service-Learning Activity. Scrapbooks must measure no more than 16" x 16".
- 5. Public Adventure Poster** - should describe your Public Adventure or Service-Learning Activity. Display posters must be stiff enough to stand when supported from behind and below. Length and width must be no more than 24" x 28".
- 6. Written or Recorded Stakeholder Interview** - should follow the outline found in the Public Adventures Curriculum. It may be written or recorded. Recordings should be saved as a .wav or .mp3 file; a USB/thumb drive will be accepted.
- 7. Written Citizenship Essay** - is designed to promote good citizenship and patriotism. All essays should be 300 - 400 typewritten words.
- 8. For 9th-12th graders only: Oral Citizenship Essay** - addressing the theme "Freedom's Obligations", should be 3-5 minutes. No background music, singing or other enhancement allowed. All essays should be saved as a .wav or mp3 file; a USB/thumb drive will be accepted. Voice tone should be normal and conversational. A copy of the written essay should be attached.
- 9. Service Items** - can include but are not limited to lap quilt, Quilt of Valor, and homemade toys. Only non-perishable items will be accepted. Attached to the exhibit should be an explanation of who the recipient was and how the service project was made and used.
- 10. 4-H Club Exhibit** - should depict what a 4-H club has done in the area of community service. This item could include, but is not limited to, a service item, poster, scrapbook, and cultural or creative arts item or care package, Quilt of Valor.

PREMIUM CODE 14



**Barren Acres Editing**  
Words have power, be powerful!

---

Karen Hrdlicka  
Author Services: 402-826-0105  
Editing, Proofreading khrdlicka.barrenacres@gmail.com  
Beta Reading, Reviewing



**Heartland Bank**

**DAYKIN BRANCH**  
306 Jefferson Street | 402-446-7233

**FAIRBURY BRANCH**  
423 5th Street | 402-729-3344

MyHeartland.Bank 

### SEEING i2i - Division 130

All exhibitors are encouraged to show evidence of their personal field experiences, study or observations that relate to their exhibit. This helps the judges understand what the 4-H'er did and learned in the process that led to the exhibit.

- 1. Cultural Fine Arts** – can be made of any art media but should symbolize what makes them unique.
- 2. How Are We Different? Interview** - should follow the interview guide on page 3 and should reflect on the differences and similarities between you and the person you are interviewing.
- 3. Name Art** - should be a creative art exhibit that symbolizes or explains where your name came from and what it means. Can use any media.
- 4. Family History** - depicting your family cultural history or the ethnic make-up of your community noting who were the first settlers, where did they come from, is there evidence of the background today (local celebrations, family celebrations, museum or educational displays, historical markers, etc.).
- 5. Exhibit Depicting Cultural Food Exhibit** - that is special to your family. Can be a story or an essay.
- 6. "This is Who I Am" Poem** – written by the 4-H'er that reflects who they are.
- 7. i2i Poster** – depicts what you have learned through the i2i project.
- 8. Biography of a Historical Figure** - about a person who has made a positive impact on our society or who has made a difference in the lives of others.
- 9. Play Script** - written about a different culture.

PREMIUM CODE 15

**Celebrate Crete's Heritage**  
*Visit The 20-Acre Maples Heritage Complex*



**BENNE MEMORIAL MUSEUM**  
*A 5,000 square foot modern facility built for the interpretation of Crete history and for heritage education activities.*

**JESSE C. BICKLE HOMESTEAD HOUSE & BARN, 1870S -1900**  
*A restored period house, renovated barn and farmstead listed in the National Register of Historic Places in 1976. The original 1864 log home is part of the Carpenter Gothic house.*



**SALINE COUNTY DISTRICT #1 STAR SCHOOL, 1909**  
*A one-room school depicting the 1910 era.*

**Crete Heritage Society**  
Dedicated to the Preservation of Crete's History & Promotion of Heritage Education **Follow Us On Facebook!**  
PO Box 304, 800 West 13th St., Crete, NE 68333  
Call (402)826-9461 or (402)310-4252 for information.



## HUMAN DEVELOPMENT - Division 200

### GENERAL INFORMATION

Exhibitors in the Human Development project area will be asked to focus on designing toys/games/activities that meet the different needs of children.

**Categories:** are based on the Early Learning Guidelines in Nebraska which identify the important areas in which our children should grow and develop. Use the Nebraska Department of Education website and the resources around the Early Learning Guidelines to help understand the six areas and the skills children need to develop to create your exhibit, in conjunction with your project manual. <https://www.education.ne.gov/oec/early-learning-guidelines>

### SUPPORTING INFORMATION

**Classes 1-6 and Class 8 – final ribbon placings of the exhibit will include the completeness and accuracy of this information sheet. Information sheets not included or not complete will be lowered one ribbon placing.**

#### INFORMATION SHEET for entries for Classes 1-6 should include:

1. Where did I get the idea for this exhibit?
2. What decisions did I make to be sure exhibit is safe for a child to use?
3. What age is this toy, game, or activity appropriate for and why? (Infant, Birth-18 mos.; Toddlers, 18 mths-3 yrs.; Preschoolers, 3-5 yrs. or Middle Childhood, 6-9 yrs.) 4-H'ers must give at least 2 examples that help in understanding the appropriateness of this exhibit for the age of the child (see project manuals).
4. How is the toy, game or activity intended to be used by the child?

#### INFORMATION SHEET for entries for Class 8 should include:

1. State which ONE age group (infant, toddler, preschooler, middle childhood) the kit was prepared for.
2. What are children this age like? Give 2 examples to show how the kit would be appropriate for children this age.
3. What will the child learn or what skills will they gain by using the kit?
4. What item(s) were made by the 4-H'er. 4-H'er should make one or more items in the kit, but purchased items are also allowed. (It is highly suggested that an inventory list of items in the kit be included).

#### 4-H'ers enrolled in the I HAVE WHAT IT TAKES TO BE A BABYSITTER project may enter:

Toy, game, or activity made for a selected and identified age group. The intent is for the toy, game, or activity to teach the child in the developmental area related to each class. For example, a game that is developed to help youth learn language and literacy skills would be an exhibit for class 2. Each area is a different class.

1. Social Emotional Development
2. Language and Literacy Development
3. Science
4. Health and Physical Development
5. Math
6. Creative Arts

**7. Activity with a Younger Child** - poster or scrapbook showing 4-H'er working with a child age 0 to 8 years. May show making something with the child, or childcare or child interactions. May include photos, captions, story, or essay. The size of exhibit is your choice. Other people may take photos so 4-H'er can be in the photos. 4-H'er must make scrapbook or poster. No information sheet needed for class 7. (SF 115)

**8. Babysitting Kit** - purpose of the kit is for the 4-H member to take this with them when they babysit in someone else's home. Do not make a kit for a combination of ages or for your own family to use. Chooser ONE age group (infant, toddler, preschooler, middle childhood). 4-H'er must make one or more items in the kit, but purchased items are also allowed. A list of items in the kit is suggested to be included. Display in box or bag suitable for what it contains. Approximate size not larger than 12"x15"x10". All items in the kit must be safe for child to handle. Most importantly the kit should serve a defined purpose and not be a catch all for several items.

Information sheet for class 8 must be included.

#### 4-H'ers taking any of the projects in Department C-200 may enter:

**9. Family Involvement Entry** - scrapbook, poster, or story describing an activity the family did together. It might include making something such as a doll house or feed bunk. Items may be exhibited if desired. Other possibilities include a house or farm cleanup project, a family reunion, a celebration of a family milestone, a trip or vacation, moving, a community service project. Photographs are encouraged. Visuals should show family participation. Participation by all family members is important. Include a list of family members and what each person did to participate in the event.

**Bethlehem Lutheran Church**  
8th & Hawthorne Ave.  
Crete, Nebraska  
826-4359  
Worship - Sunday 9:00 a.m.  
- Monday 6:00 p.m.  
Sunday School 10:00 a.m.  
**Join Us! Everyone Welcome**



4-H'ers taking **GROWING ALL TOGETHER (2 or 3)** may enter:

**10. Growing With Others** - scrapbook or poster. Examples - How to decide if it is time you can be home alone, and related activities. How responsibilities and privileges are related. Friendships. Working with others. Understanding rules and boundaries. A family tree. A family rules chart. A family meal plan, with pictures of a special family meal. A home safety checklist. Being street smart (safety). A school scrapbook showing yourself and your school activities, memories, and special interests.

**11. Growing In Communities** - scrapbook or poster. Examples: A career study. A photo story about your own growth and development, not only physically but emotionally, socially, spiritually, mentally. A television evaluation (see project manual). How you have overcome obstacles. Friendships. A community profile. A community service project. Working with parents. Teaching experiences. Understanding discipline. Playground safety check.)

PREMIUM CODE 13



## QUILT QUEST - Division 229

### GENERAL INFORMATION

A quilted exhibit is made up of at least 3 layers. Quilts or quilted items must be machine quilted or hand tied through all layers. No fleece blankets, please.

All quilt piecing and finishing must be the sole work of the 4-H member. Quilting, whether machine or hand or hand-tied, except for the Premier Quilt class. No pre-quilted fabric may be used. Wall quilts must have a hanging sleeve on the back of the quilt or some method for hanging. All quilts must be clean and finished for intended purpose.

When judging Quilt Quest exhibits, the judges consider SF209 "Standards for Judging Quilts and Quilted Items."

Note the description of the classes. They denote the degree of difficulty in construction and not the number of years in the project.

### SUPPORTING INFORMATION

All quilted exhibits in classes 50-83 must include a half sheet of 8 ½ x 11" paper including an explanation answering the following questions:

A) How did you select the design and fabrics including whether or not you used a kit, jelly roll, charm squares, etc.?

B) Tell what you did and what was done by others.

C) Tell what you learned that you can use on your next project. Quilts must have a permanent label on the back in the bottom right corner with the quilter's name and date of completion.

Attached the question and answers using a safety pin (no straight pin) to the lower left corner of the back of the quilt with the name of the quilt maker and date completed.

### FABRIC

For all classes, 4-Hers can choose fabrics for the quilt by selecting fabric from fabric bolts. 4-Hers may also use "fabric collections" offered by manufacturers in a particular designer or fabric line. Examples of fabric collection include:

- **Jelly Rolls** are made of (up to) 40 different strips of 2 ½" wide fabric laying on top of one another and rolled up to look like a jelly roll. The fabric is created by one designer or fabric line and compliments each other. In many cases, less skilled 4-Hers find it difficult to cut narrow strips with a rotary cutter and ruler, so this fabric selection may make it easier as they learn.
- **Honey Buns** are made like the Jelly Rolls with 1 ½" strips of fabrics.
- **Layer Cakes** are 10" squares of fabric from a manufactured designer or fabric line with different pieces of fabric "layered" on top of one another to look like a piece of cake.

- **Charm Packs** are made of 5" squares of coordinating fabric and may be tied up with a string or scrap of fabric.
- **Candies** are 2.5" squares of fabric from a manufactured designer or fabric line.
- **Turnover** is a collection of coordinating fabrics that are cut into 6" triangles.
- **Fat Quarters** are ½ yard cuts of fabric which are cut in half to make a rectangle that is approximately 18" x 21". (One half yard of fabric yields 2 fat quarters). The "fat quarter" can be more economical to purchase for a smaller quilt because the purchaser does not have to buy the entire yardage width.
- **Fabric Kit** is a collection of fabrics cut in large pieces to accommodate the requirements of a particular quilt pattern. The 4-H'er must cut out all of the smaller squares, rectangles, etc. to make the quilt top according to the pattern directions.

After fabric selection, youth can use a variety of tools for cutting the fabric and completing the quilt. Cutting into pattern pieces may include hand roller die cutting machines that cut particular shapes that can be applied to fabric. This is allowed in the construction of the quilt.

#### EXPLORING QUILTS

**10. Exploring Quilts** - illustrate some aspect of quilts or quilt making. Examples include, but are not limited to, language arts, quilts of different cultures, chemistry, design, preservation, history, and construction, math-conversion of quilt patterns, textiles/fabrics, computerization, and entrepreneurship. History may include history of an old quilt or history or research of a particular style of quilt such as Baltimore album quilts, Amish quilts, and others. Exhibit may be a 14" x 22" poster, notebook, CD, PowerPoint, Prezi, DVD, YouTube, or other technique. All items in an exhibit must be attached together and labeled. No quilted items in this class.

**RULES: In Classes 20, 21, and 22.** Supporting information is required for these exhibits. Information must also include elements or principles of design used and steps taken to complete project. Tag templates can be found on the 4-H State Fair website, please note this is in the Home Design and Restoration information sheet:

<https://go.unl.edu/ne4hhomeenvironment>

Exhibits without supporting information will be lowered a ribbon placing.

**20. Quilt Designs Other Than Fabric** - two or three dimensional item with quilt design made using medium other than fabric such as stained glass, paper, etc. Supporting information required - see rules above.

**21. Barn Quilt** - Less than 4' x 4'. Supporting information required see rules above.

**22. Barn Quilt (SF208B)** - 4' x 4' or larger. Supporting information required see rules above.

**30. Computer Exploration** - notebook or poster with a minimum of six computer generated quilt designs or color variations on a quilt design. Include information of type of program used, process used to generate designs, or how you used color to create different quilt designs. Size of poster or notebook suitable for the exhibit. No quilted items in this class.

PREMIUM CODE 4

#### QUILTED EXHIBITS

**40. Wearable Art** - quilted clothing or clothing accessory which must have a recognizable amount of quilting. May include fabric manipulation. Quilting must be done by 4-H'er. On a half sheet of 8 ½ x 11 inch paper, tell how you selected the design and fabrics including whether or not you used a kit, jelly roll, charm squares, etc.

**41. Inter-generational Quilt** - a quilt made by a 4-H youth and family members or friends of different generations. On a half-sheet of 8 1/2 x 11 inch paper, include A) How was the quilt planned and who did what in the construction of the quilt? B) How did you select the design and fabrics including whether or not you used a kit, jelly roll, charm squares, etc.? C) What did you learn that you can use on your next project?

**42. Service Project Quilt** - a quilt that has been constructed by 4-H youth to be donated. On a half-sheet of 8 1/2 x 11 inch paper, include A) explanation of why the quilt was constructed and who will receive the donated quilt, B) How did you select the design and fabrics used including whether or not you used a kit, jelly roll, charm squares, etc.?

C) What did you do and what was done by others? D) What did you learn that you can use on your next project?

#### QUILT SIZES

Add the length and width of your quilt to determine the size to make sure it is entered in the correct class.

**Small** - length + width = less than 60". This class includes miniature quilts, wall hangings, table runners, placemats (4), and pillow and must be quilted.

**Medium** - length + width = from 61" to 120".

**Large** - length + width over 120".

**Pieced quilts are made up of squares or rectangles.**

Attach card with supporting information.

**50. Small**

**51. Medium**

**52. Large**

**In addition to squares or rectangles, quilts may have triangles, and/or may be embroidered.** Attach card with supporting information.

**60. Small**

**61. Medium**

**62. Large**

In addition to any of the methods in classes 50 - 62, quilts may have curved piecing, appliqué, Celtic style, stained glass style, paper piecing, art quilt style. An art quilt is an original exploration of a concept or idea rather than the handing down of a "pattern". It experiments with textile manipulation, color, texture and/or a diversity of mixed media. An Art Quilt often pushes quilt world boundaries, or other non-traditional styles. Attach card with supporting information.

- 70. Small
- 71. Medium
- 72. Large

**PREMIER QUILTS**

**Premier Quilt** - entire quilt is the sole work of the 4-H'er, including quilting (hand or machine). No tied quilts. Attach card with supporting information.

- 80. Hand Quilted
- 81. Sewing Machine Quilted
- 82. Long Arm Quilted - non-computerized/hand-guided
- 83. Long Arm Quilted - computerized

PREMIUM CODE 2

**MAKING CENTS OF IT - Division 246**

**COUNTY ONLY ENTRIES**

- 1.+ **Money Objects** - read the story listed on page 8 and draw and label on an 8 1/2" x 11" sheet at least 5 different objects used as money before coins and paper currency were made.
- 2.+ **Wants & Needs** - make a wants/needs poster (11" X 17") using the information on page 16 of the manual.

PREMIUM CODE 15

**K&G BODY SHOP, INC.**  
 Mechanical, Collision & Restoration

- 24 Hr. Tow Service
- Auto glass Repair/replacement
- Lifetime warranty offered
- Free computerized Estimates
- Paintless dent removal

N. Hwy. 103, Wilber, NE (402) 821-2644

**UBT**  
**Union Bank & Trust.**  
 Crete · 1850 Grove Ave.  
 ubt.com | 402.826.5181  
 Member FDIC

**MY FINANCIAL FUTURE - Division 247**

**GENERAL INFORMATION**

Entries should be typed and then attached to a piece of colored card stock or colored poster board (limit the size of the poster board or card stock to 14" x 22" or smaller). You may use the front and back of the poster board.

**Beginner/Intermediate**

**1. Write 3 SMART Financial Goals For Yourself** - one should be short term, one intermediate, and one long term.) Explain how you intend to reach each goal you set.

**2. Income Inventory** - using page 13 as a guideline, list sources and amounts of income you earn/receive over a six month period. Answer the following questions: What were your income sources? Were there any steady income sources? What did you do with the income you received? Include your income inventory in the exhibit.

**3. Tracking Expenses** - use an app or chart like the one on page 17 to track your spending over 2 months. Answer the following questions: What did you spend most of your money on? What did you learn about your spending habits? Will you make any changes in your spending based upon what you learned? Why or why not? Include your chart in your exhibit.

**4. Money Personality Profile** - complete the money personality profile found on pages 21-22. Answer the following questions: What is your money personality? How does your money personality affect the way you spend/save money? Have a friend or family member complete the money personality profile. Compare and contrast (how are you alike how are you different) your money personality profile with theirs.

**5. Complete Activity 8 "What Does It Really Cost?"** - on pages 39-40.

**6 My Work; My Future** - interview three adults in your life about their careers or jobs using the questions on page 51 and record these answers. In addition, answer the following questions on your display. What did you find most interesting about these jobs? Were there any positions you might want to pursue as your career? Why/Why not? What careers interest you at this point in your life? What are three steps you need to do now to prepare for this career?

**Intermediate/Advanced**

**7. Interview** - someone who is paid a salary; someone who is paid a commission; and someone who is paid an hourly wage. Have them answer the following questions plus any additional questions you may have.  
 \*What are some benefits of receiving your pay the way you do (salary, commission, or hourly wage)?  
 \*What are some negative outcomes for getting paid the way you do?

\*Does your pay keep pace with inflation? Why do you think this?

Summarize: Based upon your interviews which payment method would suit you the best? Discuss your answer.



**8. The Cost of Not Banking** - type your answers to the questions about Elliot on page 50.

**9. Evaluating Investment Alternatives** - complete the case study of Jorge on page 64. Answer all three questions found at the bottom of the page.

**10. Understanding Credit Scores** - watch the video and read the resource listed on page 71. Answer the following questions.

\*Name 3 prudent actions that can reduce a credit card balance.

\*What are the main factors that drive the cost of credit?

\*List one personal financial goal that you could use credit or collateral to purchase. Discuss possible consequences that might happen with improper use of credit for your purchase.

**11. You Be the Teacher** - create an activity, story board, game or display that would teach another youth about "Key Terms" listed on page 62. Activity/display must include at least five (5) of the terms.

PREMIUM CODE 15

**DEPARTMENT - Environmental Education/Earth Sciences**

**ECOSYSTEM SERVICES - Division 310**

**COUNTY ONLY ENTRIES**

**1.+ Write a Story about an Ecosystem** - why there are no honeybees. See page 13.

**2.+ Energy In/Energy Out! Display** - make a display following pages 32-33.

**3.+ Create an Ethanol** - education poster 14" x 22". See pages 36-37.

**EARTH'S CAPACITY - Division 315**

**COUNTY ONLY ENTRIES**

**5. + Book Report** -Read one of the two books listed on page 6. Answer the questions on page 7 on one sheet of paper.

**6.+ Butterfly Observations** -Observe butterflies in your area. Answer the questions on the bottom of page 23 on a sheet of paper for your exhibit.

**7.+ Take in the Trash** -Do the Take in the Trash activity on pages 38-39. Answer the questions at the bottom of page 39 on a sheet of paper for your exhibit.

PREMIUM CODE 15

**GENERAL INFORMATION**

The official reference for all forest projects is the Tree Identification Manual 4-H 332 which can be picked up at the Extension Office. Other helpful forestry references include Trees of Nebraska (EC 92-1774-X), Leafing Out (4H431) and Plant a Tree (EC 17-11-80) which can be picked up at the Extension Office as well.

**DISPLAY BOARD, POSTER AND BOOK SIZES**

Display "boards" must be made from wood or wood composite, i.e. plywood, masonite or equivalent, 1/4" to 1/2" thick and no larger than 24" x 24". Display boards may be coated, e.g. painted, varnished or equivalent, on both sides, to prevent warping.

Display "posters" must be made from a material, i.e. foam board or poster board that will stand upright without buckling. Length and width must be no more than 24" x 24".

Display "books" must measure no more than 16" x 16".

At least 5 of the 10 samples in Classes 2, 3, 4, and 5 must be from the list of 60 species described in 4-H 332. Samples must be from 10 different tree species. For example, Emerald Queen Maple and Crimson King Maple are both varieties of the same species (Norway Maple) and thus have the same genus and species name, i.e.. *Acer platanoides*. All samples must be from trees, NO shrubs. If more than 10 samples are included in the display, only the first 10 samples from the current year will be judged.

Due to Emerald Ash Borer infestation, no true ash species (Green Ash, White Ash, Black Ash, or Blue Ash) may be included in any collection. Inclusion of a true ash species will result in the project being disqualified.

Remember that other general labeling standards apply. For example, scientific names are always italicized or underlined. Also, the first letter of a Genus is always capitalized. The first letter of a species name is always lower case. When required, always indicate complete scientific names (Genus and species) and common names, (i.e. Norway Maple) even when "variety names" are included. For example, the scientific name of Emerald Queen Maple is *Acer platanoides* and the common name is Norway maple "Emerald Queen" may be included as the variety name, but variety names are not required.

How well the exhibitor follows written directions is an important factor in judging.



**Dr. Amber Lubbers**  
**402-641-7896**

406 E Sumner  
 Western, NE 68464

RockinLVet@gmail.com  
 Facebook - RockinLVeterinary Service

**MOBILE SMALL & LARGE ANIMAL SERVICE AVAILABLE**

**1. Design Your Own Exhibit** - prepare an educational exhibit about some aspect of trees, forests, or forestry. Examples include paper recycling, forest fire, forest products, forest wildlife, or forest pests. The only requirement is that the display be no larger than 24 inches by 24 inches by 24 inches. You can use photographs, drawings, samples, charts, posters, etc. Include enough information to adequately explain the subject to the viewer. Be as creative as you like.

**2. Leaf Display** - the leaf display must include samples of "complete leaves" from at least 10 different tree species. The display must include at least two samples of simple leaves, compound leaves, and conifer leaves. Leaves should be pressed, dried, and mounted.

**Collection:** Whenever possible, collect leaves from mature trees. The leaf samples should also be mature, representative of the average leaves on the tree, and in good condition. Keep in mind that shaded leaves often are much larger than normal.

Carefully remove leaves from the twig with the entire petiole or rachis (if compound) intact. If twig material is included in the display sample, as with an eastern red cedar twig where leaves are very small, indicate this on the sample label.

Collect leaves any time after they have reached full size, usually beginning in early summer. All collection must be done by exhibitor.

**During collection,** fresh leaf samples can be temporarily stored within the pages of an old magazine, but they should be properly pressed and dried for display. Be sure to record pertinent information during collection.

**Mounting:** Leaves may be displayed in a notebook or on a display board. Any method may be used to mount leaves but be sure all their features can be clearly identified.

**Labeling:** Refer to 4-H 332 for labeling specifications. The label for each sample must include:

- 1) common name
- 2) scientific name
- 3) leaf type
- 4) leaf arrangement (for broadleaf trees)
- 5) leaf composition (for broadleaf trees)
- 6) collector's name
- 7) collection date
- 8) collection location (be specific, including county and other relevant information)

Supplemental information, e.g. general uses, common products, fall color, etc., may also be included with the display to enhance its educational value.

**3. Twig Display** - Display must include twig samples from at least 10 different tree species. The display must include at least two samples each of both opposite and alternate leaf arrangements from broadleaf trees.

**Collection:** Twig samples should be collected during the dormant season (November-April) when the buds are mature. Twig samples must be at least 6 inches long including the terminal end, contain buds, be in good condition, and not include any leaves or petioles. Any side branches should be trimmed to less than 1".

All collection must be done by the exhibitor.

**Mounting:** Twigs must be mounted on a display board. Any method, e.g. wire, glue, tape, staples, plastic bags, may be used to mount twigs, but be sure all their features can be clearly identified. Be sure to cut the non-terminal end at a slant so the pith can be seen.

**Labeling** The label for each sample must include:

- 1) common name
- 2) scientific name
- 3) leaf arrangement (for broadleaf trees)
- 4) collector's name
- 5) collection date
- 6) collection location (be specific, including county and other relevant information)

**Supplemental information:** e.g. general uses, tree characteristics, etc. may be included with the display to enhance its educational value.

**4. Seed Display** The seed display must include seed samples from at least 10 different tree species.

**Collection:** Tree seeds should be collected at the time of year when they are ripe, which varies widely depending upon tree species. For example, Silver maple seeds ripen in May while red oak acorns do not mature until September. Collect seeds that are free of insect or disease symptoms. Remember to display the seeds, and not the fruit. For example, remove and display the seed from a honey locust pod, not just the pod itself. It is acceptable to display the fruit with the seed, but clearly label each. All collection must be done by exhibitor.

**Mounting:** Seeds may be displayed in a variety of ways, but they must be securely mounted and easily viewed. For example, seeds might be mounted on a display board or displayed in jars in a rack. Be as creative as you like.

**Labeling:** The label for each sample must include:

- 1) common name
- 2) scientific name
- 3) type of fruit, if known (e.g. samara, pod or legume)
- 4) collector's name
- 5) collection date
- 6) collection location (be specific, including county and other relevant information)

Supplemental information, e.g. maturity date, average number of seed in the fruit, etc., may also be included with the display to enhance its educational value.

**5. Wood Display** - the wood display must include wood samples from at least 10 different tree species. All collection must be done by the exhibitor.

**Preparation:** Samples may be of any shape, e.g. sections of a board, wood cylinders turned on a lathe, horizontal or vertical cross sections of a small log with bark attached, etc. Each sample can be no larger than 4 inches by 4 inches by 4 inches. Cut surfaces should be sanded to show the grain. Treating samples with a clear finish (no stain) is optional.

**Mounting:** Samples may be displayed in a variety of ways, but they must be securely mounted and easily viewed. For example, wood samples may be mounted on a display board or displayed in a box or rack. Be as creative as you like.

**Labeling:** The label for each sample must include:

- 1) common name
- 2) scientific name
- 3) wood type (softwood or hardwood)
- 4) collector's name
- 5) collection date
- 6) collection location (be specific, including county and other relevant information)

Supplemental information, e.g. common products, density, etc., may be included with the display to enhance its educational value.

**6. Cross Section Display** - a disc cut from a tree species listed in 4H 332. The disc must measure 6 to 12 inches in diameter and 1 to 3 inches thick. The bark should be firmly attached, which may be difficult if the tree was dead when the disc was cut. Sand at least one side of the disc so the grain can be seen. The disc may be treated with a clear finish but treat both sides to minimize warping. Some cracking or checking can be expected and is allowed. All sections should be collected by exhibitor and be collected within one year of the fair.

**Labeling:** The following parts must be clearly and precisely identified on the disc with pins, paper tags, etc.

- a) pith
- b) heartwood
- c) sapwood
- d) one growth ring
- e) cambium
- f) bark

A separate label attached to the back of the disc must include:

- 1) common name
- 2) scientific name
- 3) tree classification (softwood or hardwood)
- 4) age (of the cross section)
- 5) collector's name
- 6) collection date
- 7) collection location (be specific, including county and other relevant information)

**7. Parts of a Tree (This project is for youth ages 8-11)** - prepare a poster, no larger than 24 inches x 24 inches that identifies the main external parts of any tree: trunk, crown, leaves, roots, fruit, flowers, buds, bark. Identifying other internal parts, e.g. cambium, annual rings, etc. is optional. Attach a separate label on the back of the poster that includes the exhibitor's name and age.

**8. Living Tree Display** - a tree seedling grown by the exhibitor from seed. The seed must be from a species listed in 4H 332. The seedling must be 60 days to 1 year old (on State Fair judging day). The container must contain at least 8 inches of soil (potting mix or suitable natural soil), have drainage holes, and a drain pan to catch drainage water.

**Labeling:** A waterproof label must be attached and include:

- 1) common name
- 2) scientific name
- 3) seed treatments (if any)
- 4) planting date
- 5) emergence date
- 6) exhibitor's name

**Supplemental information:** e.g. where the seed was collected, growth measurements, uses for that species, etc., may be included in an attached notebook, poster, etc. Supporting information will be an important factor in judging.

**9. Forest Product Display** - prepare a visual display and/collection tracing the origin of one non-lumber product that comes from trees and/or forests. The display must be no larger than 24 inches by 22 inches by 28 inches. Photographs, drawings, samples, charts, posters, etc. can be used. Posters submitted may be no larger than 22" x 28" and may be either vertical or horizontal. The entry must identify what species of tree the product is derived from and where the product is harvested, grown, or otherwise collected.

The product listed must be partially or fully derived from trees; if partial the approximate percentage should be articulated in the display.

- The goal of this exhibit is for students to learn that many products come from trees and forests and to explore one of these products through in-depth study.
- Information about the tree or forest product: e.g. information about harvesting, processing, industry information, and environmental or other benefits may be included to enhance educational value. Supplemental information will be an important factor in judging but should not exceed three printed pages of text. Cite sources of information.
- Personal interviews with industry professionals are encouraged as a source of information.

**10. Forest Health Display** - prepare a visual display outlining a specific forest health issue such as a tree disease, insect pest, animal- or human-caused damage, or an abiotic issue such as weather damage. The display must be no larger than 24 inches by 24 inches by 24 inches. Original photographs, drawings, samples, charts, posters, etc. can be used. Actual specimens are strongly encouraged but must be properly preserved, i.e. insects pinned or placed in vials of alcohol, leaves pressed and dried. Posters submitted may be no larger than 24 inches x 24 inches.

- Explain through the display what species of trees the health issue affects, diagnostic features of the issue (symptoms in trees, identifying features of the pest, etc.), and management options.
- Include common and scientific names of trees and pests.

- Supplemental information about the tree or forest health issue: e.g. origin, proliferation in Nebraska/United States, and physiological effects on the tree may be included to enhance educational value. Supplemental information will be an important factor in judging but should not exceed three printed pages of text. Cite sources of information.
- Attach a separate label to the back of the display that includes the exhibitor's name and age.

**11. Wildfire Prevention Poster** - Prepare a poster, no larger than 24"x 24" that promotes wildfire prevention strategies. Strategies articulated in the poster can include personal and/or land management actions. Attach a separate label on the back of the poster that includes the exhibitor's name and age.

- **Supplemental information:** about wildfire prevention should be attached to the poster: e.g. frequency of wildfires in Nebraska/United States, financial costs of wildfires, environmental factors that contribute to wildfires, etc. to enhance educational value. Supplemental information will be an important factor in judging but should not exceed three printed pages of text. Cite sources of information.

**12. Sustainable Landscape Diorama** - box must be no larger than 24" x 24". The exhibit must show a Nebraska landscape that includes elements such as windbreaks, fields, pastureland, CRP, public lands, community/municipal landscapes. The goal of this exhibit is for students to articulate conservation and sustainability best-practices that can be implemented on a landscape, while addressing landowner and other stakeholder interests.


- Label point/nonpoint sources of pollution, carbon sequestration, water-wise practices, wildfire prevention strategies, renewable energy sources, and other conservation practices as well as at least 10 species of plants included in the diorama.
- Attach to the exhibit a brief report including supplemental information describing the diorama, defining conservation practices, and outlining opportunities for landscape improvements to enhance educational value. Supplemental information will be an important factor in judging but should not exceed three printed pages of text. Cite sources of information.

**13. Tree Planting Project Display** - Plant a tree in your community. Prepare a visual display where the student articulates proper tree planting techniques, why the individual tree species was chosen, as well as steps taken to continue care for the tree after initial planting. The display must be no larger than 24 inches by 24 inches by 24 inches. Photographs, drawings, samples, charts, posters, etc. can be used. Posters submitted may be no larger than 24 inches x 24 inches. The tree must have been planted 60 days to 1 year before State Fair judging day. Students must obtain permission from necessary authorities and property owners before planting any trees.

- **Labeling:** the following information about the tree must be included in the display: 1. common name 2. scientific name 3. planting location 4. planting date 5. tree source 6. planter's name 7. proper tree planting steps 8. tree care (after planting)

Supplemental information about the tree: e.g. why the species was chosen, growth measurements, uses for that species, etc., may be included in an attached notebook, poster, etc. to enhance educational value. Supplemental information will be an important factor in judging but should not exceed three printed pages of text. Cite sources of information.

PREMIUM CODE 13



Joel Weber-Manager  
Weber Feedyards LLC  
1173 State Highway 33  
Dorchester, NE 68343



Russ Kosch  
Vice President

russ@fbutica.com  
104 Cherry St.  
P.O. Box 94  
Friend, NE 68359

Member FDIC  
402-947-5551  
Fax 402-947-5501  
www.fbutica.com



## RANGE MANAGEMENT - Division 330

### GENERAL INFORMATION

Each exhibit must be properly identified with Unit and Class.

All plant displays and display covers must be the results of the current year's work.

Plant identification and lists of appropriate plants in each category (grasses, forbs, shrubs, and grass-like plants) can be found in the Range Judging Handbook and Contest Guide (EC150, Revised July 2016), Common Grasses of Nebraska (EC170), and Common Forbs and Shrubs of Nebraska (EC118).

The purpose of these exhibits is to demonstrate to the public the benefits from the study and application of crop, weed, range, and soil sciences to solving problems in management, conservation, sustainability, and environmental protection.

**Books (classes 1-6)** - plants must be mounted on sheets that are no larger than 14" wide by 14" high. Plants should be glued rather than taped and the mounts should be protected with a clear cover. Exhibits will be judged on completeness of the plant mount, accuracy or identification, labeling, neatness and conformation to project requirements. Proper plant mount should include root as well as stem and leaf tissue. Each completed mount must have the following information (see example below) in the lower right corner of the mounting sheet:

1. Scientific name (in italic or underlined), with authority.
2. Common name.
3. County of collection.
4. Collection date.
5. Collector's name.
6. Personal Collection number, indicating order that plants were collected.
7. Other information, depending on class selected, i.e., value and importance, life span, growth season, origin, major types of range plants. This information should be typed or printed neatly.

Scientific name: *Schizachyrium scoparium* (Michx.) Nash

Common name: Little bluestem

County of collection: Hall County

Collection date: 6 August 2011

Collector's name: Joe Smith

Collection number: 3

Value and Importance: Livestock Forage: High, Wildlife Habitat: High, Wildlife Food: Medium

**Displays (class 7)** - The purpose of the display is to tell an educational story to those that view the display. This display is a visual representation (pictures, charts, graphs) no larger than 28" x 28" on plywood or poster board. The display should be neatly titled. Make sure to label the display with exhibitor's name, address, and county on the back side.

### BOARD SIZE

**Boards (classes 8-9)** - Display boards should be 30" wide by 36" tall or if hinged in the middle a maximum of 60" wide by 36" tall. Display boards should be adequately labeled.

**1. Value and Importance for Livestock Forage and Wildlife Habitat and Food Book** - a collection of 12 different plant mounts, with 4 classified as high value, 4 as medium value, and 4 as low value for livestock forage, wildlife habitat, or wildlife food. Value and importance classifications can be found in the Range Judging Handbook and Contest Guide (EC150, Revised July 2016). Plants can consist of any combination of grasses, grass-like plants, forbs, or shrubs. Assemble plant mounts in order of high, medium, and low value and importance. Label each plant mount with its value and importance classifications for each of the three areas; Livestock Forage, Wildlife Habitat, Wildlife Food.

**2. Life Span Book** - a collection of 6 perennial plant mounts and 6 annual plant mounts selected from grasses or forbs.

**3. Growth Season Book** - a collection of 6 cool-season grass mounts and 6 warm-season grass mounts

**4. Origin Book** - a collection of plant mounts of 6 native range grasses and 6 introduced grasses.

**5. Major Types of Range Plants Book** - a collection of plant mounts of 3 grasses, 3 forbs, 3 grass-like and 3 shrubs.

**6. Range Plant Book** - a collection of 12 range plant mounts with something in common (i.e. poisonous to cattle, or historically used as food by Native Americans, or dye plants, or favorite antelope forage, etc.) Include a short paragraph in the front of the book which describes what the plants have in common and why you have chosen to collect them.

**7. Parts of a Range Plant Poster** - a Mount a range plant on a poster board. Label all the plant parts. Include the plant label in the lower right corner with the scientific and common name of the plant. Put your name and 4-H county on the back of the poster. No larger than 28" x 28". The entry should be neatly titled.

**8. Special Study Board** - this is a display of the results of a clipping study, a degree of use study, range site study, etc. Boards should be no larger than 30" wide by 36" tall. Boards should be adequately labeled. A short essay must accompany the display to explain the reason for the study, what was learned and study results and should be placed in a sheet cover attached to the board.

**9. Junior Rancher Board** - this exhibit should include a ranch map with a record book or an appropriate educational display on some phase of rangeland or livestock management. Boards should be no larger than 30" wide by 36" tall. Boards should be adequately labeled. A short essay must accompany the display to explain the purpose of the rancher board, what was learned, etc.

**GENERAL INFORMATION**

**Show what you did and learned** - All exhibitors must show evidence of their personal field experiences, study or observations that relate to their exhibit. This helps judges understand what the 4-H'er did and learned in the process that led to the exhibit.

**Proper Credit** - Show proper credit for the sources of plans or other supporting information used in exhibits.

Example to attach to your exhibit
<p><b>Name:</b> Chris Clover  <b>County:</b> Clover County  <b>Age:</b> 10</p> <p><b>Field Experience, Study, or Observations:</b></p> <p>I attended a 4-H workshop where we put out a food plot, and then made turkey calls. We played a game about attracting turkeys. Sometimes we acted like a female to draw in a tom turkey. Sometimes we acted like a lost baby turkey to call in a whole flock. I was able to use my turkey call and play the game successfully. While I never turkey hunted in person, I went on-line to research more turkey calls. I hope to turkey hunt someday, and I want to use a box call to hunt fall turkeys.</p> <p><b>Credits/Source:</b>                  Information was obtained from Nebraska Game &amp; Parks website</p>

**Whose Exhibit?** - The exhibitor's name, address, and parent's (or guardian's) name must be on the back or bottom of all displays.

**Wildlife and Wildlife Laws** - "Animals" or "wildlife" in the following classes includes wild fish, amphibians, reptiles, birds, or mammals. Please make sure you are following the appropriate wildlife laws. Domestic animals such as domestic livestock or house pets and insect exhibits are not appropriate for this area.

**Project Materials** - Related project booklets include Exploring Your Environment Series, 4-H Shooting Sports, Amphibians, Bird Behavior (EC 59381), Fishing for Adventure Project Manuals, Wildlife Conservation (4-H 125), Geology, and Outdoor Adventure. Other resources include: Outdoor Skills: Learning Science in the Outdoors series (Science Signature Outcome Program) [outdoornebraska.gov/afterschool/](http://outdoornebraska.gov/afterschool/) and [www.whep.org](http://www.whep.org).

**Board and Poster Exhibits** - These are displays that show educational information about a topic of interest. Board exhibits can hold objects such as fishing equipment or casts of animal tracks. Mount all board exhibits on 1/4" plywood, Masonite, or similar panel no larger than 24" high by 24" wide. Poster exhibits should be on regular poster sheets, no larger than standard size (22" by 28") but half size, 22" by 14", is recommended.

PREMIUM CODE 13

**GENERAL INFORMATION**

Classes 1-4 are board or poster exhibits. Display Examples: life history or other facts about one type of wildlife; how to manage wildlife on a farm or in town; managing habitat for one kind of wildlife; life requirements for one kind of wildlife during one season or through the year; wildlife behavior and habitats.

**1. Mammal Display**

**2. Bird Display**

**3. Fish Display**

**4. Reptile or Amphibian Display**

**5. Wildlife Connections Exhibit** - the purpose of this display is to show interconnections and related aspects among animals, plants, and other habitat components. All displays should show two or more interactions (connections) that occur between/among animals or between animals and their habitat. Displays might show how animals interact with other animals, with people, or with their habitat.

Examples: 1) Food chain display. Use pictures, drawings, or other items to illustrate the source of food energy and where it goes, who eats whom or what. Use arrows to show the direction of the energy (food) flow. 2) Show the role of predators, scavengers, insect eaters, or others in nature. 3) Show how wildlife number (populations) change through the year. 4) Show predation, competition, or other behavioral interactions of wildlife. 5) Choose one kind of wildlife and make observations through a season or year, keep notes of interactions, then make a display of what you saw.

**6. Wildlife Tracks Exhibit - Three options:** - Make a display of animal tracks using plaster-of-paris casts.

For all options, include a brief description of your experiences in making the tracks so the judges better understand what you did and what you learned. Positive casts (impressions as they would be in nature) are preferred. 1) Option 1 should show plaster-of-paris tracks of five or more kinds of wildlife along with a picture or illustration of each kind of animal, OR 2) Option 2 should show two or more plaster-of-paris tracks of one specific kind of wildlife and should include a picture or illustration of the animal, what the animal may eat, and what may eat the animal OR 3) Option 3 should show two tracks and include the animal's habitat needs including preferred food, shelter, water, and space in addition to picture or illustration of the animal. Positive casts (impressions as they would be in nature) are preferred. Include a brief description of your experiences in making the tracks so the judge better understands what you did and learned. Board or diorama-type box exhibit.

**7. Wildlife Knowledge Check** - use electrical circuits, pictures or other methods of teaching wildlife identification or other wildlife conservation or shooting sports related knowledge. Maximum size 24 x 24 inches.

**8. Wildlife Diorama** - box must be no larger than 24" x 24". The exhibit might show a grassland, prairie, agricultural, woodland, riparian (stream or river corridor) wetland, and/or other area with wildlife habitat. Example: show a large unbroken grassland or prairie for area-sensitive species such as meadowlarks, greater prairie-chicken, lark bunting, grasshopper sparrows, Ferruginous hawk, burrowing owl, horned lark, upland sandpiper, or pronghorn; AND/OR show an area interspersed with several habitats such as windbreaks, farm fields, woods, waste areas, ditches, and pastures for edge-adapted species such as white-tailed deer, Northern bobwhite, ring-necked pheasants, mourning doves, cottontail rabbits, fox squirrels, Northern cardinals, or blue jays. Label the habitats displayed and show at least five kinds of wild animals that should occur there.

**9. Wildlife Essay** - choose a conservation or wildlife topic that interests you and write an essay about it. For example, write about a particular species of wildlife that you have observed or about the values of wildlife on a farm, in town, in a backyard, at a backyard feeder, or at other places. You might write about hunting, or fishing. The essay is between 100 and 1000 words long and should be typed, double spaced, on standard size paper (8 ½ x 11). You might use books, magazines, or personal interviews as resources, but you must give credit to all sources by listing them.

**10. Wildlife Values Scrapbook** - make a scrapbook about the various values of wildlife. This would include aesthetic, scientific, commercial, game, genetic, and/or ecological. Follow the guidelines in the Wildlife Conservation project booklet (4-H 125).

**11. Wildlife Arts** - the purpose of this class is to allow artistic exhibits that contain educational information about conservation and wildlife. Examples might include paintings, photographs, wood carvings, painted duck decoys, or songs or poems written by the exhibitor. Entries must be appropriate for fair display and no larger than 24" x 24". For example, paintings or photographs should be displayed in notebook format or mounted on a sturdy display panel. All entries must include a title and brief explanation of the purpose or message (what is the exhibit meant to show).

PREMIUM CODE 9

#### **WILDLIFE HABITAT - Division 342**

**1. Houses** - make a house for wildlife. Examples: bird house (bluebird, purple martin, wood duck, kestrel, barn owl, etc.) or bat house; no insect houses. Make the house functional so that dimensions, hole size, etc. are appropriate to fit the intended species' needs. Include the following information: 1) the kinds of animal(s) for which the house is intended, 2) where and how the house should be located for best use, 3) any seasonal maintenance needed, and 4) any evidence of your personal observations or experiences. Tips: check NebGuide on bird houses and shelves.

**2. Feeders/Bath** - make a bird feeder or bath. Examples: seed, suet, or nectar feeders. Include the following information: 1) the kinds of animal(s) for which the water/feeder is intended, 2) where are how the water/feeder should be located for best use, 3) any seasonal maintenance needed, and 4) any evidence of your personal observations or experiences. Tips: check NebGuide on bird houses and shelves.

**3. Wildlife Habitat Design** - board or poster exhibit. Choose a backyard, acreage, or farm, and design a habitat plan to meet the food, water, shelter, and space needs of at least three kinds of animals you would like to attract. Draw an outline of the area and show what plants or other habitat will be provided. Indicate how the various parts of your plan provide the desired habitat needs. You might include an aerial photo of the area if you have one.

**4.+ Bird Species Scrapbook** - in an 8 ½" x 11" binder, include 20 bird species photos (either drawings or cutouts, clipart, magazines) and identify each bird. Identification should include the name of the bird, migratory habits, food habits, habitat and nesting habits for each bird.

**5.+ Nebraska Bird Poster** - poster should be 14" x 22' on white posterboard (horizontal or vertical). Pick ONE bird commonly found in Nebraska and provide information about this bird. Information to include should be the name of the bird, migratory habits, food habits, habitat and nesting habits for the bird.

PREMIUM CODE 9



### HARVESTING EQUIPMENT - Division 343

**1. Fish Harvesting Equipment** - board exhibit. Display of equipment used in fish harvesting. Example: fishing knots, hooks (with corks over ends for safety), and lures. Label all items displayed. Include a brief explanation of the purpose of each item and when or where it is used and any personal experiences you have had with the item(s).


**2. Build a Fishing Rod** - rod building kits with instructions are available for this purpose. May not exceed 96 inches in length. Mount on a board and label with name, county, class number. Include explanation of cost of materials/components, where materials/components were purchased, how made, and number of hours required for construction. Label all parts. Necessary components are: grip, line guides, guide wraps, and hook keeper. Reel seat needs to be aligned with guides, and guides aligned accurately down rod. Guide wraps of size A to D, nylon, or silk thread.

**3. Casting Target** - make a casting target for exhibit and use. Target must be under 48" x 48". The bullseyes must be 2 feet, outer band must be 1 foot in diameter and can have up to 3 rings. The exhibit must be easy to store, durable, and weather resistant. Include the purpose and rules of using your casting target.

**4. Wildlife Harvesting Equipment** - board exhibit. Display of equipment used in harvesting wildlife. Examples: expended ammunition casings (no live ammunition permitted), steel traps, hide stretchers, fleshers, etc. For displays of shotguns, rifles, or bows, use drawings or pictures. Label all items displayed: the purpose of each item, when or where it is used, and any personal experiences you have had with the item(s).

**5. Inventing Wildlife/Fish Harvesting Equipment** - use engineering principles to invent or adapt equipment that helps you harvest fish or wildlife. This could include wildlife calls, adapted fishing pole for shallow water, a blind, decoys, etc. Share your drawing (or adapted plans), how the equipment works, how you tested it and the results of testing your prototype and any adjustments you made.

PREMIUM CODE 10



### TAXIDERMMY - Division 346

**1. Tanned Hides** - exhibit of a wild animal properly processed by member. No requirement as to mounting but must meet the size requirements listed under general size rules for stater fair exhibits in this General section. Include the animal's name and the following information about the exhibitor's personal field experiences, study, or observations that relate to the exhibit.

**2. Taxidermy** - any legal fish, bird, or other wild animal properly processed by the member. No requirement as to mounting but must meet the size requirements listed under general size rules for stater fair exhibits in this General section. Include the animal's name and the following information about the exhibitor's personal field experiences, study, or observations that relate to the exhibit.

PREMIUM CODE 10

**WESTERN UNITED MUTUAL  
INSURANCE ASSOCIATION**  
116 West 3rd Street, Wilber 621-2370

**Farm & Town Property Insurance**  
Covering Wind - Fire - Theft  
Vandalism - Other Perils  
Liability

-- AGENTS --

Scott Bartels, Western

Irvin Stouffer, Fairmont      Mike Cave, Silver Creek  
Bruce Freese, Beatrice      Duane Wollenburg, DeWitt  
Rick Homolka, Wilber      Kenny Zoubek, Milligan  
Affiliated Brokers, Kearney      Scribner Ins., Scribner

[www.westernunited.net](http://www.westernunited.net)

**QWIK 6**  
FOOD & FUEL

1535 1st Street  
402-947-2133      Friend, NE 68359



## SHOOTING SPORTS - Division 347

4-H Shooting Sports requires youth to be under the direct leadership of a certified 4-H Shooting Sports Leaders in either shotgun, rifle (BB Gun), archery, pistol, black powder/muzzleloader, and/or hunting skills. No firearms can be entered as an exhibit, nor live ammunition; however, information can be shared through pictures. Classes 4-9 can be entered by anyone in the conservation and wildlife area.

**1. Shooting Aid or Accessory** - any item which helps the shooter/hunter better perform their sport, examples: rifle sling, kneeling roll, arm guard, shotgun vest, target boxes, shooting stick. Include your design or plans you adapted and what the item is and how it is used.

**2. Storage Case** - an item to safely hold a firearm, bow, ammunition, and/or arrows such as: soft sided shotgun case, quivers, firearm safe. Include your design or plans you adapted. Explain how the storage case is used.

**3. Practice Game or Activity** - invent or adapt an activity to practice or teach a project skill. Include pictures of youth playing the game, testimonials by 4-H members who played the game, what skill is being worked on, and directions for the game. Explain how you came up with the game or adapted it to fit the needs of your group members.

**4. Science, Engineering, Technology Advancements of Shooting Sports, Conservation, or Wildlife Essay or Display** - choose a specific area of shooting sports and share how it has advanced, include a timeline and photos or illustrations. Keep your topic narrow and manageable. Essays are limited to 1000 words and should be on 8 ½ x 11 paper.

**5. Healthy Lifestyles Plan** - include a shooter's (camper, angler, hiker) diet and exercise plan, and how the 4-H member will benefit or improve from following the plan. Ideally, the 4-H member would follow the plan and include some journal entries about adaptations or improvements made while following the plan.

**6. Citizenship/Leadership Project** - share a display on a citizenship project or leadership project the 4-H member took on individually or with a group to improve some aspect related to 4-H Shooting Sports, Conservation or Wildlife. Examples could be range development, conservation planting to attract wildlife, a camp, or 4-H recruitment event. Include who benefitted from the project, what the 4-H member's role was, and any results.

**7. Career Development/College Essay, Interview or Display** - research opportunities for careers related to this area or opportunities for college majors or college activities to help discover using project skills beyond a person's 4-H career. Essays are limited to 1000 words and should be on 8 ½ x 11 paper. Interviews need to include a picture of the interviewee in their work setting, questions asked, and a transcript of answers.

**8. Community Vitality Display** - explore the difference shooting sports, conservation, fishing, and hunting make in keeping Nebraska vibrant especially in rural areas. Present facts and research in an interesting way for the public to learn.

**9. Ag Literacy-Value Added Agriculture Interview or Research Project** - explore how traditional ag producers are adding value to their production agriculture operations through conservation efforts, hunting, raising pheasants, shooting sports related tourism, etc. Present findings in an interesting way for the public to learn.

PREMIUM CODE 10

## OTHER NATURAL RESOURCES - Division 361

**1. Design Your Own Exhibit (SF164)** - in Natural Resources, Conservation, Geology, or Ecology  
This class is for educational exhibits about natural resources, conservation, wildlife, or ecology that do not fit into other categories. Entries must be appropriate for fair display and no larger than 24" x 24". All entries must include a title and should be clear (a brief explanation or other method) about the intended purpose or message – what the exhibit is meant to show. Think about accuracy, creativity, educational value for viewers, and evidence of exhibitor's personal experiences and learning.

PREMIUM CODE 14

### Wilber Care Center

*"Caring Is Our Calling"*

Skilled Medicare    Outpatient Therapy  
Adult Day Care    Residential Assisted  
Living Single Occupancy

**WILBER CARE CENTER**  
402-821-2331  
611 North Main • Wilber, NE 68465

Harvey Milton 641-5330	Brent Milton 641-5821	Logan Milton 947-1004
---------------------------	--------------------------	--------------------------

---

### H.R.W. Farming

630 U.S. Hwy 6 \* Friend, NE 68359  
Office: 402-947-4521 \* Fax: 402-947-3681  
Email: [HRWfarming@windstream.net](mailto:HRWfarming@windstream.net)

---

Wayne Milton 641-8198	Eric Milton 641-0216	Robert D. Milton 541-2266
--------------------------	-------------------------	------------------------------

## Bauer Insurance

Dave Bauer  
Owner/Agent

1241 Main, PO Box 159 \* Crete, Nebraska 68333  
*"Service is #1 with us"*  
Auto • Home • Commercial • Life • Health  
[daveb@bauerinsuranceinc.com](mailto:daveb@bauerinsuranceinc.com)  
p-402-826-5141 F-402-826-4322

## OUTDOOR ADVENTURES - Division 341

### DISPLAY SIZES:

Display posters must be made of material, e.g., foam board or poster board and measure no larger than 22" X 28". Poster material should be sturdy enough to hold display items.

Display exhibits other than posters to be no larger than 18" X 24".

Journal/Binder exhibits measure no larger than 16" X 16".

Consider neatness and creativity

### Level 1 – County Only exhibits

**11.+ Poster** - create a poster or display no larger than 22" X 28". Topics may include one of the following, but not limited to: trail map(s) you have hiked, hiking essentials, your hiking adventures, wildlife or plants observed while hiking (birds, animal prints, butterflies, etc.), plan a hike, explain "Leave No Trace" and how this was followed during hiking, collection of photos from your hikes.

**12.+ Journal/Binder** - written report of actual, virtual, or imagined trail(s) hiked with observations, OR field journal (notes of actual experiences, sights, sounds, smells, etc.), OR camping trip diary. Feathers/leaf/flower pressings must be securely attached if included. Photos or drawings of observations encouraged. Exhibits measure no larger than 16" X 16".

**13.+ Hiking Safety** - must include explanation of use of item, why selected/purpose of item and how it meets hiking needs. May include, but are not limited to, one of the following: a compact hiking safety kit, homemade compass, or homemade water purifier. Exhibits measure no larger than 18" X 24".

**14.+ Hiking Adventures Game** -create a game of trails of outdoor adventures. Must be educational on one or more aspects of hiking, must include clear instructions as to the purpose and what can be learned by playing the game. Exhibits measure no larger than 18" X 24".

**15.+ Other Hiking Items** - Must include what inspired the creation of the item and its purpose. May include but are not limited to one of the following: hiking backpack, nature art, nature poem or story, homemade hiking snack mix displayed in a re-sealable plastic bag. (include why ingredients were selected and nutritional value). Exhibits measure no larger than 18" X 24".

### Level 2

**1. Poster** (SF281) - create a poster display no larger than 22" X 28". Topics may include, but not limited to one or more of the following; how to pitch a tent, knot tying, cooking over a campfire, how to start a campfire, wildlife and plants identified while camping, how to set up emergency shelter, dealing with weather, collection of photos from camping trips, "Leave No Trace" and how that was followed while camping, plan a camping trip, camping essentials, environmental issues/protecting natural resources, park or trail clean up, sanitation/hygiene while outdoors or use of GPS.

**2. Journal/Binder** - written report of virtual or actual camping/hiking trips with observations OR field journal (notes of actual experiences, sights, sounds, smells, etc.), OR camping or hiking trip diary. Explain growth in project, leading the hikes, planning the camping trip, now being able to identify the wildlife and nature around you and how identified (sight/sound/shape/smell/color). Feathers/leaf/flower pressings must be securely attached, if included. Photos of drawing of observations encouraged. Exhibits measure no larger than 16" X 16".

**3. Camping/Hiking Safety** - must include explanation of use of item and why selected/purpose, how it fits hiking/camping needs. May include, but are not limited to, one of the following: travel sized poisonous plants guide, camping first aid kit, weather/water safety or hand hygiene kit. Exhibits measure no larger than 18" X 24".

**4. Digital Media** - use digital media to show video/slideshow/presentation of setting up a tent (include why site is chosen) or protecting natural resources or environmental issues or computer video camping/hiking game. Submit a USB drive or DVD inside a report cover or notebook. If using a slideshow, include printed slides inside report cover or notebook.

**5. Other Camping Items** (SF281) - Must include what inspired the creation of the item, and its purpose. May include, but are not limited to one of the following; nature art, nature haiku poem, spider web sketches or knot display. Exhibits measure no larger than 18" X 24".

### Level 3

**6. Poster** - create a poster display, no larger than 22" X 28". Topics may include but not limited to one of the following; Topographic map, backpacking trip plan, camp layout, plan an expedition (can be dreamed or lived), collection of photos from your expedition, trails hiked, cost comparison of rental vs purchase or using GPS/compass.

**7. Journal/Binder** - written report of actual, virtual, or imagined expeditions/camping/hiking, OR field journal (notes of actual experiences, sights, sounds, smells, etc.). Explain growth in project, challenges in leading a group, teaching others about wildlife and nature identification and "Leave No Trace." Exhibits measure no larger than 16" X 16".

**8. Expedition Safety** - must include an explanation of use of items, why selected/purpose of item, how it meets hiking/camping/expedition needs. May include but are not limited to; travel sized edible plants, creepy crawly guide, tent repair kit, travel first aid kit or weather/water safety. Exhibits measure no larger than 18" X 24".

**9. Digital Media** - use digital media to show video/slideshow/presentation of one of the following, but not limited to; building a non-tent shelter (include why needed), packing your backpack/equipment, and getting it onto you, teaching others about environmental issues or a computer video backpacking expedition game. Submit a USB drive or DVD inside a report cover or notebook. If using a slideshow, include printed slides inside report cover or notebook.

**10. Other Expedition Items** - must include what inspired the creation of the item, and the purpose of the item. May include, but are not limited to; nature art, nature cinquain poem, backpacking food recipes, hiking/expedition conditioning plan, charcoal etching, dehydrated meal, or snack (at least 1 cup displayed in a re-sealable plastic bag with ingredients, instructions, and nutritional facts included). Exhibits measure no larger than 18" X 24".

PREMIUM CODE 9

**DEPARTMENT - Healthy Lifestyles  
SAFETY - Division 440**

**1. First Aid Kit** - assemble according to instructions in 4-H 425, pages 6 and 7 of the Citizen Safety Manual (refer to score sheet SF 110). A written description of the kit's purpose, purpose of each item, and a colored labeled inventory list of contents is required. Any kit containing prescription medications (can be included only on the written list-- do not put in kit), dated material that has expired at date of judging, or any controlled substance will be disqualified.

**2. Disaster Kit** - disaster kit of materials to prepare a person or family for emergency conditions caused by a natural or man-made incident. Selection of materials is left to the exhibitor. Family or group kits must have enough material or items for each person. A description of the kit's purpose and a list of individual contents are required. Please include short explanation of water needs for your disaster kit. Do not bring actual water to the fair in the kit. (Contact office for a copy of score sheet.)

**3. Safety Scrapbook** - to consist of 15 news articles from both print and internet about various incident types. Mount each clipping on a separate page accompanied by a description of events leading to the accident and any measure that might have prevented this kind of accident. Should be bound in a standard size hardcover binder or notebook for 8 1/2" x 11" paper. Correct sentence structure, readability and thorough explanations are an important part of judging.

**4. Safety Experience** - share an experience you had related to safety such as first aid or first responder training, farm safety day camp, babysitting workshop; or youth's response to an emergency situation. Provide details of the experience, the youth's role, evidence of the youth's leadership in the situation and a summary of the learning that took place. Exhibits may be a poster with supplemental documentation, a notebook including up to 10 pages of narrative and pictures, or a multimedia presentation on a CD lasting up to five minutes.

**5. Careers in Safety** - exhibit should identify a specific career in safety and include: education and certification requirements, salary, demand, and summary of the youth's interest in the field. Some examples of careers in safety: firefighters, paramedics, emergency management, law enforcement, etc. Exhibit may be a poster with supplemental documentation, a notebook including up to 10 pages of narrative and pictures, or a multimedia presentation on a CD lasting up to five minutes.

PREMIUM CODE 15

**COUNTY ONLY SAFETY AWARENESS POSTERS  
- Division 441**

**DISPLAY SIZE**

Use poster board at least 11" x 14" but not larger than 22" x 28". You may use photos or drawings. If quoting any facts or figures, be sure to always cite your sources of information.

**1+. Farm Equipment Safety Poster** - pick one topic of farm safety (i.e. PTO safety, grain bin safety, tractor operating safety, etc.).

**2.+ Bicycle Safety Poster** - pick one topic of bicycle safety.

**3.+ Severe Weather Safety Poster** - pick one topic of weather safety (i.e. lightning, tornado, etc.)

**4.+ Internet and Social Media Safety Poster** - pick one topic of interest regarding social media safety.

**5.+ Electrical Safety Poster** - pick one topic of electrical safety.

**6.+ Other Safety Poster** - another safety topic of your choice (poisons, fire, choking, etc.)

PREMIUM CODE 15

**Precision**  
Seed & Chemicals, LLC.

Brandon Vossler (402)366-6391  
*brandon.vossler@plantpioneer.com*

Dave Brauer (402)641-5657  
*dave.brauer@plantpioneer.com*

**SeedWeigh**  
by Par-Kan Co.

**PIONEER**  
BRAND PRODUCTS

**YETI**

## **FIRE SAFETY - Division 450**

**1. Fire Safety Poster** - use poster board at 11"x14" but not larger than 22" x 28". This is a home floor plan drawn to scale showing primary and secondary escape routes and where fire extinguishers and smoke detectors are located. Draw every room, including all doors and windows. Use black or blue arrows showing primary escape routes from each room. Use red arrows showing secondary routes to use if the primary routes are blocked. Primary and secondary escape routes must lead outside to an assembly location. Documentation should include evidence the escape plan has been practiced at least four times.

**2. Fire Safety Scrapbook** - this scrapbook will contain at least 10 news articles from print and/or internet sources about fires. Each clipping will be mounted on a separate page and include description of events leading to the incident and measures that could have prevented it. The scrapbook should be bound in a standard hard cover binder or notebook for 8 ½" x 11" paper. Correct sentence structure, readability and thorough explanations are an important part of judging.

**3. Fire Prevention Poster** - use poster board at least 11" x 14" but not larger than 22"X28" for posters that could be used during National Fire Safety week or at special times of the year (i.e. Christmas, Halloween, camping, 4<sup>th</sup> of July). Originality, clarity, and artistic impression will all be judged. Do not include live fireworks, matches or other flammable/explosive/hazardous materials. Any entry containing this material will be disqualified.

PREMIUM CODE 15

## **DEPARTMENT – Entrepreneurship (ESI) - Division 531**

### **GENERAL INFORMATION:**

All exhibits are directly related to activities in the project manual. Refer to the manual for ideas, suggestions, and additional information to enhance project exhibits. All static exhibits must have received a purple ribbon at the county fair to advance to the State Fair.

### **EXHIBIT GUIDELINES**

The 4-H member's name, age, town, and county must be listed on the back of the exhibit. Entry cards should be stapled (not paper-clipped or taped) to the upper right-hand corner of posters.

If exhibit is a poster, it must be 14" x 22" and may be arranged either horizontally or vertically. Poster may not use copyrighted materials, such as cartoon characters or commercial product names.

Exhibits which do not conform to size or content guidelines will be lowered one ribbon placing. Posters may include photographs, charts, or examples as well as a written explanation.

## **ESI Unit 1 Discover the E-Scene**

For classes 1-3, follow guidelines for posters above.

**1. Interview an entrepreneur** - share what you learned from the person about having an entrepreneurial mindset. How have they applied their mindset? Have they start a business? Are they tackling a social issue? How do they deliver excellent customer service? How will what you have learned through this interview change your future plans or ways of thinking about entrepreneurship? The summary of the interview should be typed and with a maximum length of two pages (12 pt font). Enter the exhibit in a folder with fasteners (no slide bars).

## **ESI Unit 2 The Case of ME**

**2. Social Entrepreneurship Presentation** - prepare a five slide power point presentation about a social entrepreneurship venture to benefit a group or individual in your community. Submit a printout of the note pages which show each slide and include an explanation of each slide. Enter exhibit in a folder with fasteners (no slide bars).

## **ESI Unit 3 Your Business Inspection**

**3. Marketing Package** - (mounted on a 14" x 22" poster) must include at least three items (examples) developed by the 4-H'er from the following list: business card, brochure, advertisement, business promotional piece, printout of an internet home page, packaging design, signs, logo design, direct mail piece, etc. The marketing package should be for an original business developed by the 4-H'er and not an existing business.

**4. Sample on an Original Product** - with an information sheet (8 ½" x 11") answering the following questions:

1. What did you enjoy the most about making the product?
2. What challenges did you have when making the product?
3. Would you do anything differently next time? If so, what?
4. What is the suggested retail price of the product? How did you decide on the price?
5. Market analysis of the community data gathered through a survey of potential customers. Use the three questions on page 3.3 and survey at least 10 people in your community about your product.
6. How much would you earn per hour? Show how you determined this figure.
7. What is unique about this Product?

**5. Photos of an Original Product** - (mounted on a 14" by 22" poster) must include three photos of developed product and a mounted information sheet answering the following questions. Classes 4 and 5 must be entirely DIFFERENT products.

1. What did you enjoy the most about making the product?
2. What challenges did you have when making the product?
3. Would you do anything differently the next time? If so, what?
4. What is the suggested retail price of the product?
5. How did you decide on the price?



6. Market analysis of the community – data gathered through a survey of potential customers. Use the three questions on page 3.3 and survey at least 10 people in your community about your product.

7. How much would you earn per hour? Show how you determined this figure.

8. What is unique about this product?

If exhibiting in both Class 4 and Class 5, products must be entirely different products.

PREMIUM CODE 13

**6. Entrepreneurship Challenge** - take on the entrepreneurship challenge. Entrepreneurship Challenge is open to 4-H'ers enrolled in any of the three units of ESI. Complete five (5) or more of the challenges from the following list. The exhibit will include highlights from these five (5) challenges. Consider labeling each challenge so the viewer will understand what the challenge was. Enter a poster, video, report, or scrapbook related to the learning from the challenge. Use your creativity to show and share what you learned. Select your five (5) challenges from the list below:

1. Sell something.
2. Talk to local leaders about entrepreneurial thinking and how it is being applied or could be applied to a current community issue.
3. Be a detective! Look for Nebraska-made products and find out more about the business.
4. Tour 2 - 3 entrepreneurial businesses and create a photo story.
5. Investigate what it takes to be an entrepreneur and complete a skills assessment.
6. Make a prototype (sample/model) of a new product idea. (Include the prototype or a photo of prototype.)
7. Work with a friend to develop a new business idea!
8. Contact your local Extension Office to learn about entrepreneurship opportunities.
9. Create an activity to teach others about entrepreneurship (coloring page, puzzle, game, etc.)

PREMIUM CODE 11

## DEPARTMENT - Agronomy

### GENERAL INFORMATION

The purpose of these exhibits is to demonstrate to the public the benefits from the study and application of crop, weed, and range and soil sciences to solving problems in management, conservation, sustainability, and environmental protection. For guidelines on specific projects, refer to appropriate project manuals.

### Grain or Plant Exhibits – Classes 1-5:

A completed crop production worksheet must accompany grain and plant exhibits. You can download the worksheet here: <https://go.unl.edu/cropproductionworksheet>. The worksheet must include the exhibitors name and address, county, plant hybrid or variety, plant population, whether crop production was irrigated or dry land, and general information including farm cropping history, soil type and weather effects.

The worksheet also must include an economic analysis of the project, listing individual expenses and income, on a per acre basis. Other topics to discuss are the selection of variety or hybrid, impacts of tillage and conservation practices, inputs (fuel, fertilizer, irrigation, labor, pesticides, etc.), any observations made during the growing season, and what you learned from your crops project. The worksheet counts as 50% of the total when judged.

Worksheet must be the original work of the individual exhibitor or it will be deducted one ribbon placing.

Attach the worksheet to the entry in a clear plastic cover such that it can be read without removing it from the cover. In addition to the worksheet, grain and plant exhibits will be judged on condition, appearance (i.e., disease and insect damage, grain fill), uniformity (size, shape, color, maturity), and quality of exhibit. Refer to Score sheet SF259.

**Grain exhibits:** must be one gallon per sample. Grain exhibits harvested in the fall (e.g., corn or soybeans) may be from the previous year's project and brought in an appropriate sized box/container for display. NEW – place in clear container so it can be viewed and displayed.

**Plant exhibits:** with the exception of ears of corn, must be the result of the current year's project.

Corn 10 ears or 3 stalks (cut at ground level with no roots or soil and bound together)

Grain Sorghum - 4 stalks (cut at ground level and bound together)

Soybeans - 6 stalks (cut at ground level and bound together)

Small grains (oats, barley, wheat, triticale) - sheaf of heads 2 inches in diameter at top tie with stems about 24" long.

Other crops (alfalfa, millet, etc.) - sheaf of stems 3 inches in diameter at top tied with stems cut at ground level or half size small square bale.

PREMIUM CODE 15



## FIELD CROPS - Division 750

1. **Corn** (includes yellow, white, pop, waxy, or any other type)
2. **Soybeans**
3. **Oats**
4. **Wheat**
5. **Any other crop** (includes grain sorghum, alfalfa, millets, barley, rye, triticale, amaranth, dry beans, sugar beet, mung bean, canola, forage sorghum, safflower, etc.).

### Displays - Classes 6-10:

The purpose of the display is to tell an educational story to those that view the display.

The display is a visual representation (pictures, charts, graphs) no larger than 24" wide by 24" tall on plywood or poster board.

The display should be neatly titled. Make sure to label display with exhibitor's name, address, and county on back side. Explain pictures and graphs clearly and concisely.

Consider creativity and neatness. Refer to Scoresheet SF259. Each display must have a one-page essay (minimum) explaining why the exhibitor chose the area of display and what they learned from their project. Include any reference used.

If a display does not have an essay, it will automatically be deducted one ribbon placing.

The essay should be in a clear plastic cover with the exhibitor's name outside.

**6. Crop Production Display** - the purpose of this class is to allow original and creative exhibits that contain educational information about crop production aspects, such as crop scouting, alternative crops, pest management, etc.,

**7. Crop Technology Display** - display information about aspects of technology used in crop production, such as genetic engineering, crop breeding, GPS, yield mapping, etc,

**8. Crop End Use Display** - display information about final product or end uses such as food, feed, fuel, or other products for example corn can be processed into livestock feed, ethanol, plastics, etc. or soybeans can be processed into biodiesel, pet bedding, crayons, oil, etc. This should not be about the process of crop production, but focus on an end product.

**9. Water or Soil Display** - display information about water or soils, such as how soils are being used for crop production, range, conservation, wildlife, or wetland use, or ways to protect or conserve water and soil resources,

**10. Career Interview Display** - the purpose of this class is to allow youth to investigate a career in agronomy. Youth should interview 1 person that works with crops about such topics as, what parts of their job do they enjoy or dislike, why did they choose that career, what was their education, etc. Include a picture of the person interviewed.

## Special Agronomy Project - Division 750

The crop for the year 2024 is Sugar Beets. These seeds must have been purchased through the Extension Office to participate in the Special Agronomy Project and exhibits.

**11. Special Agronomy Project - Educational Exhibit (SF259)**- Educational exhibit based on what was learned from the project. Present information on a poster 14" X 22" either vertical or horizontal arrangement or in a clear plastic report cover. The 4-H member's name, age, address, and county must be on the back of the poster or report cover. Refer to Scoresheet SF259 Each display must have a one-page essay (minimum) explaining why the exhibitor chose the area of display and what they learned from their project. Include any references used.

**12. Special Agronomy Project - Video Presentation** - 4-H exhibitor designs a multimedia presentation related to the crop. This could include narration of the growing process, presenting facts about the crop or any other innovative multimedia practices. The presentation should be at least 2 minutes in length and no more than 5 minutes in length, appropriate graphics, sound and either a video clip, animation, or voice over and/or original video clip. Any of the following file formats will be accepted: mp4, .mov, .ppt, or .avi. Email a link of the video to the superintendent to [anygren2@unl.edu](mailto:anygren2@unl.edu) or [brandy.vandewalle@unl.edu](mailto:brandy.vandewalle@unl.edu) by August 10

**13. Special Agronomy Project (Freshly Harvested Crop)** - plant exhibits must be the result of the current year's project. Depending on the type of crop selected for the current year:

- Corn - 10 ears or 3 stalks (cut at ground level with no roots or soil and bound together)
- Grain Sorghum - 4 stalks (cut at ground level and bound together)
- Soybeans - 6 stalks (cut at ground level and bound together)
- Small grains (oats, barley, wheat, triticale) - sheaf of heads 2 inches in diameter at top tie with stems about 24" long.
- Other crops (alfalfa, millet, etc.) - sheaf of stems 3 inches in diameter at top tied with stems cut at ground level.

### Wilber Windows and Doors

Tim-Cor Seamless Gutters

Marvin and Hayfield Windows

Sales - Install

Pella Products

Phone 821-2482

Cell 826-0458

Supporting documentation (½ to 1-page in length) should include the following:

- Economic Analysis and/or research that supports feasibility of this crop in Nebraska or how the crop has evolved over time.
- Other topics to discuss are past/current commercial production of this crop. This includes: the selection of variety or hybrid, impacts of tillage and conservation practices, inputs (fuel, fertilizer, irrigation, labor, pesticides, etc.), any observations made during the growing season about this crop and what you learned from your crops project. This ½ to 1-page summary counts as 50% of the total when judged.
- In addition to the summary, grain and plant exhibits will be judged on condition, appearance (i.e., disease and insect damage, grain fill), uniformity (size, shape, color, maturity), and quality of exhibit.

### WEED SCIENCE - Division 751

#### GENERAL INFORMATION

At least 15 specimens must represent this year's work. For assistance identifying plants, participants can use Nebraska Department of Agriculture's Weeds of Nebraska and the Great Plains (1994) or Weeds of the Great Plains (2003).

#### Books – Classes 1 & 2:

Exhibits will be judged based on completeness of plant mount, accuracy of identification, label, neatness, and conformity to exhibit requirements.

Plants must be mounted on sheets that are no larger than 14" wide x 14" high". Proper plant mount should include root as well as stem and leaf tissue. Plants should be glued rather than taped and the mounts should be protected with a clear cover.

Each completed mount must have the following information a 3"x 5" cardstock label glued flush in the lower right corner of the mounting sheet. The label (see example below) should include the following information: 1. Scientific name (in italic or underlined), with authority, 2. Common name, 3. County of collection, 4. Collection date, 5. Collector's name, 6. Personal collection number indicating order that plants were collected, 7. Other information depending on class selected, i.e., noxious, life form. This information should be typed or printed very neatly.

#### PLANTS OF NEBRASKA

Scientific name: *Abutilon theophrasti* Medik.

Common name: Velvetleaf

County of collection: Lancaster County

Collection date: 6 July 2016

Collector's name: Dan D. Lion

Collection number: 3

Life cycle: Annual

**1. Weed Identification Book** - A collection of a minimum of 15 plant mounts including at least two of the prohibited noxious weeds (Canada thistle, musk thistle, plumeless thistle, salt cedar, leafy spurge, purple loosestrife, diffuse knapweed, spotted knapweed, Japanese knotweed, bohemian knotweed, or phragmites), and at least three weeds that are a problem primarily in lawns.

**2. Life Span Book** - a collection of 7 perennials, 1 biennial and 7 annual weeds.

#### Displays – Class 3:

#### GENERAL INFORMATION

The purpose of the display is to tell an educational story to those that view the display. The display is a visual representation (pictures, charts, graphs) no larger than 28" by 28" on plywood or poster board. The display should be neatly titled.



## DISPLAY SIZE

Make sure to label display with exhibitor's name, address, and county on back side. Explain pictures and graphs clearly and concisely.

Each display must have a one-page essay explaining why the exhibitor chose the area of display and what they learned from their project. Include any references used.

The essay should be in a clear plastic cover with the exhibitor's name outside.

**3. Weed Display** - the purpose of this class is to allow original and creative exhibits that contain educational information about weeds, such as interesting information about a weed species, effects of weed control, herbicide resistant weeds, what makes a weed a weed, or uses for weeds.

PREMIUM CODE 13



## Hayek Brothers



**PIONEER**  
BRAND • SEEDS

Farming  
Custom Farming



Custom Harvesting & Trucking  
Pioneer Sale Representatives

Doug Hayek  
Cell: 641-2830

Daryl Hayek  
Cell: 641-0856

## DEPARTMENT - Science & Technology

### ENTOMOLOGY - Division 800

#### GENERAL INFORMATION

Specimens in display collections should be mounted properly and labeled with the date and location of collection, name of collector, and order. Follow mounting and labeling instructions in the Nebraska 4-H

#### DISPLAY SIZE

Entomology. Boxes are preferred to be 12" high x 18" wide and landscape in orientation, so they fit in display racks. Purchase of commercially made boxes is allowed. All specimens are to be pinned and labeled by the exhibitor. No purchases specimens allowed.

No projects over 50 pounds allowed.

**1. Entomology Display, First-Year Project** - collection to consist of 25 or more different kinds (species) of insects representing at least 6 orders. Limit of one box.

**2. Entomology Display, Second-Year Project (SF186)** - collection to consist of a minimum of 50 kinds (species) of insects representing at least 8 orders. Replace damaged or poorly mounted specimens. At least 25 species should be from after July 1 of previous year. Limit of 2 boxes.

**3. Entomology Display, Third or More Year Project** - collection to consist of a minimum of 75 kinds (species) representing at least 10 orders. Replace damaged or poorly mounted specimens. At least 25 species should be from after July 1 of previous year. Limit of 3 boxes.

**4. Special Interest Display or Advanced Insect Display** - educational display developed according to personal interests and/or advanced identification capability. This also is an opportunity to highlight favorite insects in a creative arrangement. Insects should conform to pinning and mounting standards as in Classes 1-3 and be protected in an insect box. Each specialty display should include names of the insects, interesting information about them, and why the display was made. Advanced identification collections should have insects grouped with labels that correspond with identification level (e.g., family, genus, and species). A specialty collection may consist of insects by taxonomic group (e.g., butterflies, grasshoppers, dragonflies, scarab beetles) or by host, subject or habitat (e.g., insect pests of corn, aquatic insects, insect mimicry, insect galls, insects from goldenrod, insect pollinators).



**5. Insect Habitats** - habitats consist of any hand-crafted objects, made of natural or artificial materials to be placed outdoors, which promote or conserve insects in the environment. Insects may include bee pollinators, butterflies, beneficial insects, etc. A one-page report describing activities must accompany the exhibit. Report should include placement, target insect, why materials were chosen, functional design, and indicators of success. See the following resources for reports:

1. Nebraska Extension NebGuide: Creating a Solitary Bee Hotel (G2256)
2. University of Minnesota: Wild Bees and Building Wild Bee Houses
3. National Wildlife Federation: How to Provide Water in Monarch Gardens

**6. Macrophotography** - subjects should be insects, spiders or other arthropods, or any nests, webs, or constructions they make. All exhibit prints should be 8" x 10" or 8 ½" by 11" and mounted on rigid, black 11" by 14" poster or matt board. Either orientation is acceptable. No frames or mat board framing is allowed. A caption of a few sentences should explain the subject, and be printed on white paper, and glued below the print on the poster board.

**7. Insect Poster/Display Exhibits (SF190)** - can be posters or three-dimensional displays, and artistic creativity is encouraged. Posters should be no larger than 22" x 28". They should be instructional and can be attractive and have pictures, drawings, charts, or graphs. Posters and displays may show any aspect of insect life, habitat, or related conservation or management. Examples include life history and other facts about an insect; insect anatomy; how to manage insects in a farm, home, lawn, or garden setting; experiences rearing one kind of insect; survey of an important insect; insect behavior (ex. nesting, finding food, mobility, defenses, etc.); habitats (e.g. forests, grasslands, wetlands, rivers, or lakes) and what insects are found there, etc. Three-dimensional displays, such as dioramas, sculptures, models, or decorative boxes should have a page of explanatory information accompanying them and fit within a 22" x 28" area.

**8. Reports or Journals** - should be in a 3-ring binder. A report may be informational, that is, an original article about a favorite insect, a history of insect outbreaks, diseases caused by insects, insects as food, etc. Or it may be a research report about an investigation or experiment done in a scientific manner. It then should have a basic introduction of the insect studied, methods used, observations, and results of the project. Tables, graphs, and images are helpful to include. A journal is an observational study over a period of time with personal impressions. It may cover watching changes in kinds of butterflies over the summer, rearing a specific insect from egg to adult, managing a beehive, observations of insects in a specific habitat, accounts of insect behavior in a forest or flower garden, etc.

PREMIUM CODE 8

## ANIMAL SCIENCE EDUCATION – Division 905

### GENERAL INFORMATION

4-H'ers create a poster highlighting an educational aspect of their animal project. The poster could focus on a current livestock issue, animal industry career, animal care or health, economic impacts of the livestock industry.

### DISPLAY SIZE

Posters should increase the educational experiences of both the member and the general public increasing agricultural literacy. Poster should be sturdy enough to advance to state fair for display in the livestock barn and be no larger than 22 x 28 inches. Entries must match the specie of livestock the exhibitor has entered at the county fair. Species include dairy, beef, horse, sheep, swine, goat, poultry, or rabbit.

### 100.+ Educational Displays

PREMIUM CODE 13

## VETERINARY SCIENCE - Division 840

### GENERAL INFORMATION

The purpose of the Veterinary Science display is to inform the public regarding a common health problem of animals, a veterinary science principle, or public health/zoonotic diseases. Exhibits can be a poster, notebook, or a display. The exhibit may represent material from any of the Veterinary Science projects including entry level exhibits from Unit 1.

### POSTER & DISPLAY SIZE

**Posters:** sends simple and direct message. A poster should not exceed 22" x 28" and may be either vertical or horizontal.

**Displays:** A display may include but is not limited to: a 3-dimensional exhibit, a scale model, the actual product (i.e., Skeleton, teeth, samples of leather, fur, or dried skin damaged by disease or parasites), or a notebook. Displays are not posters. A display may be mounted on poster board not to exceed 22" x 28" or on 1/4" plywood or equivalent that does not exceed 24" high or 32" wide or in a 3-ring binder or another notebook format.

If photos are to be part of the exhibit, remember that they will be viewed by the public. Make sure that the photographs are in good taste and will not be offensive to anyone. Graphic photographs of excessive bleeding, trauma or painful procedures are not appropriate. For exhibits related to veterinary surgical procedures, aseptic techniques need to be shown, for example, use of drapes, use of sterile procedures, wearing of gloves, and other appropriate veterinary medical practices.

**First-Aid Kits:** Because of public safety concerns and risk of theft of first-aid kit contents (veterinary drugs/equipment) with perceived potential for drug abuse, **animal first aid kits containing any drugs or medications will be immediately disqualified and not displayed. First Aid kits wishing to include medication information should instead utilize written descriptions, photographs, drawings, computer generated printouts, or empty packaging of pharmaceuticals.**

Appropriate vet science topics include: maintaining health, specific disease information, photographic display of normal and abnormal characteristics of animals, animal health or safety, public health or safety, proper animal management to ensure food safety and quality, efficient and safe livestock working facilities, or other. **All references need to be properly cited. Plagiarism will result in disqualification.**

1. 4-H Vet Science Large Animal Poster, Notebook or Display
2. 4-H Vet Science Small Animal/Pet Poster or Display

PREMIUM CODE 13

### **STEM ROCKETS - Division 850**

#### **GENERAL INFORMATION**

1. The name and county of each exhibitor should appear separately on the back of each board, poster, or article and on the front cover of the notebooks so owner of the exhibit may be identified if the entry tag is separated from the exhibit.
2. Rockets must be supported substantially to protect the rocket from breakage. Rockets are to be mounted on a base that has dimensions equal or less than 12" x 12" and the base should be 3/4" thick. No metal bases. If the rocket fins extend beyond the edges of the required base (12" x 12"), then construct a base that is large enough to protect the fins. The base size is dictated by the size of the rocket fins.
- 3 The rockets must be mounted vertically. Please do not attach sideboards or backdrops to the displays. In addition, a used engine or length of dowel pin is to be glued and/or screwed into the board and extended up into the rockets engine mount to give added stability.
4. Rockets must be equipped as prepared for launching, with wadding and parachute or other recovery system. Rockets entered with live engines, wrong base size or sideboards will be disqualified.
5. A report, protected in a clear plastic cover, must include: 1) rocket specification (include original or photo of manufacture packaging stating rocket skill level), 2) a flight record for each launching (weather, distance, flight height), 3) number of launchings, 4) flight pictures 5) Safety (How did you choose your launch site? Document safe launch, preparations, and precautions 6) objectives learned and 7) conclusions.

6. The flight record should describe engine used, what the rocket did in flight and recovery success. Points will not be deducted for launching, flight or recovery failures described. This includes any damage that may show on the rocket. Complete factory assembled rockets will not be accepted at the State Fair.

7. Judging is based upon display appearance, rocket appearance, workmanship, design or capabilities for flight, number of times launched and report. Three launches are required to earn the maximum launch points given on the score sheets. For scoring for the State Fair, only actual launches count, misfires will not count towards one of the required three launches.

- For self-designed rockets only, please include digital recorded copy of one flight. In the documentation, please include a description of stability testing before the rocket was flown.
- The skill level of project is not determined by number of years in project. Skill level is determined by the level listed on the manufacturing packaging.
- 4-H Rocket project levels are not intended to correspond to National Association of Rocketry model rocket difficulty ratings or levels.

8. High power rockets (HPR) are similar to model rocketry with differences that include the propulsion power and weight increase of the model. They use motors in ranges over "G" power and/or weigh more than laws and regulations allow for unrestricted model rockets. These rockets are NOT appropriate for 4-H projects and will be disqualified.

9. Posters can be any size up to 28" by 22" when ready for display. Example: tri fold poster boards are not 28" by 22" when fully open for display.

### **ROCKETS/AEROSPACE**

#### **PRE-FLIGHT - Unit 1**

#### **COUNTY ONLY ENTRIES IN UNIT 1**

**9. + Any rocket or exhibit made using skills from Unit 1**

#### **Unit 2, 3 or 4**

1. **Rocket** - any Skill Level Rocket with **wooden fins and cardboard body tubes** painted by hand or air brush.
2. **Aerospace Display** - poster or display board that displays or exemplifies? one of the principles learned in the Lift Off project. Examples include: display of rocket parts and purpose, explaining the parts of a NASA rocket or shuttle, interview of someone in the aerospace field, or kite terminology. Include notebook containing terminology (definition), and what was learned. Display can be any size up to 28" by 22".
3. **Rocket** - any Skill Level Rocket with **wooden fins and cardboard body tubes** painted using commercial application, for example: commercial spray paint.

**Drones**

**5. Drone Poster** - exhibit must be designed to educate yourself and others on one or more of the following topics: drone technologies, uses of drones, the different types of drones, types of training needed to operate drones, and the laws and regulations users must follow. Posters can be any size up to 28" by 22".

**6. Drone Video** - exhibit must demonstrate how the drone interacts with the outside world. Examples include: field scouting, surveying damage from natural disasters, drones used in commercial applications and settings, and drones used for structural engineering. Video should not exceed 5 minutes. State Fair qualified videos should be submitted to <https://go.un.edu/2024nesfest> by August 10, 2024, or be uploaded to a video streaming application and exhibitors MUST provide a hard copy QR code for viewing. Exhibitors should test their codes or links on several devices to check for appropriate permissions.

PREMIUM CODE 15

**MODELS (Model Cars) - Division 855****COUNTY ONLY ENTRIES**

**No Legos in this class.**

**1.+ Exhibit will consist of two models built in this project** - one must be an auto with interior, engine and chassis painted. You may paint more than this if desired. Both models are to be mounted together on Styrofoam. You may use background accessories, figures, etc. if you want.

PREMIUM CODE 15

**LEGOS – Division 865****COUNTY ONLY ENTRIES**

**2.+ Lego/K'nex Purchased Kit**

**3.+ Lego/K'nex Original Design** - no kits included in the exhibit

**4.+ Lego/K'nex Diorama** - include 1 or more items, kit, or original design in setting/scene, maximum 18" x 24" base. Ex: cardboard box with sides/top partially cut down for display purposes.

PREMIUM CODE 15

**COUNTY ONLY ENTRIES IN UNIT 1**

Computer posters shall be mounted on a 14" x 22" poster either in a vertical or horizontal arrangement. Please put your name and county on the back of all exhibits.

**COMPUTER MYSTERIES – Unit 1**

**15. + Computer Art Poster (Black & White)** - exhibit should be created on at least 8 ½" x 11" paper using a commercially available graphics software package and a single-color printer-plotter. Display in a clear sheet protector.

**16. + Computer Art Poster (Color)** - exhibit should be created on at least 8 ½" x 11" page using a commercially available graphics software package and a color printer-plotter. Display in a clear sheet protector.

**17. + Computer Designed Greeting Card** - Exhibit will consist of four (4) greeting cards, each for a different occasion/holiday. Exhibit should be created on 8 1/2" x 11" paper using a commercially available graphics program and a color printer/plotter or single-color printer/plotter. The cards should vary in folds and design. Prefabricated cards from commercially available card programs will NOT be accepted. No theme required. Place in a Ziploc bag.

**18. + Slide show or Movie** - using digital technology on a CD. Contact the Extension Office for software compatibility prior to entry.

**Rules**

**1.** The name and county of each exhibitor should appear separately on the back of each board, poster, or article and on the front cover of the notebooks so owner of the exhibit may be identified if the entry tag is separated from the exhibit.

**2.** Demonstration boards should include an overall title for the display, plus other necessary labeling.

**3.** Reports should be written using the scientific method whenever possible (Background, the Question or hypothesis, what you plan to do and what you did, Method used and observations, Results: what you learned.) All reports should be computer generated and enclosed in a clear plastic cover. The reports should be attached securely to the display.

**4.** Reports should be written using the scientific method whenever possible (Background, the Question or hypothesis, what you plan to do and what you did, Method used and observations. Results: What you learned. All reports should be computer generated and enclosed in a clear, plastic cover. The reports should be attached securely to the display.

**5.** Please refer to the General Rules for the policy regarding firearms, items with a blade, and other related items.

**6.** Please refer to the General Rules for the policy regarding the use of copywritten images.

**7.** Premier 4-H Science Award is available in this area.

**8. Team Entires:** To qualify for entry at the Nebraska State Fair team materials entered in H860008 – Maker Space/Digital Fabrication must clearly be the work of a team instead of an individual, and must have at least 50% of all team members enrolled in 4-H. Additionally, all enrolled 4-H members on the team should complete and attach an entry tag to the materials. A supplemental page documenting the individual contributions to the project should be included.

## COMPUTER MYSTERIES - Unit 2

**1. Computer Application Notebook** - 4-H exhibitor should use computer application to create a graphic notebook utilizing computer technology. 4-H'er may create any of the following: greeting card (5 different cards such as a birthday, wedding, anniversary, sympathy get well or other); a business card (3 cards for 3 different individuals and businesses); menu (minimum of 2 pages including short description of foods and pricing); book layout (I-book); promotional flyer (3 flyers promoting 3 different events); newsletter (minimum 2 pages); or other: examples such as precision farming or family business logo etc. This exhibit consists of a notebook (8.5x11 inches) which should include a (1) a detailed report describing: (a) the task to be completed, (b) the computer application software required to complete the task, (c) specific features of the computer application software necessary for completing the task (2) print out of your project. Project may be in color or black and white.

**2. Produce a Computer Slideshow Presentation** - using presentation software a 4-H exhibitor designs a multimedia computer presentation on one topic related to youth. A notebook with a printout of all the slides should be submitted. Slideshow should include a minimum of 10 slides and not more than 25. Incorporate appropriate slide layouts, graphics, animations, and audio (music or voice and transition sounds do not count). Each slide should include notes for a presentation. All slideshows must be uploaded. State Fair qualified entries should be submitted to <https://go.unl.edu/2024nesfest> by August 10, 2024 or entries can be uploaded to a cloud sharing service and exhibitors MUST provide a hard copy QR code for viewing. Exhibitors should test their codes or links on several devices to check for appropriate permissions.



## COMPUTER MYSTERIES – Unit 3

**3. Produce an Audio/Video Computer Presentation** - using presentation software a 4-H exhibitor designs a multimedia computer presentation on one topic related to youth including audio and/or video elements. A notebook with a printout of all the slides should be submitted. The presentation should be at least 2 minutes in length and no more than 5 minutes in length. Appropriate graphics, sound and either a video clip, animation, or voice over and/or original video clip. State Fair qualified entries should be submitted to <https://go.unl.edu/2024nesfest> by August 10, 2024 or videos can be uploaded to a cloud sharing service and exhibitors MUST provide a hard copy QR code for viewing. Exhibitors should test their codes or links on several devices to check for appropriate permissions.

**4. How to STEM (Science, Technology, Engineering and Math) Presentation** - youth design a fully automated 2 to 5 minute 4-H "how to" video. Submissions should incorporate a picture or video of the 4-H'er, as well as their name (first name only), age (as of January 1 of the current year), years in 4-H, and their personal interests or hobbies. State Fair qualified entries should be submitted to <https://go.unl.edu/2024nesfest> by August 10, 2024 or videos can be uploaded to a video streaming application and exhibitors MUST provide a hard copy QR code for viewing. Exhibitors should test their codes or links on several devices to check for appropriate permissions for public viewing.

**5. Virtual Platform Presentation** - youth design a fully automated education presentation using any current multimedia platform such as Tik Tock, YouTube, Canva, Canvas, etc. Submissions may include a notebook, poster, et., explaining the process, experience, and/or presentation. All submissions must include a link to the virtual presentation. State Fair qualified entries should be submitted to <https://go.unl.edu/2024nesfest> by August 10, 2024. Entries can also be uploaded to a cloud sharing service. Exhibitors must provide a hard copy QR code for viewing, Exhibitors should test their codes or links on several devices to check for appropriate permissions for public viewing.

**6. Create a Web Site/Blog or App** - design a simple website, blog, or app for providing information about a topic related to youth. Include an explanation of why the entry was created. (Any current website, blog, or appl development platform is accepted such as Google Sites, iBuildApp, Wix, etc.) If the website, blog, or app is not live, include all files on a flash drive in a plastic case. State Fair qualified entries should be submitted to <https://go.unl.edu/2024nesfest> August 10, 2024. Entries can be uploaded to a cloud sharing service. Exhibitors MUST provide a hard copy QR code for viewing. Exhibitors should test their codes or links on several devices to check for appropriate permissions for public viewing.



**7. 3D Printing** - 3D printing uses plastic or other materials to build a three-dimensional (3D) object from a digital design (including 3D Pen Creation). Youth may use original designs or someone else's they have redesigned in a unique way. Exhibits will be judged based on the motivation and/or problem identified. For example, 3D objects printed as part of the design process for robot or other engineering project. Must include design notebook that addresses the following questions:

1. What was the motivation for your design or the problem you were solving with your design? i.e. Is your item a functional or decorative piece?
2. Please include a picture of original design, citation of designer/website OR if design is completely original (you created it using CAD software), then state that it's original. If item was not completely original, indicate what you did to the original design to modify it to better meet the design problem stated in #1 above. Its design was modified multiple times, please indicate what change was made with each modification, and what prompted the need for the change. i.e., I printed it and the design was too fragile, so I resliced the print to make thicker external walls, or to have a denser infill.
3. Define your process for designing/printing. What software and/or hardware was used (indicate type of 3D printer or if item was created with 3D pen)?
4. What materials were selected for your project?
5. If your final design has any moving parts, define how you determined an appropriate allowance in your design.
6. Identify any changes that you would make to improve your design.

**8. Maker Space/Digital Fabrication** - (SF1051) - This project is a computer generated projected created using a laser cutter, vinyl cutter, heat press or CNC router. Vector or 3D based software such as Corel Draw or Fusion 360 would be an example of an appropriate software used to create your finished project. Project should include a notebook with the following:

1. What motivated you to create this project
2. Software and equipment used
3. Directions on how to create the project
4. Prototype of plans
5. Cost of creating project
6. Iterations or modifications made to original plans
7. Changes you would make if you remade the project

**See Rule 8 Team Entries:**

The entry will be judged as a team, with all team members receiving the same ribbon placing.

PREMIUM CODE 13

**STEM ELECTRICITY - Division 870**

**Rules**

1. The names and county of each exhibitor should appear separately on the back of each board, poster, or article and on the front cover of the notebooks so owner of the exhibit may be identified if the entry tag is separated from the exhibit.
2. Several classes require a display board which should be a height of 24 inches and not to exceed 1/4" in thickness. A height of 24 7/8" is acceptable to allow for the saw kerf (width) if two 24 inch boards are cut from one end of a 4' X 8' sheet of plywood. Nothing should be mounted within 3/4" of the top or bottom of the board. (Example Woodworking or Electricity).
3. Fabricated board such as plywood, composition board, or particle-type lumber may be used for demonstration displays.
4. Demonstration boards should be sanded and finished to improve their appearance. The finish on a demonstration board will be judged as a woodworking exhibit.
5. Demonstration boards should include an overall title for the display, plus other necessary labeling.
6. Reports should be written using scientific method whenever possible (Background, the Question or hypothesis, what you plan to do and what you did, Method used and observations, Results: what you learned. All reports should be computer generated and enclosed in a clear plastic cover. The reports should be attached securely to the display.

**COUNTY ONLY ENTRIES IN UNIT 1 & 2**

**ELECTRICITY - Unit 1**

**14.+ Any Display/Item** Based On What You Learned in Unit 1

**ELECTRICITY - Unit 2**

**17.+ Any Display/Item** Using Skills Learned in Unit 2.  
**ELECTRICITY- Wired for Power Unit 3**

1. **Electrical Tool/Supply Kit** - create an electrical supply kit to be used for basic electrical repair around the house. Include a brief description of each item and its use. Container should be appropriate to hold items.
2. **Lighting Comparison** - display studying the efficiency of various lighting (incandescent, florescent, halogen, Light Emitting Diodes, etc.). Exhibit could be a poster display, or an actual item.
3. **Electrical Display/Item** - show an application of one of the concepts learned in the Wired for Power project. Examples include: re-wiring or building a lamp, re-wiring or making a heavy-duty extension cord or developing an electrical diagram of a house. Exhibit could be a poster display, or an actual item.
4. **Poster** (SF227) - should exemplify one of the lessons learned in the Wired for Power Project. Posters can be any size up to 28" x 22".

## **ELECTRICITY – Entering Electronics Unit 4**

**5. Electrical/Electronic Part Identification** - display different parts used for electrical/electronic work. Exhibit should show the part (either picture or actual item) and give a brief description, including a symbol of each part and its function. Display should include a minimum of 10 different parts.

**6. Electronic Display** - show an application of one of the concepts learned in the Electronics project. Examples include: components of an electronic device (refer to p. 35 of the Electronic manual).

**7. Project** - exhibit an electronic item designed by the 4-H'er or from a manufactured kit that shows the electronic expertise of the 4-H'er. Examples include: a radio, a computer, or a voltmeter.

**8. Poster** (SF231) - should exemplify one of the lessons learned in the Entering Electronics Project. Posters can be any size up to 28" x 22".

PREMIUM CODE 13

## **STEM ROBOTICS - Division 861**

### **Rules**

1. The name and county of each exhibitor should appear separately on the back of each board, poster or article and on the front cover of the notebooks so the owner of the exhibit may be identified if the entry tag is separated from the exhibit.

2. Reports should be written using the scientific method whenever possible (Background, the Question or hypothesis, what you plan to do and what you did, Method used and observations, Results: what you learned. All reports should be computer generated and enclosed in a clear plastic cover. The reports should be attached securely to the display.

3. Posters can be any size up to 28" by 22" when ready for display. Example: tri fold poster boards are not 28" by 22" when fully open for display.

**Team Entries:** To qualify for entry at the Nebraska State Fair team materials entered in robotics classes that are clearly the work of a team instead of an individual must have at least 50% of all team members enrolled in 4-H. Additionally all enrolled 4-H members on the team should complete and attach an entry tag to the materials. A supplemental page documenting the individual contributions to the project should be included. The entry will be judged as a team, with all team members receiving the same ribbon placing.

Creating a video of your robot in action would be helpful for the judges but is not mandatory. Video should be uploaded to a video streaming application and exhibitors should provide a hard copy QR code for viewing. State Fair qualified videos should be submitted to <https://go.unl.edu/2024nesfset> by August 10, 2024. Videos can be uploaded to a video streaming application and exhibitors must provide a hard copy QR code for viewing. Exhibitors should test their code and links on several devices to check for appropriate permissions for public viewing.

**1. Robotics Poster** - create a poster (14" X 22") communicating a robotics theme such as "Robot or Not", "Pseudocode", "Real World Robots", "Careers in Robots" or "Autonomous Robotics", "Precision Agriculture" or a robotic topic of interest to the 4-H'er.

**2. Robotics Notebook** - explore a robotics topic in-depth and present your findings in a notebook. Documentation should include any designs, research, notes, pseudocode, data tables or other evidence of the 4-H'ers learning experience. The notebook should contain at least three pages. Topics could include a programming challenge, programming skills, calibration, sensor exploration, or any of the topics suggested in Class 1.

**4. Robotics /Careers Interview** - interview someone who is working in the field of robotics and research the career in robotics. Interviews can either be written or in a multimedia format such as a short video uploaded to a cloud sharing service. Include a QR code with your project to allow judging access. State Fair qualified videos can be uploaded to a video streaming application and exhibitors MUST provide a hard copy QR code for viewing. Written interviews should be in a notebook. Written reports should be 3 to 5 pages, double-spaced, 12-point font, and 1" margins. Multimedia reports should be between 3 to 5 minutes in length.

**5. Robotics Sensor Notebook** - write pseudo code which includes at least one sensor activity. Include the code written and explain the code function. Codes can be submitted as a multimedia format uploaded to a cloud sharing service. Include a QR code with your project to allow judging access. Multimedia presentations should be 3 to 5 minutes in length State Fair qualified videos should be submitted to <https://go.unl.edu/2024nesfset> by August 10, 2024.

**ERDKAMP MOTORS** Est. 1934  
Chrysler - Jeep - Dodge - Ram

**Sales & Service**

Adam Erdkamp, General Manager  
167 E. Seneca Street, PO Box 95 - Exeter, NE 68351  
402.266.5181 (office) - 402.366.0815 (cell)  
adam@erdkampmotors.com - erdkampmotors.com

**7. Kit Labeled Robot (cannot be free programmed) and Notebook** - this class is intended for explorations of robotic components such as arms or vehicles OR educational kits marketed as robots that do not have the ability to be programmed to "sense, plan and act." The exhibit should include a notebook with the robot the youth has constructed. Included in the notebook should be (1) a description of what the robot does, (2) pictures of programs the robot can perform, (3) why they chose to build this particular form, and (4) how they problem solved any issues they might have had during building and programming. A picture story of assembly is recommended. If the robot is more than 15" wide and 20" tall they may not be displayed in locked cases at the stat fair.

**8. 3D Printed Robotics Parts** - this class is intended for youth to create parts, through 3D printing, to help create their robot or aid the robot in completing a coded function. Project should include notebook describing the process used to create the project, describe the success of your designed piece (did it work), intended use of the product and the modifications made to the item.

PREMIUM CODE 14

### STEM GEOSPACTIAL - Division 880

#### Rules

The name and county of each exhibitor should appear separately on the back of each board, poster, or article and on the front cover of the notebooks so owner of the exhibit may be identified if the entry tag is separated from the exhibit.

Reports should be written using the scientific method whenever possible (Background, the Question or hypothesis, what you plan to do and what you did, Method used and observations, Results: what you learned. All reports should be computer generated and enclosed in a clear plastic cover. The reports should be attached securely to the display.

Please refer to the General Rules for the policy regarding firearms, items with a blade, and other related items.

Please refer to the General Rules for the policy regarding use of copywritten images.

**1. Poster** - create a poster (14" x 22") communicating a GPS theme such as How GPS or GIS works, Careers that use GPS or GIS, How to use GPS, What is GIS, GPS or GIS in Agriculture, Precision Agriculture, or a geospatial topic of interest.

**2. 4-H Favorite Places or Historical Site Poster** - the 4-H exhibitor identifies a favorite place or historical site (including grave sites) in Nebraska. Exhibit should include latitude and longitude, digital picture, and local area map. Poster size should not exceed 22" x 30".

**3. GPS Notebook** - keep a log of at least 5 places visited using a GPS enabled device. At least one site should be from a community other than where you live. For each site, record the latitude, longitude, and elevation. Also include a description of the site, a paragraph explaining what was interesting about the site or finding it. Photos of each site and/or cache are optional but encouraged.

**4. Geocache** - assemble a themed geocache (physical geocache is **REQUIRED** with the exhibit). Each geocache should include a logbook and pencil for finders to log their visits and may include small trinket, geocoins, etc. for the finders to trade. Documentation should include a title, teaser description and the geographic coordinates of Intended placement. Register the site at geocaching.com and include a print-out of its registry. The entry may include a photograph of the cache in its intended hiding place.

**5. Agriculture Precision Mapping** - 4-H'ers will assemble a notebook that will include a minimum of two digital copies of various data layers that can be used in precision agriculture to identify spatial patterns and/or correlations (printed copies of websites where applications can be purchased is acceptable). Report how the analysis of the various data will be used to make a management decision.


**6. 4-H History Map/Preserve 4-H History** – nominate a Point of Interest for the 4-H History Map Project. Include copy of submitted form in folder or notebook. To nominate a site for the 4-H history map please go to <http://arcg.is/1bvGogV>. For more information about 4-H history go to:

[http://www.4-hhistorypreservation.com/History\\_Map](http://www.4-hhistorypreservation.com/History_Map).

For a step-by-step video on nominating a point, please go to this link: <http://tinyurl.com/nominate4h>. Write a brief description of the historical significance of 4-H place or person (a minimum of one paragraph).

**7. GIS Thematic Map** - using any GIS software, create a thematic. Thematic maps can utilize any subject of interest to the 4-H'er.

Example map would be Amelia Earhart's or Sir Francis Drake's voyage population density maps, water usage maps or 4-H project in Nebraska. Create GIS Map using data from books, and or internet. Use reliable data, (U.S. Center or U.S. Census Bureau etc.) Map any size from 8.5" x 11" up to 36" x 24", should include Title, Base Map, Neat Line, North Arrow, and Legend. Identify the source of your information on the back of map.



**8. Virtual Geocache** - keep a log of at least 5 places visited using a virtual geocache platform. At least one site should be from a community other than where you live. For each site, record the latitude, longitude, and elevation. Also include a description of the site, a paragraph explaining what was interesting about the site or finding it. Photos of each site/or cache are optional, but highly encouraged.

PREMIUM CODE 15

**STEM ENERGY - Division 900**

**Rules**

1. The name and county of each exhibitor should appear separately on the back of each board, poster or article and on the front cover of the notebooks so owner of the exhibit may be identified if the entry tag is separated.
2. Reports should be written using the scientific method whenever possible (Background, the Question or hypothesis, what you plan to do and what you did, Method used and observations, Results: what you learned. All reports should be computer generated and enclosed in a clear plastic cover. The reports should be attached securely to the display.
3. Posters can be any size up to 28" by 22" when ready for display. Example: tri fold poster boards are not 28" by 22" when fully open for display.

**1. Create and Compare Energy Resources Poster** - poster should explore 2 alternative/renewable energy resources. Compare and contrast the 2 resources including two of the following information: amount of energy created, costs of production, usability of the energy, pros/cons of environmental impacts, etc. Posters can be any size up to 28" by 22"

**2. Experiment Notebook** - notebook will explore the scientific method involving alternative/renewable energy sources. Information required 1.) Hypothesis 2.) Research 3.) Experiment 4.) Measure 5.) Report or Redefine Hypothesis.

**3. Solar as Energy Display/Poster** - item should be the original design of the 4-Her. Include the item, or a picture if item is in excess of 6' tall or 2' X 2'. Include a notebook of why the item was designed and how it harnesses the power of the sun. Examples include solar ovens, solar panels, etc.

**4. Water as Energy Display/Poster** - item should be the original design of the 4-Her. Include the item, or a picture if item is in excess of 6' tall or 2' X 2'. Include a notebook of why the item was designed and how it harnesses the power of water.

**5. Wind as Energy Display/Poster** - item should be the original design of the 4-Her. Include the item, or a picture if item is in excess of 6' tall or 2' X 2'. Include a notebook of why the item was designed and how it harnesses the power of wind.

**6. Other Nebraska Alternative Energy** - notebook should explore Nebraska an alternative energy source besides wind, water, and solar power. Include information on type of power chosen, infrastructure for distribution, what resources are needed to create this alternative resource, cost of production, and potential uses of bio-products. Examples include geothermal, biomass, ethanol, biodiesel, methane reactors, etc.

PREMIUM CODE 15

**CompleteAg** LLC  
Dorchester, NE

**Channel.**

**ESSENTIAL FEEDS**

<b>Brant</b> 826-7346	<b>George</b> 641-7232	<b>Steve</b> 641-7061
--------------------------	---------------------------	--------------------------

**WE'RE THE BANK.**

**Security First Bank**

**CHECKING | SAVINGS | LENDING  
ONLINE BANKING**

160 Washington St | Clatonia, NE  
Security1stbank.com **Member FDIC**



**Rules**

1. The name and county of each exhibitor should appear separately on the back of each board, poster, or article and on the front cover of the notebooks so owner of the exhibit may be identified if the entry tag is separated from the exhibit.

**2. Requirements:** All articles exhibited must include a plan (with drawings or sketch or blueprints) stating dimensions and other critical instructions a builder would need to know how to build the project and the 4-H'er's name and county. Plans may include narrative instructions in addition to the dimension drawings and include any alternations to the original plan. Part of the score depends on how well the project matches the plans. If the plans are modified, the changes from the original need to be noted on the plans. All plans used for making the article must be securely attached and protected by a clear plastic cover.

3. 4-H'ers must be in Unit 3 or Unit 4 for the exhibit to be considered for State Fair. All projects must have an appropriate finish.

4. If the project (i.e. picnic tables, wishing wells, swings, chairs, bridges, doghouses, etc.) is designed to be used outside and is selected for state fair, it will be displayed outside.

5. All outside projects MUST have entry tag and supporting information placed in a protective bag to prevent damage from weather events such as rain and be ATTACHED to projects with string, zip ties, etc.

**COUNTY ONLY ENTRIES IN UNITS 1 & 2****WOODWORKING 1**

9.+ **Article** - Select from Unit 1 or use comparable plans from other sources.

**WOODWORKING 2**

10.+ **Article**-Select from Unit 2 or comparable plans from other sources.



**Eric W. Milton**  
503 Main Street, Milligan  
Office: 402-629-4531  
Toll Free 1-888-629-4531  
[milliganinsuranceagency.com](http://milliganinsuranceagency.com)



1. **Woodworking Article** - item should be made using either joints, hinges, dowels, or a dado joining made using skills learned in the Nailing It Together manual. Item is required to be appropriately finished. Examples include: bookcase, coffee table or end table.

3. **Recycled Woodworking Display** - article made from recycled, reclaimed, or composite wood. Article must be appropriately finished and/or sealed and utilize one or more woodworking techniques from page 2 of the Unit 3 manual. Exhibit must include the woodworking plan and a minimum one-page report of how the engineering design process was used to develop the woodworking plan. Engineering Design Process 1. State the problem (Why did you need this item?) 2. Generate possible solutions (How have others solved the problem? What other alternatives or designs were considered?) 3. Select a solution (How does your solution compare on the basis of cost, availability, and functionality?)

4. Build the item (What was your woodworking plan, and what processes did you use to build your item?) 5. Reason for article finish (What type of finish, how did you finish or why you choose this finish?) 6. Evaluate (How does your item solve the original need?) 7. Present results (How would you do this better next time?)

4. **Composite Wood Project** - 60% of the project must be wood and 40% made from other materials such as metal, rubber, resin, etc. All plans and plan alterations must be attached to the article. Protect plans with a cover. If project is designed to be outside it is required to have appropriate outdoor finish because project may be displayed outside

5. **Outdoor Wood Project made with Treated Wood** - treated wood projects DO NOT have to have a finished coating. All plans and plan alterations must be attached to the article. Protect plans with a cover. If project is designed to be outside. Examples include: picnic tables, planters, outdoor furniture, etc.

6. **Wood Projects Created on a Turning Lathe** - article is the object created from spinning wood on a turning lathe. Article must be appropriately finished and/or sealed. Exhibits must include plans detailing design and process of completion, any changes made to the design, details of finishing techniques, and other relevant information about the article. Must include a description of tools used.



## Finishing Up: Unit 4

**7. Woodworking Article** - item made using skills learned in the Finishing It Up Project. Examples include: dovetailing, making a pen using lathe, overlays, using a router, etc. Item is required to be appropriately finished.

**8. Recycled Woodworking Display (SF91)** Article made from recycled, reclaimed, or composite wood. Article must be appropriately finished and/or sealed and utilize one or more woodworking techniques from page 2 of the Unit 4 manual. Exhibit must include the woodworking plan and a minimum one-page report of how the design and engineering process was used to develop the woodworking plan. 1. State the problem (Why did you need this item?) 2. Generate possible solutions (How have others solved the problem? What other alternatives or designs were considered?) 3. Select a solution (How does your solution compare on the basis of cost, availability, and functionality?) 4. Reason for article finish (What type of finish, how did you finish or why you choose this finish?) 5. Build the item (What was your woodworking plan, and what processes did you use to build your item?) 6. Evaluate (How does your item solve the original need?) 7. Present results (How would you do this better next time?)

PREMIUM CODE 6

## WELDING - Division 920

### Rules

1. The name and county of each exhibitor should appear separately on the back of each board, poster, or article and on the front cover of the notebooks so owner of the exhibit may be identified if the entry tag is separated from the exhibit.

2. All welds exhibited in class 1 or 2 must be mounted on a 12" high x 15" long display board of thickness not to exceed 3/8". Attach each weld on a wire loop hinge or equivalent, so the judge can look at the bottom side of the weld when necessary. Each weld should be labeled with information stated 1) type of welding process (stick, MIG, TIG, Oxy-Acetylene, etc.) 2) kind of weld, 3) welder setting, 4) electrode/wire/rod size, and 5) electrode/wire/rod ID numbers. **Attach a wire to display board so it can be hung like a picture frame. No picture frame hangers accepted.**

3. Fabricated board such as plywood, composition board, or particle-type lumber may be used for demonstration displays.

4. Demonstration boards should be sanded and finished to improve their appearance. The finish on a demonstration board will be judged as a woodworking exhibit.

5. Reports should be written using the scientific method whenever possible (Background, the Question or hypothesis, what you plan to do and what you did, Method used and observations, Results: what you learned. All reports should be computer generated and enclosed in a clear plastic cover. The reports should be attached securely to the display.

6. If no plans are included with welding art, welding article, welding furniture or composite weld project item will be disqualified.

**7. All outside projects MUST have entry tag and supporting information placed in a protective bag to prevent damage from weather events such as rain and be ATTACHED to projects with string, zip ties, etc.**

### Welding Project Tips and Suggestions For Class 1

1. All welds should be made with the same electrode/wire/rod size and number.

2. Welds should be made only on one side of metal so penetration can be judged.

3. Welds should be cleaned with chipping hammer and wire brush. Apply a coat of light oil (penetrating oil) to the metal to prevent rusting. Wipe off excess oil.

4. It is suggested that all welds be on the same size and thickness of metal. These pieces, referred to as coupons, should be 1.5 to 2 inches wide and 3.5 to 4 inches long. A good way to get this size is to buy new cold rolled strap iron and cut to length. The extra width is needed to provide enough metal to absorb the heat from the welding process and prevent the coupons from becoming too hot before the bead is completed. Narrower coupons will become very hot, making an average welder setting too cold at the bead start, just about right in the middle, and too hot at the end. The correct way to weld narrow strips is to make short beads and allow time to cool, however this project requires a full-length bead.

5. Stick welding: Suggested coupon thickness - 1/4" if using 1/8" rod. Suggested rod-AC and DC straight or reverse polarity- first E-7014, second E-6013

6. MIG welding: Suggested coupon thickness - 1/4" if using .035 wire and 1/8" if using .023 wire

**1. Welding Joints** - a display of one butt, one lap and one fillet weld.

### Welding Tips and Suggestions For Class 2

1. It is suggested that all welds be of the same size and thickness of metal. These pieces are referred to as coupons. The welds can be on one coupon that is about 4" x 4" or on individual coupons that are about 2" x 4" inch and 1/4" thick. Suggested rods for this class of position welds for AC and DC straight or reverse polarity is, first E-6013, second E-7014 and E-6010 for DC reverse polarity only.

2. Welds should be cleaned with a chipping hammer and wire brush. Apply a coat of light oil (penetrating oil) to the metal to prevent rusting. Wipe off excess oil.

3. 4-H Welding Project Tips and Suggestions: Class 3 & 4 1. All welds should be cleaned and protected from rust with paint or light oil. Plans are to be complete enough that if they were given to a welding shop, the item could be made without further instructions. Bill of materials should include a cost for all items used including steel, electrodes, paint, wheels, etc.

**2. Position Welds** - a display showing three beads welded in the vertical down, horizontal and overhead positions.

**3. Welding Art** - any art created using tack welds to hold the metal pieces together (examples include horseshoe projects). Type of welder, welder settings, all plans, plan alternations, and a bill for material must be attached to the article. Protect plans with a cover. If project is designed to be outside, it is required to have appropriate outdoor finish.

**4. Welding Article** - any shop article where welding is used in the construction. 60% of the item must be completed by 4-Her and notes regarding laser welding or machine welding must be included. Type of welder, welder settings, all plans, plan alternations, and a bill for material must be attached to the article. Protect plans with a cover. If project is designed to be outside it is required to have appropriate outdoor finish because project may be displayed outside.

**5. Welding Furniture** - any furniture with 75% welding is used in the construction. 60% of the item must be completed by 4-Her and notes regarding laser welding or machine welding must be included. Type of welder, welder settings, all plans, plan alternations, and a bill for material must be attached to the article. Protect plans with a cover. If project is designed to be outside it is required to have appropriate outdoor finish because project may be displayed outside.

**6. Plasma Cutter/Welder Design** - plasma cutters/welders allowed for detailed design(s) to butt cut into metal. 4-H members will create a notebook describing the design process to create the "artwork" to butt cut into metal. In the notebook include: 1) A photo (front and back) of the finished project; 2) Instructions on how the design was created (include software used), this allows for replication of the project; 3) Lessons learned or improvements to the project; 4) Steps to finish the project.

**7. Composite Weld Project** - 60% of the project must be welded and 40% made from other materials such as wood, rubber, etc. Type of welder, welder settings, all plans, plan alternations, and a bill for material must be attached to the article. Protect plans with a cover. If project is designed to be outside it is required to have appropriate outdoor finish because project may be displayed outside.

PREMIUM CODE 9

#### DEPARTMENT – COUNTY ONLY

**ALL ENTRIES LISTED BELOW ARE NOT ELIGIBLE TO BE SELECTED TO THE STATE FAIR**

#### LET'S CREATE CRAFTS - Division 265

Exhibits in this section are not eligible for state fair and will not be judged. Each entry will receive a participation ribbon and a \$1.00 premium. Each exhibitor may bring up to three entries. Ideas for exhibits include crafts made using some type of material such as: appliqué, clay, leather, weaving, painting, paper, plastic, glass, holiday, etc.

- 1.+ First Entry
- 2.+ Second Entry
- 3.+ Third Entry

#### SCRAPBOOKING - Division 268

- 1.+ Scrapbook

#### JEWELRY - Division 270

1. + Leather
2. + Hemp
3. + Beaded
4. + Metal
5. + Other

#### LEATHER WORK - Division 271

PREMIUM CODE 15

- 1.+ Belt
- 2.+ Pet Collar
3. + Other (wallet, card holder, etc.)

PREMIUM CODE 18

#### LEADERSHIP UNIT 1, 2 AND 3 - Division 275

4-H'ers will develop exhibits that show what they have learned and may include but is not limited to: Posters, 14 inches by 22 inches; notebooks, 8½ inches by 11 inches; PowerPoint with copy of slides; scrapbook, any size; or any other means that would best show skills learned in the project. Leadership manuals include My Leadership Workbook for grades 3-5, My Leadership Journal for grades 6-8; and My Leadership Portfolio for grades 9-12.

**1.+ My Treasure Chest** - develop an exhibit that shows your skills as a leader and/or skills that you would like to achieve to become a better leader.

**2.+ Leader Essay** - write an essay that identifies a local, regional, state, or national leader; discussing their strengths and weaknesses as a leader and leadership characteristics.

**3.+ Plan a Vacation** - follow guidelines from My Leadership Workbook, pages 26-27, on Step Out and Step Inward Activities to help you develop a vacation timeline to depict what needs to be completed to have a successful vacation. Exhibit could be a poster, notebook or calendar with steps listed and dated.

**4.+ Goal Setting** - write three goals you want to achieve. When writing your goals consider what actions you must take to reach these goals, how you are going to do it and when you are going to do it. Make sure all your goals include all three parts.





**5.+ Interview a Leader** - interview a leader or a person close to you. What is very important to them? Explain an activity or event they enjoy. Why is it important? Who is important to them, and why? What leadership characteristics do they possess? What are their strengths and weaknesses as a leader? What would they like to improve? How will what you have learned through this interview change your future plans or way of thinking about leaders? What can you apply to your own life and how? Exhibit can be recorded or written and should include the questions asked and the responses.

**6.+ Career Essay** - choose a career and job shadow in that career. Write an essay to share your experience and what you learned. What type of leadership skills did this person utilize in their position? What goals will you set as a result of this experience?

**7.+ Decisions, Decisions, Decisions** - explore an issue and develop recommendations on how you should respond to the issue. Examples: homelessness, school violence, community improvement or any other topic facing youth today.

**8.+ Youth Leadership Experience** - share what you have learned while participating in a youth leadership role through

photos and narrative. May cover a single event or ongoing experience.

**9.+ Educational Display or Poster about Leadership** - about leadership.

PREMIUM CODE 17

#### MISCELLANEOUS - Division 940

This is for any 4-H entry completed in conjunction with a 4-H project or 4-H workshop that does not fit in another class. Please ask an Extension Educator for more information.

**1. + County eligible only**

**2. + County eligible only**

PREMIUM CODE 15



#### POSTERS - Division 945

Posters should be: 14 inches x 22 inches (horizontal or vertical) on white poster board. You may use photos. Use your creativity in creating your poster.

**1. + Agriculture Promotion Poster** – poster featuring agricultural promotion. Why is agriculture important.

**2. + 4-H Promotion Poster** - poster must have on it: For questions, contact Saline County 4-H - 402-821-2151.

Accurate use of the 4-H Clover MUST be used. For guidelines for using the 4-H Clover, visit: <https://go.unl.edu/useof4hclover>

**3.+ My Favorite 4-H Project Poster** - highlight ONE favorite 4-H project

**4.+ Saline County Fair Theme Poster** – must use the current year's fair theme

**5.+ Careers Poster** - highlight ONE career that interests you

**6.+ Alternative Energy Poster** - select ONE source of alternative energy (solar, hydropower, wind, etc.)

PREMIUM CODE 15

**Food Service Fabrication**

**David Churchill**

402-821-7140  
davidchurchill@live.com

PO Box 386 • Wilber, NE 68465

**SEE YOU AT THE FAIR!**  
**“Fun for the Whole Herd”**







## FFA STATIC EXHIBITS



### DEPARTMENT - FFA EXHIBITS

FFA exhibitors are encouraged to enter some of the projects they may have completed in the last school year. More than one item may be entered per class if needed. They may need to be checked in with the 4-H Department that best matches for judging. Please check in with the superintendent of that area so they know it is an FFA exhibit.

### FFA EXHIBITS - Division 1

FFA students are encouraged to display the articles they made while developing skills in their program.

1. **Large Item** - item such as 3-point hydraulic boom, loading chute, calf creep, feed bunk.  
PREMIUM CODE 2
2. **Medium Item**- item such as picnic table, mineral feeder, welding table, 3-point lift boom.  
PREMIUM CODE 5
3. **Small Item**- item such as a pair of sawhorses, patio seat, show box, display board.  
PREMIUM CODE 10
4. **Plant/Horticulture**- plant, vegetable, or other horticulture type exhibit.  
PREMIUM CODE 14

Support Agriculture  
**Join Today!**



**saline county**  
**FARM BUREAU®**

[www.nefb.org](http://www.nefb.org)

## OPEN CLASS GENERAL INFORMATION

All entries should be made with the proper authorities by the time or date stated in this supplement.

**Open Class exhibits may be from any Nebraska resident except please note age guidelines for livestock. Special awards referring to Best of Saline County will be limited to entries from Saline County residents.**

Livestock and all other entries are due as stated in their respective areas in this supplement.

Superintendents reserve the right to reject any entries. The same exhibit cannot compete for more than one premium. In case of no competition, first money will be awarded, only if the exhibit is of such quality to merit the first-place award.

Premiums will be forwarded to exhibitors in a timely manner, (some will be available at the closing of the fair). All premiums not called for before October 31 will be forfeited to the association. All entries will be released at noon Sunday. The Saline County Ag. Society is not responsible for any entries not claimed by 4 p.m.





## OPEN CLASS ANIMALS



### LIVESTOCK RULES AND REGULATIONS

#### ENTRY DEADLINE

All animal entries are required to be made online in the designated entry system by June 14 when entries close. See <https://go.unl.edu/salinecofair2024> for entry information.

Open class shows will immediately follow the Junior Livestock Show of each specie.

All animals must be owned by the exhibitor for at least 30 days prior to the opening of the fair. All livestock must be owned by the exhibitor making the entry and must be shown by that exhibitor except in case of injury, sickness, or other acceptable reason.

All livestock exhibitors must clean out their stalls/pens and move the bedding to a specified dump area, or premium money may be withheld.

All livestock classes offered in the Junior Show will be offered in the Open Division along with additional classes listed in that area. When completing online entries use the appropriate online Open Class Department, Division, and Class numbers for your respective animal entries. All rules pertaining to the Junior Show should also be followed in this show except for the dress code, however, to best represent you and your livestock, please dress appropriately.

Premiums will be the same as in the Junior Show (where applicable).

### GENERAL RULES & REGULATIONS

#### EXHIBITOR ELIGIBILITY:

Open Class livestock exhibits may be from any Nebraska resident 5 years old and older as of Jan. 1 of the current year (See age limits on livestock entries below), with entry limits as outlined in junior rules unless specified differently.

Youth ages 5-7 as of Jan. 1 of the current year who are enrolled in the Saline County 4-H Program are considered "Clover Kids". These youth who have enrolled, identified a project animal, and have made the official fair entry by the June 14 deadline will exhibit their animal as a "Clover Kid" in the Open Class animal shows.

Exhibitors are encouraged to show animals that they can control without endangering themselves, other exhibitors, and spectators.

Exhibitors and/or animals that are not in control will be excused from the arena after the second escape for the safety of all those in attendance.

#### PROPER SHOW ATTIRE

Proper show attire is up to the discretion of the exhibitor. Clean and appropriate clothing will give the best impression to those observing the show. Hard-soled shoes are recommended. No flip-flops, open-toed shoes, or shorts.

#### RIBBON POLICY

The Danish system of judging will be used. Exhibits will be divided into groups according to merit. Purple will denote Superior exhibits, Blue will denote Excellent exhibits, Red will denote Good exhibits.

Awards will be given on merit. Awards will not be awarded to animals deemed not worthy of an award by the judge. Premium money will be paid only where indicated.

#### OWNERSHIP OF ANIMALS AND POULTRY

All animals to be shown must be owned by the exhibitor or family.

#### SUBSTITUTE SHOWMEN:

An exhibitor who has more than one animal in a class need not secure approval for another exhibitor. They do need to be sure and let the show clerk know so results can be accurately recorded.

#### ANIMAL HEALTH

Animals that have active ringworm, or visible warts, will not be allowed entry into the county fair for exhibition. Ringworm will be judged to be inactive if the ringworm lesion area is not encrusted and hair has begun re-growth in the area.

Animals with warts that are not visible by a hands-off inspection will be allowed to remain on the premises and can be exhibited.

Show superintendents and Extension staff reserve the right to inspect any animal in question or violations of health requirements.

#### ENTRIES

All Open Class animal entries are due on or before June 14 to the Saline County Extension Office. Entries MUST be made online in the designated online entry system by June 14 with the exception of Open Class Beef which can be entered late with a late entry fee the day of the Open Class Beef show.

Classes offered at the Saline County Fair are not necessarily offered at other shows, they have been added at this show only to enhance the learning opportunities.

**ALL OPEN CLASS ANIMALS ARE REQUIRED TO STALL/PEN FOR THE DURATION ON THE COUNTY FAIR.**

**STALLS, PENS & BEDDING**

Stalls and pens will be assigned by the Superintendent and/or Saline County 4-H staff and posted in their respective barns.

**BEDDING**

Bedding for beef, sheep, and swine is the responsibility of the exhibitor. Refer to each area for specific bedding details.

Switching or trading pens: The superintendent must be notified of any change in pen assignments. Please identify your livestock with stall cards or a sign.

**ANIMAL ELIGIBILITY**

All exhibitors are limited to the same number of livestock as the junior show. No animals may be shown in both the open and junior shows with the exception of beef. 4-H and FFA beef exhibitors may enter and exhibit their 4-H and FFA beef animals in the Open Class Beef show. See Open Class Beef section.

**NOTE: Youth ages 5-7 years of age on Jan. 1 of the current year are not allowed to exhibit animals weighing more than 350 lbs at the time the animal is weighed at fair check-in in any open class animal show.**

**FITTING AND SHOWING ANIMALS**

Grooming animals for show is primarily the responsibility of exhibitors. However, assistance from family members and fellow exhibitors is permitted as a learning tool for future shows.

In the beef show, blow and show is the rule, no other substances of any kind should be used in show day preparation. See Junior show fitting rules for products allowed and not allowed. False tails will be allowed, but no twining, air, or other body shape-altering methods will be allowed. Bucket calves can only be washed and have their hair combed in its natural direction.

In the swine show, pigs must be shown without hairdressing compounds. This includes oils, powder, or any other coat dressing compounds. Water is permitted.

Sheep (unless a wool breed) are to have been sheared within 14 days of the fair date.

Upon violation of above rules, the exhibitor's animal will be dropped one ribbon group in the live show.

**EXHIBITOR ETHICS STATEMENT**

The following has been agreed upon by the Saline County Agricultural Society and deemed policy for the Saline County Fair.

1. The right to interpret rules in the best interest of fairness is reserved for the Superintendent, whose decision will be final.
2. Any exhibitor who inhumanely abuses an animal or alters an animal's appearance through unnatural actions or procedures will forfeit any premium, ribbon or prize won, during the fair at which the abuse(s) or alteration(s) took place.
3. The Saline County Agricultural Society Board has agreed that abuse or alteration of appearance will be defined as the following actions which have occurred or were attempted on/to an animal present at the Saline County Fair.

Defined by species:

Sheep: Beating, slapping, using an electric prod or physically forcing a lamb into a solid object in an attempt to make the animal brace more firmly. The use of cold-water wraps or ice in or on the body of an animal in an attempt to make the animal brace more firmly.

Swine: The use of hairdressing compounds such as oils, powder, or any other coat dressing compound on an animal in order to enhance its appearance.

Beef/Dairy: Changing the major color pattern of an animal by painting or dyeing the animal. False hair other than tails through twining.

The following definitions of abuse and/or alteration apply to all livestock shown at the Saline County Fair-  
All Livestock: Forced consumption of water in an attempt to increase the weight of an animal. The use of unnatural means, such as drugs, to reduce the weight of an animal. The use of a compound(s) or drug(s) on a species other than the species it was approved for by the FDA. The use of a drug or compound outside the specified withdrawal requirements of the FDA. The use of air, twining or other body shape altering methods will be allowed.

Any action the superintendent feels is inappropriate or abusive treatment of an animal.

In cases that are not specifically addressed in this statement, one warning will be issued by the Superintendent before action is taken. Meaning, that any exhibitor who inhumanely abuses an animal or alters an animal's appearance through unnatural actions or procedures will forfeit any premium, ribbon or prize won, during the fair at which the abuse(s) or alteration(s) took place.



Any animal entered in the Saline County Fair is subject to both urine and blood testing at the discretion of the superintendent. If blood and/or urine testing is requested, the cost of the test(s) will be incurred by the exhibitor of the animal, if the results of the test(s) indicate a Saline County Fair Drug Use rule has been violated. If the results indicate that no Saline County Drug Use Rule has been violated, the cost of the test(s) will be incurred by the Saline County Fair.

## SWINE

**Superintendents: Todd Cecrle & Lynn Steuer**

The Open Swine show will immediately follow the Junior Swine show.

This is a non-terminal show. Hogs are eligible for sale if signed up with 4-H market hogs and will be sold to the highest bidder IF a buyer is available and Premise ID number to exhibit at the Saline County Fair. Exhibitors are highly encouraged to weigh swine prior to entry to avoid lightweight entries and subsequent pricing penalties.

Medicating an animal should be cleared with the superintendent(s) or may be grounds for immediate dismissal from the fair.

Swine are encouraged to be between 220 and 310 pounds live weight, hogs lighter or heavier than these limits may receive a discounted price because of the weight. Animals must be designated by the end of the Swine show on Friday for release to the farm or slaughter should a market be available for selling. NO late changes. Not signed up will go to slaughter. Entry day will be Wednesday by 6 p.m.

This is a NON-TERMINAL show. All pigs will return home at the conclusion of the fair.

### WEIGH-IN AND CHECK-IN

The weigh-in will be on Wednesday evening from 6-7:30 pm unless otherwise noted. There are no re-weighs. Open Class Swine exhibitors are responsible for bringing your hogs to the scale for check-in and weigh-in.

Rules from the Junior portion of this book may be referred to for further information.

Woodchips or sawdust should only be used.

**ENTRY LIMIT:** 3 head per exhibitor

All market hogs will be shown by weight classes determined by the weight at the Wednesday weigh-in.

### DIVISIONS:

1. Market Gilt
2. Market Barrow

PREMIUM CODE 20

## BEEF

**Superintendent: Jake Kunc - 402-525-7268**

Pre-entry of Open Class Beef is encouraged by June 14 is HIGHLY ENCOURAGED for a reduced registration fee of \$15 per head at: <https://go.unl.edu/saline-co-open-beef>

**CHECK-IN** will be from 1:30 to 2:30 pm. on Saturday, July 20.

The Open Class Beef show will begin at 3 pm (approximately). Animals must be broke to lead in order to show. Beef may be shown in both the Open and Junior shows if they pay the open class entry fee and meet the requirements of the Junior Show. This is a Blow and Show event, see Junior show for products allowed and not allowed.

All Open Class Beef entries will have a \$15 entry fee per animal due with pre-entries due June 14. Entries after June 14 are \$20. Showmanship is a flat fee of \$5 per entry which will help fund prizes and the potential for jackpotting funds.

Open Class animals may be brought to the ground on Saturday by 1:30 p.m. and released upon closing of the beef show.

Stalls will not be assigned these animals unless these entries are also 4-H or FFA entries for the Junior Beef Show and stalling the duration of the fair. These animals will be the only animals allowed outside of the barn area and identification will be monitored until the conclusion of the Junior show through only one gate. Be prepared to stall at your trailer.

Based upon entries and fees some funds may be jackpotted back to exhibitors. Due to liability reasons enforced by the Saline County Ag Society youth ages 5-7 are not allowed to show animals above 350 lbs. The show order for the breeding classes will be alphabetical by breed first, then divided by age (oldest to youngest). Breeding classes will be divided by age based on entries. At the time of show, classes may be added or changed at the discretion of the superintendent based on interest. Feeder calves will be split by DOB.

Market classes may not have access to a scale. Please declare an approximate weight upon online entry. Depending on entries, market classes could be divided by hip height or date of birth if weights are not available.

## **CLASSES:**

- 1. Open Class Bucket Calf**
- 2. Cow-Calf**
- 3. Showmanship – ages as of Jan. 1 of current year**
  - Open Bucket Calf Showmanship:** ages 5-7
  - Junior Youth Showmanship:** ages 8-10
  - Intermediate Showmanship:** ages 11-13
  - Senior Youth Showmanship:** ages 14-18
  - Young Adult Showmanship:** 19-29
  - Senior Adult Showmanship:** 30-40
  - Old Enough to Know Better Showmanship:** 41 and older

Classes will be added for each breed based on entries:

- 4. Breeding Heifers**
- 5. Bulls**
- 6. Feeder Heifers**
- 7. Feeder Steers**
- 8. Feeder Bulls**
- 9. Market Heifers – declare weight on online entry**
- 10. Market Steers – declare weight on online entry**

## **SPONSORS AT PRINTING TIME INCLUDE THE FOLLOWING:**

Hollman Angus/Dick & Sondra Hollman, Vales Cattle Company, Kunc Family Cattle, and Jake & Melanie Kunc Family in Memory of Justin Kunc.  
PREMIUM CODE - 21

## **SHEEP**

**Superintendent: Emilye Yowell**

Open Class Sheep show will immediately follow the Junior show.

Entry day is Wednesday before 4 pm. Sheep will be checked in on Wednesday evening.

**WEIGH-IN AND CHECK-IN** will be on Wednesday evening from 4-4:30 pm.

**ENTRY LIMIT:** 3 head per exhibitor

An inspection of all sheep will be made before unloading on Wednesday night. Sheep that are found to have sore mouth or other health-related concerns will NOT be allowed to unload. The superintendent or a designated individual will conduct the health inspection. In the event of a disagreement with the health inspector's decision, a veterinarian will be called in to determine if a health concern is warranted. Final decisions will be the responsibility of the superintendent.

Ages of sheep will be computed from Jan. 1 of the current year unless otherwise noted.

All sheep must have a Scrapie Identification Tag in the animal's ear in accordance with Federal and State Veterinarian Rules.

Rules and guidelines in Junior show will be followed.

**CLASS NUMBER** is extremely important if you want to be in the right class the day of the show. Entry day will be Wednesday, by 8 p.m.

## **BEDDING**

Straw or woodchips must be used.

## **CLASSES:**

### **MARKET CLASSES: BORN ON OR AFTER JAN. 1 OF THE CURRENT YEAR.**

- 1. Market Lambs** (to be shown by weight classes, determined at fair.)

## **BREEDING CLASSES:**

### **RAMS**

- 2. Purebred Junior Ram Lamb** (Born after Jan. 1 of the current year)
- 3. Commercial Junior Ram Lamb** (Born after Jan. 1 of the current year)
- 4. Purebred Senior Ram Lamb** (Born Sept. 1-Dec. 31 of the preceding year)
- 5. Commercial Senior Ram Lamb** (Born Sept. 1-Dec. 31 of the preceding year)

## **EWES**

- 6. Purebred Junior Ewe Lamb** (Born after Jan. 1 of the current year)
- 7. Commercial Junior Ewe Lamb** (Born after Jan. 1 of the current year)
- 8. Purebred Yearling Ewe** (Born Sept. 1, 2022-Aug. 31, 2023)
- 9. Commercial Yearling Ewe** (Born Sept. 1, 2022-Aug. 31, 2023)
- 10. Purebred Senior Ewe** (Born after Aug. 31, 2023)
- 11. Commercial Senior Ewe** (Born after Aug. 31, 2023)

## **BOTTLE LAMB**

**12. Bottle Lamb** should not have been on mother for no more than 7 days and was artificially reared after removal from mother.

PREMIUM CODE 20

## **GOATS**

**Superintendent: Emilye Yowell**

The Open Class Goat show immediately following the Junior show.

Entry day is Wednesday before 4 pm. Goats will be checked in on Wednesday evening.

**WEIGH-IN AND CHECK-IN** will be on Wednesday evening from 4:30-5 pm.

Goats that are found to have sore mouth or other health-related concerns will NOT be allowed to unload. The superintendent or a designated individual will conduct the health inspection. In the event of a disagreement with the health inspector's decision, a veterinarian will be called in to determine if a health concern is warranted. Final decisions will be the responsibility of the superintendent.

No pronged collars. Goats can be exhibited with a halter or show chain.

The ages of goats will be computed from Jan. 1 unless otherwise noted.

All goats must have a Scrapie Identification Tag in place in accordance with Federal and State Veterinarian Rules.

Rules and guidelines in Junior show will be followed.

#### **CLASSES**

**1. Bottle Goat**, should not have been on mother for no more than 7 days, and was artificially reared after removal from mother.

**5. Milking Dairy Doe**, 5 yrs. and over

**10. Milking Dairy Doe**, 3-5 years

**20. Milking Dairy Doe**, under 2 years

**30. Non-Milking Dairy Doe**, 1-2 years

**40. Non-Milking Dairy Doe**, 6-12 months

**50. Non-Milking Dairy Doe**, under 6 months

**60. Breeding Doe** (born before 8/31/22 or before)

**61. Breeding Doe** (born 9/1/22-8/31/23)

**62. Breeding Doe** (born 9/1/23-6/1/2024)

**90. Market Goat**

PREMIUM CODE 20

#### **POULTRY**

**Superintendent: Theresa Vernon**

Entries are due to the Extension Office by June 15. Pre-registration required.

Entry day is Tuesday from 8 am to 8 pm.

The Open Class Poultry show is immediately following the Junior show.

Read and follow all 4-H rules as found in the 4-H section of this book. Rules printed here may supersede those from 4-H section.

Cages, water, and feed cups are provided.

In order to comply with the Nebraska Poultry Disease Act, poultry exhibited may be tested as part of the Bureau of Animal Industry's monitoring for the presence of pullorum and typhoid in Nebraska.

No stock can be removed from the show before the close of the fair except if it shows signs of disease, in which case it will be promptly removed from the poultry department. The superintendent has full authority in the determination of sick birds.

Judging will be Thursday. No animals may be entered in both the Open and Junior Divisions.

**ENTRY LIMIT:** 8 entries per exhibitor. The Poultry Superintendent reserves the right to accept, reject, and/or limit, or "bring show day only" any entry(s) depending upon space.

Same premiums awarded for Turkeys, Ducks and Geese.

#### **Standard Sized Birds**

**1. Cockerel**

**2. Pullet**

**3. Cock**

**4. Hen**

**5. Cockerel**

**6. Pullet**

**7. Cock**

**8. Hen**

#### **Bantam Birds**

**9. Cockerel**

**10. Pullet**

**11. Cock**

**13. Hen**

**14. Cockerel**

**15. Pullet**

**16. Cock**

**17. Hen**

#### **Other Poultry**

**18. Young Drake**

**19. Old Drake**

**20. Young Duck**

**21. Old Duck**

**22. Gander**

**23. Goose**

**24. Tom Turkey**

**25. Hen Turkey**

**26. Guinea**

**27. Pigeon**

PREMIUM CODE - 22

#### **EGG SHOW**

All eggs are to become the property of the Saline County Agricultural Society.

Best Dozen White/Brown Eggs: \$1.50 each color.

Second Best Dozen White/Brown Eggs: \$1.00 each color.

Third Best Dozen White/Brown Eggs: \$.75 each color.

**30. White Eggs – one dozen**

**31. Brown Eggs – one dozen**

**RABBITS**  
**Superintendent: Sonya Smith**

Entries are due at the Extension Office June 15. Pre-registration required.

Entry day is Wednesday from 8 am to 8 pm.

The Open Class Rabbit show is immediately following the Junior show.

Read and follow all 4-H rules as found in the 4-H section of this book. Rules printed here may supersede those from 4-H section.


Cages are provided.

**ENTRY LIMIT:** 10 rabbits per exhibitor. Judging will be Friday. No rabbits may be entered in both the Open and Junior Divisions. Exhibitors must state the breed shown. It is suggested that rabbits be tattooed in the left ear with an I.D. number or name. This number is used on the pre-entry form. Pre-registration is required.

**Breeding Classes**

1. **Junior Doe** (under 6 months)
2. **Junior Buck** (under 6 months)
3. **Intermediate Doe** (6-8 months)
4. **Intermediate Buck** (6-8 months)
5. **Senior Doe** (over 8 months)
6. **Senior Buck** (over 8 months)

PREMIUM CODE 22







## OPEN CLASS CONTESTS



### OPEN CLASS TRAPSHOOT

Superintendent: Guy Svec

An Open Trapshoot contest will be held Monday, July 15 at 5:30 p.m. at the Crete Izaak Walton Range at Tuxedo Park. Registration begins at 5:00 p.m.

Youth shooters must have completed a Hunter Safety Course before they are eligible. Youth are eligible to shoot in only ONE area: 4-H, FFA, or Open Youth.

Registration for this contest will be held the day of the event before the shoot starts (5 p.m.).

We urge contestants to dress conservatively (no halter or spaghetti strap tops). No clogs/flip flops or open-toed shoes allowed in the youth shoot.

Approved eye and ear protection are required to be worn by all shooters while shooting at Saline County 4-H and Open Class Trapshoots. Any shooter observed not wearing eye and/or ear protection will be informed to get eye and/or ear protection or be removed from competition until eye and/or ear protection is secured.

**DIVISIONS:** Ages as of January 1)

**Adult:** (18 years and up)

**Junior:** (15-17 years)

**Youth:** (12-14 year)

Adult and Junior will shoot 25 targets at 16 yards and 25 handicap targets for a total of 50 targets. Youth will shoot 50 targets at 16 yards.

**ENTRY FEE:** Blue Rock fees will be collected and will be subject to the Crete Izaak Walton Club policy. Trophies will be awarded to the 1st & 2nd winner of each division.

Awards are presented shortly after the contest completion, must be present to receive awards.

Inquiries should be made to Guy Svec at 402-821-8087.

### OPEN CLASS ARCHERY

Superintendents: Gabe Sand and Joey Lorenz

An Open shoot will be held Sunday, August 13, at 9 a.m. Registration begins after 8 a.m. The shoot will be held in the Lakebed Area. Entry fee of \$10.00, with awards to the winners of each flight. Three competitive flights will be determined from the flighting round scores. A separate Ladies Flight will be included. First and Second round scores will be combined for awards. The number of arrows per target will be announced, (maximum of two arrows), need backup arrows.

Volunteers to prepare trails and set targets are welcome, contact Gabe 826-7319.

Questions about the shoot may be directed to Gabe Sand and Joey Lorenz.



**OPEN CLASS**  
**AGRICULTURAL PRODUCTS DIVISION**  
**SUPERINTENDENT: Bonnie Vergith**



Entries received, Sunday, 4-8 p.m. or Tuesday, 8 a.m.-10 a.m.; Released Sunday at Noon. The Saline County Ag. Society and the Department Superintendents are not responsible for items unclaimed after 4 p.m. Sunday.

**Divisions:**

- PRESCHOOL: 2-5 years old (ribbon only)
- YOUTH: 6-12 years old
- TEEN: 3-18 years old
- ADULTS: 19 to 64 years old
- GOLDEN AGE: 65 & Older
- INTER-GENERATIONAL: (any age combination) \* - left to Superintendent's discretion

**FARM PRODUCTS**

Exhibits should be selected for type, uniformity, quality, and maturity. Do not select the large overgrown specimens, not the small ones, but choose a medium size that shows adaptation to the community and suitable for market purposes.

The following rules will govern the exhibits:

1. Threshed grain will be exhibited in open containers.
2. All exhibits must be raised by the exhibitor and no limit to entering different varieties.
3. All exhibits must be true to entry as to variety and classification or otherwise they may be changed by the judge or superintendent.
4. Superintendents may add classes if necessary.

**THRESHED GRAIN AND SEEDS**

1. **Any grain or grass seed.** Must list variety (one quart)
  2. **Any corn seed.** Must list variety (one pint)
- Open Class Premium Code 2

**CORN**

1. **10 ears** from last year's crop. Any variety corn including miniature and decorative varieties. No limit to varieties.
- Open Class Premium Code 2

**TALLEST/SMALLEST CORN/SUNFLOWER**

Premiums will be paid for the tallest stalks of corn with ear and without ear exhibited. Stalks must be shown green, with roots bagged. Stalks must be grown by exhibitor. Stalks will be measured from tip of tassel to bottom of first joint above roots.

1. **Tallest Corn Stalk with Ears**
2. **Tallest Corn Stalk w/o Ears**
3. **Tallest Sunflower Stalk**
4. **Smallest Corn Stalk**

Open Class Premium Code 1

**GRAIN SHEAVES**

**Small grain sheaves** should be three inches in diameter and neatly bound with leaves stripped off. Must be a product of the current season. Any grain variety.

Open Class Premium Code 2

**FORAGE SHEAVES**

**Forage sheaves** should be at least 3 inches in diameter, neatly bound, and will be scored on leafiness, color, and overall quality of forage. Sheaves of millet and soybeans shall be of sufficient maturity to show head or seed characteristics. Any grass, grain, or alfalfa.

Open Class Premium Code 2

**FRUIT**

All entries must be clean, they shall be free from scab, blotch, and other diseases. They shall be uniform in size, shape, and color. Number to exhibit is shown in parentheses

1. **All Apples** (4 per variety)
2. **All Fruit** (4 per variety)
3. **All Grapes and Berries** (2 bunches)
4. **New crop nuts** (6 per variety)
5. **Shelled nuts, sunflower seed, and dry beans** (1 pint)

Open Class Premium Code 3

**VEGETABLES**

Number of items to exhibit shown in parentheses following entry name. See 4-H Circular 226 for instructions for preparing entries.

1. **Beans** any variety (12)
2. **Beets** (3)
3. **Broccoli** (2)
4. **Brussel Sprouts** (3)
5. **Cabbage** (1 head)
6. **Carrots** (3)
7. **Cauliflower** (1)
8. **Cucumbers** Slicing (2) Pickling and others (5)
9. **Eggplant** (1)
10. **Garlic** (3)
11. **Gourds** (3) variety or al alike
12. **Herbs** (5 stems) in glass container with water, except dill.
13. **Kohlrabi** (3)
14. **Melons** (1) per variety
15. **Okra** (3)
16. **Onions** (3) per variety
17. **Parsnips** (3)
18. **Peas** (12) per variety
19. **Peppers** (3) any variety
20. **Potatoes** (3) any variety

- 21. **Pumpkin** (1) Miniature (3)
- 22. **Rhubarb** (4 stalks) must be tied
- 23. **Sunflower** (1 head)
- 24. **Sweet Corn** (5 in husks) any variety
- 25. **Squash** summer (2) includes zucchini, winter (1)
- 26. **Tomatoes** (3) no stems **Cherry** or Small (12)
- 27. **Turnips** (3)
- 28. **Largest Vegetable** (1) any variety
- 29. **Largest sunflower head** (1)
- 30. **Other**

Open Class Premium Code 3

31. **Novelty or decorated arrangement** of fruits and/or vegetables

32. **Scarecrow** – Garden or ornamental. Limit height to 5 feet, arm span to 3 feet.

33. **Birdhouse** intended for outdoor use only. Premium Code 4



**Awards Available**

Saline County Ag. Society will award a Rosette and \$5 premium each:

Youth Best of Show

Teen Best of Show

Adult Best of Show

Golden Age Best of Show

Inter-generational Best of Show

**County Fair**

S	T	I	B	B	A	R	S	S	E	I	K	O	O	C
T	R	T	F	I	R	C	E	G	D	U	J	P	S	H
E	O	S	O	N	T	R	M	O	O	R	G	I	T	I
K	P	U	O	G	P	A	A	S	L	D	V	E	A	C
C	H	D	D	O	R	F	G	H	A	Y	T	S	O	K
I	I	N	K	C	O	T	S	E	V	I	L	O	G	E
T	E	O	N	E	J	S	R	E	I	W	C	L	H	N
E	S	I	I	L	E	B	G	P	N	R	I	D	E	S
X	T	T	T	T	C	E	H	O	R	S	E	S	R	J
H	L	C	O	T	T	O	N	C	A	N	D	Y	S	R
I	I	U	B	A	R	N	S	Y	C	A	K	E	T	A
B	U	A	B	C	S	E	W	I	N	G	Z	L	N	F
I	Q	L	H	A	Y	A	L	P	S	I	D	A	E	F
T	E	Y	S	N	O	B	B	I	R	U	G	S	T	L
S	E	V	R	E	S	E	R	P	R	O	D	U	C	E

- |              |          |           |            |
|--------------|----------|-----------|------------|
| ART          | CRAFTS   | JELLY     | RAFFLE     |
| AUCTION      | DISPLAY  | JUDGE     | RIBBONS    |
| BARNs        | DUST     | KNIT      | RIDES      |
| BINGO        | EXHIBITS | LIVESTOCK | RUGS       |
| BREAD        | FOOD     | PIES      | SALE       |
| CAKE         | GAMES    | PRESERVES | SEWING     |
| CARNIVAL     | GOATS    | PRIZES    | SHEEP      |
| CATTLE       | GROOM    | PRODUCE   | TENTs      |
| CHICKENS     | HAY      | PROJECT   | TICKETS    |
| COOKIES      | HORSES   | QUILTS    | TROPHIES   |
| COTTON CANDY | HOT DOGS | RABBITS   | VEGETABLES |



## OPEN CLASS FOODS SUPERINTENDENT: Laura Sysel



Entries received, Sunday, 4-8 p.m. or Tuesday, 8 a.m.-10 a.m.; Released Sunday at Noon. The Saline County Ag. Society and the Department Superintendents are not responsible for items unclaimed after 4 p.m. Sunday.

### Divisions:

PRESCHOOL: 2-5 years old (ribbon only)

YOUTH: 6-12 years old

TEEN: 13-18 years old

ADULTS: 19 to 64 years old

GOLDEN AGE: 65 & Older

INTER-GENERATIONAL: (any age combination) \* - left to Superintendent's discretion

Judges have the privilege of opening and examining all articles in this class in making awards. All articles must be pure food products. Exhibits must be homemade. All canned goods must be of the current season or processed since last year's fair. All jars should have completed jar lids (rings and lids).

Not responsible for loss or breakage.

After judging excess baked food will be donated to the 4-H food sale. A portion will be kept for display.

**\*\*RECIPES ARE REQUIRED FOR ALL BAKED GOODS.\*\***

### Awards Available

Saline County Ag. Society will award a Rosette and \$5 premium each:

Youth Best of Show

Teen Best of Show

Adult Best of Show

Golden Age Best of Show

Inter-generational Best of Show

ENTRY MUST BE LABELED before being offered entry. Label entry on plate.

### Yeast Breads

Bread must be 5/8 loaf or more, baked in a single bread pan, about 5 x 9 inches in size, except bread machine which requires the whole loaf.

1. **White Bread**

2. **Rye Bread**

3. **Whole Wheat Bread**

4. **Specialty Bread (dill, onion, pumpernickel, etc.)**

5. **Dinner Rolls (3) (crescent, knots, braided, cloverleaf, etc.)**

6. **Buns (3)**

7. **Cinnamon Rolls (3)**

8. **Kolaches (3)**

9. **Bread Machine Bread** – must bring a whole loaf.

10. **Any yeast bread not named above**, identify kind

Open Class Premium Code 8

### Quick Breads

Bread must be 5/8 of a loaf or more, baked in a single pan about 3 ½ x 7 inches or larger.

11. **Fruit Bread** (banana, cranberry, etc. with or without nuts)

12. **Vegetable Bread** (carrot, zucchini, etc. with or without nuts)

13. **Gingerbread**

14. **Coffee Cake with or without topping**

15. **Cornbread**

16. **Muffins (3)**

17. **Baking Powder Biscuits (3)**

18. **Any other quick bread not named above**, identify kind

Open Class Premium Code 10

### Cakes

Cakes should not be brought on a plate as the curved surface spoils the shape of the cake. All cakes: 5/8 of a cake or larger.

19. **Sponge Cake, without frosting**

20. **Angel Food Cake, without frosting**

21. **Chiffon Cake**

22. **Jelly Roll**

23. **Bundt Cake**

24. **Carrot Cake**

25. **Fruit Cake**

26. **Pound Cake**

27. **Spice Cake**

28. **White Cake, any frosting**

29. **Yellow Cake, any frosting**

30. **Devil's Food Cake, any frosting**

31. **Cupcakes (3)**

32. **Any Cake not named above**, identify kind

Open Class Premium Code 9

### Decorated Cakes

Either cakes or artificial forms (such as Styrofoam) may be decorated.

33. **Wedding or anniversary cake**

34. **Birthday, juvenile or adult**

35. **Novelty, seasonal or event**

36. **Fair theme**

37. **Gingerbread House** (pre-made house kits acceptable)

38. **Any other decorated item, cookies, or cupcakes, etc.**

Open Class Premium Code 9



### Cookies - 3 of each

- 39. Chocolate Chip Cookies
  - 40. Peanut Butter Cookies
  - 41. Snicker doodle Cookies
  - 42. Oatmeal Cookies
  - 43. Sugar Cookies
  - 44. Brownies
  - 45. Decorated Cutout Cookies
  - 46. Any Drop Cookie, identify kind
  - 47. Any Bar Cookie, identify kind
  - 48. Any Refrigerator Cookie, identify kind
  - 49. Any Molded or pressed Cookie, identify kind
  - 50. Any No Bake Cookie, identify kind
- Open Class Premium Code 12

### Pastries

Pies may be brought in any type of pie pan and need to be at least 8" in diameter.

- 50. 1 Crust Pie
  - 51. 2 Crust Pie
  - 52. Rosettes (3)
  - 53. Cream Puffs (3)
  - 54. Any Pastries not named above, identify kind
- Open Class Premium Code 6

### Candy- Six Pieces

- 55. Fudge
  - 56. Caramel
  - 57. Divinity
  - 58. Peanut Brittle
  - 59. Mints
  - 60. Any Candy not named above, identify kind
- Open Class Premium Code 14



### Food Preservation

Jars used for canning must be standard colorless glass jars specially made for canning, sealed with 2-piece lids with the brand name of the lid corresponding with the brand name of the jar. Jars should be full, proper head space, liquid clear, free of sediment, food of uniform size or pieces. All exhibits must contain a label on the jar with the following information:

- Class Number
- Process method (boiling water or pressure)
- Processing time Pounds pressure, if applicable
- Style of pack (raw or hot)
- Date processed

Each exhibitor will be allowed to enter more than one article in each class number, but only one variety. Example: in class 60 Fruits, and exhibitor can enter one jar of apples, apricots, pears, etc. Please clearly label jars with kind of canned product. Only the same kind of canned product will be judged together. Jars must be regulation canning jars in either pint or quart size with rings on. Jams and jellies may be in ½ pint jars.

- 60. Fruits
- 61. Vegetables
- 62. Juices
- 63. Pickles
- 64. Relishes
- 65. Canned Meats
- 66. Preserves
- 67. Marmalades
- 68. Conserves
- 69. Butters
- 70. Jams
- 71. Jellies
- 72. Sauce (Spaghetti, Pizza, Chili, Barbeque, etc.)
- 73. Salsa
- 74. Other

### Dried/Dehydrated

Exhibit items in an unsealed pint or half pint jar, or a self-sealing bag. Minimum of 1/4 cup.

- 90. Citrus Peel
  - 91. Fruits, fruit leathers (6-10 pieces, 3-4" leather)
  - 92. Herbs, identify kind
  - 93. Meat jerkies, identify kind
  - 94. Vegetables
  - 95. Soup Mix
  - 96. Dried Pasta
  - 97. Snack mix (ex. Mix fruit and nuts)
- Open Class Premium Code 8



**OPEN CLASS**  
**TEXTILES, PHOTOGRAPHY, WOODWORKING, ART, ETC.**  
**SUPERINTENDENT: Doris Broz-Clauss & Liz Poesnecker**



Entries received, Sunday, 4-8 p.m. or Tuesday, 8 a.m.-10 a.m.; Released Sunday at Noon. The Saline County Ag. Society and the Department Superintendents are not responsible for items unclaimed after 4 p.m. Sunday.

Exhibits may be from any Nebraska resident with limits as outlined in this department. Special awards referring to Best of Saline County will be limited to entries from Saline County residents.

**Divisions:**

PRESCHOOL: 2-5 years old (ribbon only)

YOUTH: 6-12 years old

TEEN: 13-18 years old

ADULTS: 19 to 64 years old

GOLDEN AGE: 65 & Older

INTER-GENERATIONAL: (any age combination) \* - left to Superintendent's discretion

PROFESSIONAL: For those crafters who create and sell as a business.

**ALL ENTRIES MUST BE CLEAN AND COMPLETE WORK.**

No person allowed to exhibit more than 15 entries.

Articles must have been made within the last two years.

Only one item allowed under each entry number.

Entries must have been made by the person entering them.

Articles that meet the "other not listed" entry number accepted at the discretion of the superintendent.

Children 2-5 may enter only in the Pre-school division and only items listed in the Preschool division.

**ALL ENTRIES MUST BE CLEAN AND COMPLETE WORK.**

No person will be allowed to enter more than 15 entries.

All articles must have been made within the last two years.

Only one item allowed under each entry number.

Entries must have been made by the person entering them.

Articles that meet the "other not listed" entry number are accepted at the discretion of the superintendent.

Children 2-5 may enter only in the Pre-school division and only items listed in the Preschool division.

**PRE-SCHOOL DIVISION**

- A-1. Crayon coloring on printed page**
  - A-2. Original crayon drawing on paper**
  - A-3. Painting on printed page**
  - A-4. Original painting on paper**
  - A-5. Original painting on canvas**
  - A-6. Original painting on plates or cups**
  - A-7. Picture using torn or cut paper**
  - A-8. Sticker art**
  - A-9. Paper plate art**
  - A-10. Paper bag art**
  - A-11. Paper tube art**
  - A-12. Art from a kit**
  - A-12. Foam or felt art**
  - A-13. Item from recycled material- no sharp edges**
  - A-14. Clay bowl or plate**
  - A-15. Clay art**
  - A-16. Plaster art**
  - A-17. Art using yarn**
  - A-18. Legos from a kit**
  - A-19. Legos- original**
  - A-20. Rock art**
  - A-21. Paint by number**
  - A-22. Color by number**
- Open Class Premium Code 2

- A-24. Beads – must be child safe size**
- A-25. Item not listed-** will be accepted at the discretion of the superintendent  
Ribbon only. No premium.

**Quilts  
Bed Size**

- 1. Hand quilted**
- 2. Machine quilted** - domestic machine
- 3. Machine quilted** - Long arm commercial
- 4. Embroidery Machine** - quilted
- 5. Tied** - Youth and Teen Divisions Only

**Lap or Baby Size**

- 6. Hand quilted**
- 7. Machine quilted-** domestic machine
- 8. Machine quilted-** Long arm commercial
- 9. Embroidery Machine** - quilted
- 10. Tied** - Youth and Teen Divisions Only

### **Wall Hanging, Table Runner, or Centerpiece**

11. Hand quilted
12. Machine quilted- domestic machine
13. Machine quilted- Long arm commercial
14. Embroidery Machine quilted
15. Tied - Youth and Teen Divisions Only
  - a. Pieced
  - b. Hand embroidered
  - c. Machine embroidered
  - d. Red Work-can be a color other than red
  - e. Hand applique
  - f. Machine applique
  - g. Embroidery machine applique
  - h. Whole cloth
  - i. Scrap- 25 or more fabrics
  - j. Sampler
  - k. Mixed technique
  - l. Recycled denim
  - m. Recycled t shirts
  - n. Printed panel
  - o. Improv piecing
  - p. Holiday- New Year
  - q. Holiday- Valentine
  - r. Holiday- Easter
  - s. Holiday -4<sup>th</sup> of July
  - t. Memorial or Veterans Day
  - u. Halloween
  - v. Thanksgiving
  - w. Christmas
  - x. Spring
  - y. Summer
  - z. Fall
  - aa. Winter
  - bb. Other not listed

Open Class Premium Code 2

### **Needle Arts**

#### **Knitting, Crocheting, Embroidery**

1. **Knitting**
2. **Crocheting**
  - a. Infant or child garment
  - b. Doll outfit
  - c. Adult garment
  - d. Shawl or stole
  - e. Cap, hat, headband, or ear warmer
  - f. Sock or slippers
  - g. Adult Afghan
  - h. Child or baby Afghan
  - i. Scarf
  - j. Lap robe
  - k. Doily or centerpiece
  - l. Tablecloth
  - m. Wall hanging
  - n. Rag rug
  - o. Holiday
  - p. Table runner
  - q. Other not listed

#### **18. Hand embroidery**

#### **19. Machine embroidery**

#### **20. Counted cross stitch**

### **Other such as crewel or hardanger**

- a. Centerpiece
- b. Tablecloth
- c. Pillowcases (pair)
- d. Pillow
- e. Baby or child garment
- f. Adult garment
- g. Picture must be matted or framed
- h. Holiday item
- i. Wall hanging -not quilted must have a backing and hanging device
- j. Other, not listed.

Open Class Premium Code 3

### **Ethnic Costumes**

#### **21. Ethnic Costumes**

- a. Blouse or shirt, hand embroidered
- b. Blouse or shirt, machine embroidered
- c. Cap or hat, hand embroidered
- d. Cap or hat machine embroidered
- e. Apron, hand embroidered
- f. Apron, machine embroidered
- g. Vest, machine embroidered
- h. Vest, hand embroidered
- i. Skirt, hand embroidered
- j. Skirt, machine embroidered
- k. Other not listed, hand embroidered
- j. Other not listed, machine embroidered

Open Class Premium Code 2

### **Machine Sewing**

#### **23. Garments**

- a. Baby clothes
- b. Shirt or blouse
- c. Shirt
- d. Pants
- e. Dress
- f. Halloween costume
- g. Other not listed

#### **24. Accessories**

- a. Baby bag
- b. Tote bag
- c. Purse
- d. Item not listed

#### **25. Home items**

- a. Tablecloth
- b. Place mats-set of 4
- c. Mug rugs-set of 4
- d. Table runner-not quilted
- e. Apron
- f. Curtains
- g. Holiday
- h. Pillowcase-set of two
- i. Pillow
- j. Holiday item

**26. Upcycled items**

- a. Baby bag
- b. Tote bag
- c. Purse
- d. Vest
- e. Picture
- f. Clothing item
- g. Tablecloth
- h. Item not listed

Open Class Premium Code 5

**Photography**

All photos must be 5 x 7 or 8 x10 matted or framed. Photos in another size or not matted or framed will not be accepted.

**27. Color Prints****28. Black and white Prints**

- a. Animals-domestic
- b. Animals- wild
- c. Birds
- d. Other living creatures/ insects
- e. Flowers-garden
- f. Flowers-wild
- g. Plants, trees, fungi, crops
- h. People-single posed
- i. People-group posed
- j. People- single candid
- k. People group-candid
- l. People-sports
- m. People-farm
- n. Nebraska landscapes
- o. Waterscapes
- p. Cityscapes
- q. Townscapes
- r. Sunrise, sunset
- s. Weather
- t. Seasons i.e., winter, spring
- u. Holidays i.e., Christmas, Thanksgiving etc.
- v. Still life
- w. Pattern, textures, abstract
- x. Bridges
- y. Buildings
- z. Monuments
- aa. Mechanical
- bb. Transportation
- cc. Holiday
- dd. Other item, not listed.

Open Class Premium Code 8

**2- Dimensional Art**

Must be mounted, matted, framed or on canvas

**29. Painting**

- a. Oil
- b. Pastel
- c. Acrylic
- d. Watercolor
- e. Tempera
- f. Air brush
- g. Other

**30. Drawing**

- a. Pencil
- b. Pencil color
- c. Charcoal
- d. Crayon
- e. Marker
- f. Sketch
- g. Ink
- h. Scratchboard
- i. Gel Pen
- j. Other

**31. Computer Generated Art**

- a. Computer generated art print
- b. Substantially enhanced photo print
- c. Other computer-generated art

**3-Dimensional Art****32. Ceramic****33. Clay**

- a. Vase
- b. Glass
- c. Cup
- d. Plate
- e. Dish with Lid
- f. Figurine
- g. Other

**34. Leather**

- a. wallet
- b. purse
- c. belt
- d. bag
- e. slippers
- f. lanyard
- g. other

**35. Holiday Items- not quilted**

- a. New Years
- b. Valentine's Day
- c. Easter
- d. d. Memorial or Veterans' Day
- e. 4<sup>th</sup> of July
- f. Halloween
- g. Thanksgiving
- h. Christmas
- i. Spring
- j. Summer
- k. Fall
- l. Winter

Open Class Premium Code 12 for Youth

Open Class Premium Code 7 for Teen, Adult, Golden Age, and Professional



## Wood, Re-purposed and Refinished Items

### 36. Wood

- a. Furniture
- b. Gameboard
- c. Box or container
- d. Storage
- e. Towel rack
- f. Step stool
- g. Model
- h. Doll house
- i. Carving
- j. Upcycled item
- k. Holiday item
- l. Scroll saw work
- m. Wooden toy
- n. Barn quilt

### 37. Re-purposed Items- Must include a description of what the item was.

- a. barn wood
- b. pallet
- c. machinery
- d. Furniture
- e. Agricultural Item
- f. Household Item
- g. Glass Item
- h. Heirloom Item
- i. Other

### 38. Refinished items-must include a brief history of the item

- a. Chair
- b. Desk
- c. Table
- d. Dresser
- e. Stand
- f. Heirloom Item
- g. Other

Open Class Premium Code 3

## Models and Crafts

### 39. Models- any with loose parts must be entered on a display board

- a. Legos from a kit
- b. Legos- original design
- c. K'Nex
- d. plastic model
- e. wood model
- f. other

### 40. Craft Items

- a. craft sticks
- b. sticker craft
- c. foam craft
- d. paint by number
- e. burlap
- f. repurposed items
- g. made from a kit
- h. rope
- i. yarn
- j. other.

Open Class Premium Code 10

## Miscellaneous

### 41. Miscellaneous

- a. Rocks
- b. Insects
- c. mobile
- d. not mentioned- accepted at the discretion of the superintendent

Open Class Premium Code 12

### AWARDS AVAILABLE:

Best in the County Textile Art  
Best in County Quilt  
Best in County Photography  
Best in Youth, Teen, Adult, Golden Age,  
Inter-generational, and Professional Divisions.  
Superintendent's Choice  
Inter-generational Best of Show  
(Each will be awarded a Rosette plus \$5 award premium.)

## NEBRASKA STATE FAIR AWARD FOR BEST IN COUNTY TEXTILE ARTS & QUILTS & PHOTOGRAPHY

### BEST IN COUNTY TEXTILE ARTS

#### RULES

1. Must be judged BEST IN TEXTILE ARTS in County.
2. Only one article may be entered in this contest from each county. The exhibitor must live in the county.
3. The Best in County Textile Arts Verification Form must be downloaded at: <https://www.statefair.org/wp-content/uploads/2024/01/2024-TA-BIC-verification-form.pdf>
4. Contest must be published in County Fair Premium Book.
5. Exhibit information can be found at Nebraska State Fair Textile Arts Dept. rules
6. This contest will be part of the Textile Arts Department and entries will be displayed in the Fonner Park Concourse, Textile Arts area.

### BEST IN COUNTY QUILT

#### RULES

1. Must be judged the BEST QUILT in the County.
2. Only one article may be entered in the contest from each County.
3. Exhibitor must live in the county.
4. The Best in County Quilt Verification Form must be downloaded at: <https://www.statefair.org/wp-content/uploads/2024/01/2024-Quilts-BIC.pdf>  
The form must be signed by the county fair superintendent.
5. Contest must be published in County Fair Premium Book.
6. Exhibit information can be found at Nebraska State Fair Quilt Dept. rules
7. This contest will be part of the Quilt Department and entries will be displayed in the Quilt Hall of the Exhibition Building.

## FOR BEST IN COUNTY PHOTOGRAPHY

### RULES

1. Must be judged BEST IN PHOTOGRAPHY in County.
2. Only one article may be entered in the contest from each County. The exhibitor must live in the county.
3. The Best in County Photography Verification Form must be completed, signed by a county fair official, and attached to the backside of the photo.  
Download the form at: <https://www.statefair.org/wp-content/uploads/2024/01/2024-Photo-BIC-Form.pdf>  
office at 308-382-1620 to have one mailed to you. Must include county on the title card.
4. Contest must be published in County Fair Premium Book.
5. Exhibit information can be found at Nebraska State Fair Photography Dept. rules.
6. Photography may be color print, black and white print, or slide.
7. Size limitation rules do not apply for this class.



# FIND YOUR SPARK



## Find Your Spark in 4-H!

Learn more about 4-H at:  
[4h.unl.edu](http://4h.unl.edu)  
or  
[saline.unl.edu](http://saline.unl.edu)





**OPEN CLASS  
FLOWERS AND PLANTS  
SUPERINTENDENTS: Connie Hood & Nancy Williams**



Entries received, Sunday, 4-8 p.m. or Tuesday, 8 a.m.-10 a.m.; Released Sunday at Noon. The Saline County Ag. Society and the Department Superintendents are not responsible for items unclaimed after 4 p.m. Sunday.

Noxious weeds and/or their flowers are not allowed. Any unknown entry will be at the superintendents' discretion.

**Divisions:**

- PRESCHOOL: 2-5 years old (ribbon only)
  - YOUTH: 6-12 years old
  - TEEN: 13-18 years old
  - ADULTS: 19 to 64 old
  - GOLDEN AGE: 65 & Older
  - INTER-GENERATIONAL - (any age combination) \*
- left to Superintendent's discretion

**CUT FLOWERS**

A limit of 40 flower entries per exhibitor has been established.

Flowers should be placed in clear glass containers. Flower stems should have foliage, but not below the water line.

1. **Floating Flowers(s)**
2. **Large Flower (2 inches or larger)** specimens must consist of 1 stem or 3 assorted stems
3. **Small flowers (less than 2 inches)** specimens must consist of 3 stems of one color or 5 assorted stems
4. **Rose**, 1 stem
5. **Vine**, 1 stem, 10-15 inches
6. **Berried Branch**, 1 stem, 10-15 inches
7. **Shrub Bloom**, 1 stem, 10-15 inches

Open Class Premium Code 15

**ARRANGEMENTS, BOUQUETS, and PLANTERS**

An Arrangement is when the flowers are arranged using a frog or other stabilizer.

A Bouquet is taking the cuttings and putting them into a container "as they fall."

**Arrangement:**

8. **Coffee Break** - fresh or dried flowers in a cup or mug.
9. **Disney Theme**
10. **Miniature** - Fresh or dried 5 inches or less including container
11. **Most Unique Container** - judging includes the container
12. **Nebraska Prairie** - use native Nebraska product
13. **Novelty** - using fresh flowers and fresh vegetables
14. **Red, White and Blue**
15. **Wreathes** - fresh or dried
16. **County Fair Theme**
17. **Event** – wedding, birthday or other
18. **Other**

**Bouquets:**

19. **Dried Flower**
20. **Wildflower**
21. **Color Themed** (ex. All red flowers)
22. **Fresh**
23. **Event** – wedding, birthday or other
24. **Other**

**Planters:**

25. **Planter** - containing established plants in container
26. **Hanging Basket**
27. **Terrarium**

Open Class Premium Code 14

**AWARDS AVAILABLE:**

Mildred Matejka Memorial Award to the Outstanding Horticulture Exhibit in Open Class.

SUPERINTENDENT'S Award – Superintendent top pick:

- Youth Best of Show - Rosette and \$5 premium
- Teen Best of Show - Rosette and \$5 premium
- Adult Best of Show - Rosette and \$5 premium
- Golden Age Best of Show - Rosette and \$5 premium
- Inter-generational Best of Show – Rosette and \$5 premium

## NEBRASKA PIONEER FARM FAMILY AWARD

The Nebraska Pioneer Farm Award was designed to pay tribute to pioneer farm families of Nebraska who have owned the same land for 100 years or more.

## NEBRASKA HERITAGE FARM AWARD

The Heritage Farm Award is for those farms in Nebraska that have been owned by the same family for 150 years or more.

Eligible families are urged to contact Theresa Vernon, Saline County Agricultural Society member, who will submit the nominations from this county to the state committee.

Deadline for receiving nominations is April 15 of each year. Contact: Theresa Vernon, 1407 Idaho Rd., Crete, NE 68333. (402) 826-4787.

These programs are a joint venture between Ak-Sar-Ben Foundation and Nebraska Farm Bureau and the Nebraska County Fairs. Beautiful walnut and bronze plaques and handsome framed certificates will be presented to each family that qualifies.

These awards will be honored if verification is received.

---

## SCHOOL ART SALINE COUNTY SCHOOLS

Exhibits will be displayed in the Exhibition Hall. Each school district is responsible for delivering their entries to the Exhibition Hall, check with Jennifer Filipi at 402-418-0339 for details.

Each entry will be given an award for first, second, third, or participation. School districts receive compensation for entries to be used for the art department. Compensation will be Superior: 75 cents; Excellent: 50 cents; Good: 25 cents; Participation: none.

---

Hours of work and perseverance will be displayed at the County Fair July 16-21, we hope you will come out to the fair and see what our kids are doing!

Saline County 4-H wants to thank the advertisers who made this publication possible. Your support allows the exhibition rules and regulations for projects to be known by all Saline County Fair Exhibitors.




The poster features a yellow background with colorful bunting flags at the top. The text 'Saline County Fair' is written in a red cursive font, and 'KID ZONE' is in large, bold, red block letters. To the right is a brown horse with a blue mane. At the bottom, there are illustrations of a white hen with two orange chicks and a green sprout growing from a mound of brown soil. Below the illustrations, there is text about volunteer opportunities and hours.

*Saline County Fair*  
**KID ZONE**

A PLACE FOR LEARNING & FUN DURING THE FAIR!  
THURSDAY THROUGH SATURDAY.

Adult & teen volunteers are needed in the kid's zone.  
At this time, the expected hours are 2-6 pm on Thursday; and 1-7 pm on Friday & Saturday of the Saline County Fair.  
Watch Saline County - Nebraska Extension - Saline County Facebook page for volunteer opportunities.

**A FUN SPACE FOR ANIMAL, FOOD,  
AND AG SCIENCE RELATED  
CURRICULUM.**



The poster has a black background with white and blue text. It features a blue megaphone icon at the bottom left. The text is bold and centered.

**VOLUNTEERS  
NEEDED FOR AFTER  
FAIR CLEAN-UP**

**MONDAY, JULY 22  
9 AM**

4-H members and families are  
**NEEDED** for clean-up at the  
/ fairgrounds at 9 am.

**LUNCH WILL BE PROVIDED.**



# VETERANS AND FRIENDS



EVERY

Fri. is Fish Night  
2nd Sun. is Breakfast Buffet  
3rd Sat. is Steak Night  
Last Sat. is Prime Rib Night



Hours: Fri. & Sat., 4 p.m. to 9 p.m.

[www.facebook.com/VeteransandFriends](http://www.facebook.com/VeteransandFriends)

402-826-2950 Crete, NE

Our Commanders Room is available to rent for your next party!



- ✓ Kinze
- ✓ Ag Leader
- ✓ Capello Corn Heads
- ✓ Holcomb Scrapers

4841 SW 86th Road  
Clatonia, NE 68328

402.989.5355  
millersales1.com

## Hollman Angus

26230 SW 72nd St.  
Hallam, NE 68368



### Dick Hollman

Cell: (402) 890-3132  
Home: (402) 787-3575  
hollmanangus@aol.com

Bulls  
Females  
Embryos



11th & Main Ave.  
Downtown Crete

(402) 381-3765

**SOLHEIM**  
- LAW FIRM -

[www.solheimlaw.com](http://www.solheimlaw.com)

**STRAIGHT TALK. NO BULL.**

**CRETE**  
NEBRASKA



Welcome to Crete, a vibrant "community on the move" that embraces our pioneering heritage and present-day diversity. Check out the parks, pool, library, and other community resources!

[www.crete.ne.gov](http://www.crete.ne.gov) | #communityinmotion | @CreteNE



**Farmers Cooperative**

## cre Foodmart and SUBWAY

Super savings for you all the time at Foodmart.

**FOODMART HOURS:**  
Mon.-Fri. 6 am to 10 pm  
Sat. - 7 am to 10 pm  
Sun. - 8 am to 10 pm  
Phone 402-826-5099

Welcome 4-H'ers & county fair participants to Crete.

**SUBWAY HOURS:**  
Mon.-Fri. 7 am-9 am  
Sat. & Sun. 8 am-9 am  
Phone 402 826-5119

## BEATRICE LIVESTOCK SALES



[www.beatrice77.net](http://www.beatrice77.net) ~ [sales@beatrice77.net](mailto:sales@beatrice77.net)  
Sale Barn: 402-223-3571

Dennis Henrichs  
Cell: 402-239-8741

Rick Jurgens  
Cell: 402-520-0350

Promotional Products • Screenprinting & Embroidery • Awards  
Coins • Medals • Lapel Pins • Ribbons • Etching/Engraving



[www.FairAwards.com](http://www.FairAwards.com)

[fairs@rixstine.com](mailto:fairs@rixstine.com)  
2350 "O" Street  
Lincoln, NE 68510  
(402) 476-3810 Ext. 213

## Saline County Ag. Society Website

<https://salinecountyfairne.com>

## Saline County 4-H Website

<https://go.unl.edu/saline4hwebsite>

