



Stock Show Online Nomination Process

Step-by-Step Instructions

www.showstockmgr.com

Step 1. Select “New User? Create New Account”.

Note: If you nominated livestock in the 2018 Nebraska State Fair or entered livestock for the 2017 or 2018 Aksarben Stock Show, you will already have an account.

Step 2. Fill out all Parent Account Information for the adult parent, not the youth exhibitor.

- You will not be able to proceed without having all green check marks in each field.
- Select ALL Counties you participate in (4-H & FFA) along right side of screen.
- When all information is verified and selected, the ‘Complete Registration’ button will activate.

Complete Registration

Step 3. Check the provided email address from your new user registration for your temporary password and login link. If you do not see an email after a few minutes, check your junk/spam box.

Show Stock Manager Registration

User Creation Completed

Thank you for registering with You will receive an email shortly that will contain a temporary password and a link to the login page. If you do not receive an email or notice that the email you provided is not correct, please click here to create a trouble ticket.

Thank you.

Step 4. Following instructions in your email, click the link and sign in using your temporary password.

- Create a new password. You will need to remember this password as it is how you will make changes later to your Parent Account.

Show Stock Manager Password Reset

User Name:

New Password:

Re-enter Password:

New password must meet the following requirements:

- ✗ At least one letter
- ✗ At least one capital letter
- ✗ At least one lower case letter
- ✗ At least one number
- ✗ Be at least 6 characters

Step 5. Create Exhibitor Account.

- In the box on the right side, select 'Add Exhibitor' to create your child's account in the database.

Exhibitors (Children)

SFID	Name	Graduation
------	------	------------

Step 6. Fill out all information on the Exhibitor. All information with an astrix (*) is required. Click “Update Exhibitor Information” when completed. If you are an FFA member, please select your chapter at this time.

Edit Exhibitor Information

* First Name:

* Last Name:

* Date Of Birth:

* Expected Graduation:

* High School:

FFA Chapter:

PQA #: Swine Exhibitors Only

* Required Items

Step 7. To create State Fair nominations, select the Nominations tab in the upper left corner. Select “Add Nomination Information.”

Parent/Exhibitor Nominations

DNA/Nomination Information

Step 8: Select the species, counties and exhibitors that the nomination applies. If you have multiple children in your family, select all exhibitor names that the nomination would be eligible under. Select the division(s) you wish to enter the animal under and complete all the required nomination fields based off of the organization’s specific animal ID guidelines. You are able to select both breeding and market divisions at this time. In order to complete the nomination, you will need to select the “State Fair Nomination” box. By selecting the box, it will trigger a \$7.00 nomination fee for all MARKET animals and a \$2.00 nomination fee for all BREEDING animals. *(Note: all market animals nominated for State Fair must have a DNA hair sample pulled and submitted to your local Extension Office.)*

Click “Add Nomination” after completing all the requirements for your nomination entry. You will receive a 5 Digit number (seen below) to write on the DNA Collection envelope or personal records. **Please record the number on the top right corner of the front of the envelope.** Repeat Step 8 for all animals you wish to nominate.

When finished nominating your animals, click “Cancel” to return to the Nomination Tab.

Adding Nomination

Department: Beef ▼

Counties:

- NE - LANCASTER
- NE - SAUNDERS

Exhibitors:

- WAGNER, ANDY (8762)

Animal Details

Species:

- Breeding Beef
- FFA Feeder Calf
- Market Beef

EID Tag Number:

Must Be 15 Numeric Digits For Beef and Hogs it will begin with 840

Visual Tag:

Animal Gender:

Weigh In Date:

mm/dd/yyyy

Start Weight:

0

Premise ID:

Notes:

Nomination Selection

Fee: \$0.00

State Fair Nomination:

Add Nomination

Cancel

(Example of a nomination)

Animal Details

Species: Breeding Beef
 FFA Feeder Calf
 Market Beef

EID Tag Number: 84000000000001

Visual Tag: 00001

Animal Gender: M

Tattoo Number: 1001

Breed: ANGUS

Registration Number: AAA000000

Birth Date: 01/01/2018

Weigh In Date: mm/dd/yyyy

Start Weight: 0

Premise ID:

Notes:

Nomination Selection

Fee: \$9.00

State Fair Nomination:

Nomination Date: mm/dd/yyyy

DNA Collected: **DNA Collection Date:** mm/dd/yyyy

Record Animal ID

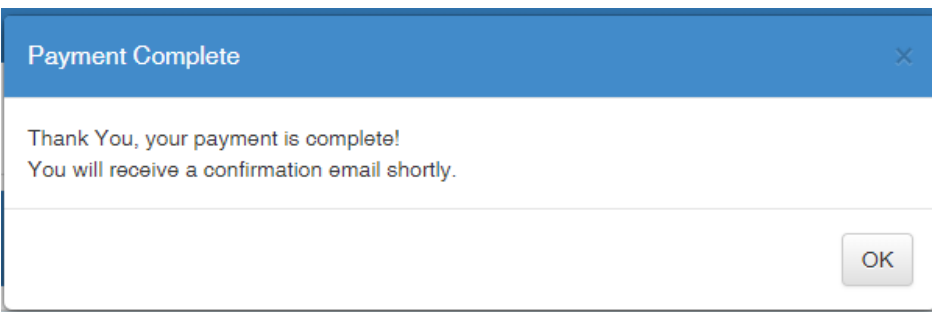
Please write this number on your DNA envelope for market livestock/feeder calves. For breeding livestock/horse/dairy please record this number in an appropriate location for reference: 74033

Step 9. When all nominations are complete a red “Make Payment for Nominations” button will appear in the upper right corner, if payment is due. You are able to pay with either a Paypal account, or by checking out using your Debit or Credit card.

- All market and breeding nominations are not considered completed until payment has been received.

**Note: Show Stock Manager will not accept nominations past midnight of the deadline date of the project area (April 15-Market Beef, June 15-Breeding and Market Swine/Sheep/Goats).*

Step 10. Once payment has been confirmed you will receive notification in the Show Stock Manager database and you can close the webpage or sign-out using the “Exit Show Stock Manager” button in the upper right corner.




Another tip to ensure your nomination was processed is to see if under the column “Fee” that it shows the amount paid with a P next to it. If you see a U, this represents an unpaid nomination. Also the red “Make Payment for Nominations” button should disappear.


Item	Start	Notes	Val	SF	Fee
0	TEST	N	N	0-U	
0		N	Y	9-P	




Step 11. You will receive a payment confirmation from the Show Stock Manager and from PayPal that will show the nomination information and transaction details.

Show Stock Manager Email

 Fri 2/8/2019 10:43 AM
Show Stock Manager Payment Confirmation <info@showstockmgr.com>
Show Stock Manager Payment Confirmation

To  Brandy Wagner

 Click here to download pictures. To help protect your privacy, Outlook prevented automatic download of some pictures in this message.

Thank you for your payment. The following is your transaction details for your payment at showstockmgr.com:

Amount Paid.: \$9.00
Payment Date: 2/8/2019
Payment ID.: PAYID-

Items Paid..:

DNA ID	Species	Counties	Exhibitors	Animal ID	Gender
84146	BBEEF MBEEF	NESAUNDERS	ANDY WAGNER	EID: 840000000000001 TAT: 1001 VT: 00001	M

PayPal-Nebraska 4-H Foundation Email

[Payment details](#)

For your purchase on February 8, 2019

Details

Purchase from : Nebraska 4-H Foundation	\$9.00 USD
<hr/>	
Subtotal	\$9.00 USD
Amount you'll pay	\$9.00 USD
<hr/>	
Paid with	VISA

The transaction will appear on your statement as PayPal * PAYPAL *NEBRASKA4HF