

Otoe County

Ranch Horse Pleasure
All Age's Pattern #1

Reining


13 under 4-H #2

14 over 4-H #3

SHOWMANSHIP

8-10

JUNIOR



Start at marker 1

Trot halfway to marker 2


Break to a walk and continue walking to marker 2

At marker 2, stop and back

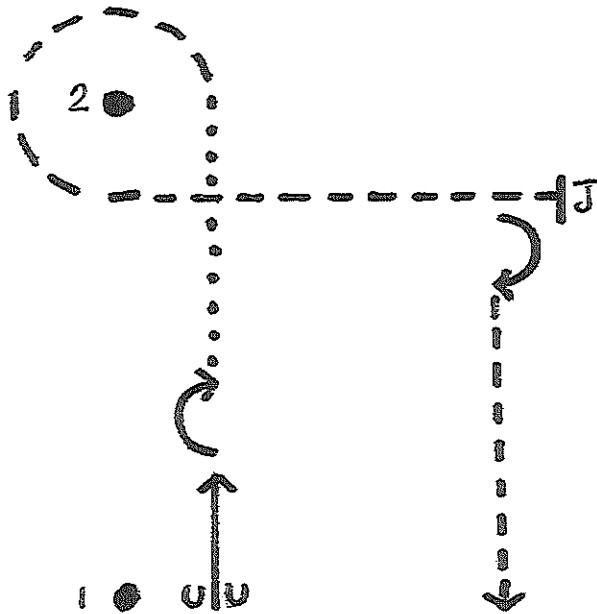
Turn 90°

Walk to the judge and set up for inspection

When dismissed, follow the ring stewards directions



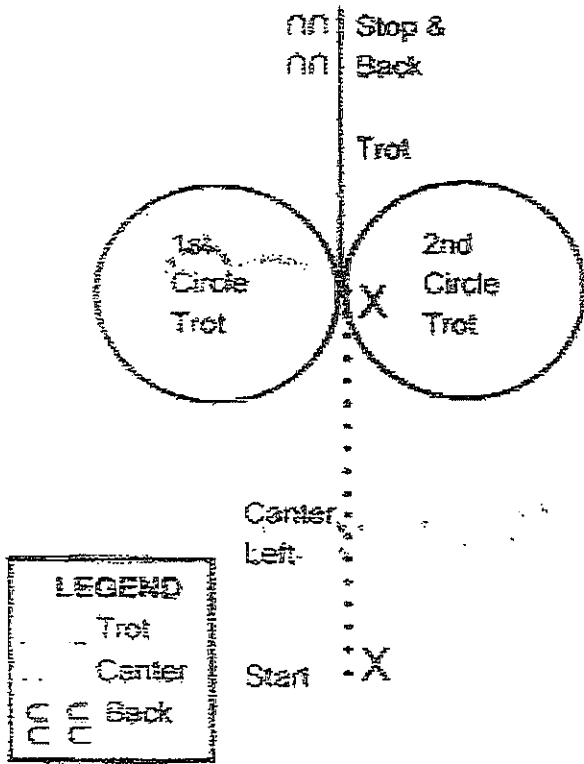
- Senior SHOWMANSHIP
14 over
Intermediate 11-13




1. Back an approximate horse length from marker one.
2. Turn 180°.
3. Walk straight ahead to marker two.
4. Trot around marker two and to the judge.
5. Set for inspection.
6. When dismissed turn 90° and trot straight away.

All Ages


EQUITATION



Walk Trot Horsemanship



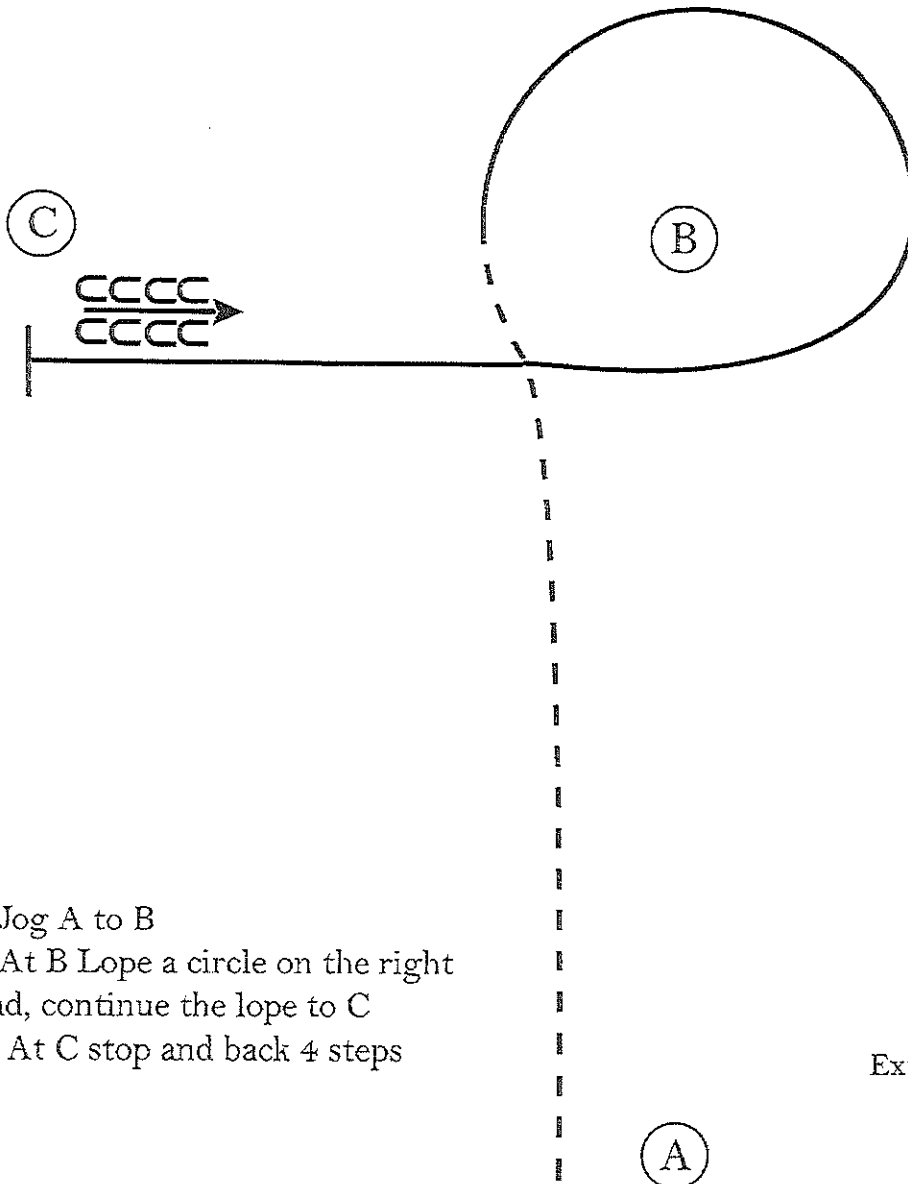
Back = >>>
Walk = - - - -
Trot =

Walk A to B
at B Back 3 steps
Trot as shown to C stop 
Find a Place on the Rail

Horsemanship (Jr. 10 Under

www.horsethows.com

www.horsethows.com



1. Jog A to B
2. At B Lope a circle on the right lead, continue the lope to C
4. At C stop and back 4 steps

Walk
Jog	-----
Extended Jog	—————
Lope	—————
Leg Yield	
Lead Change	↗ ↘
Back	← C C C C ← S S S S
Marker	⊙ B
Sidepass	← - - - - - →

[WH/1-7]

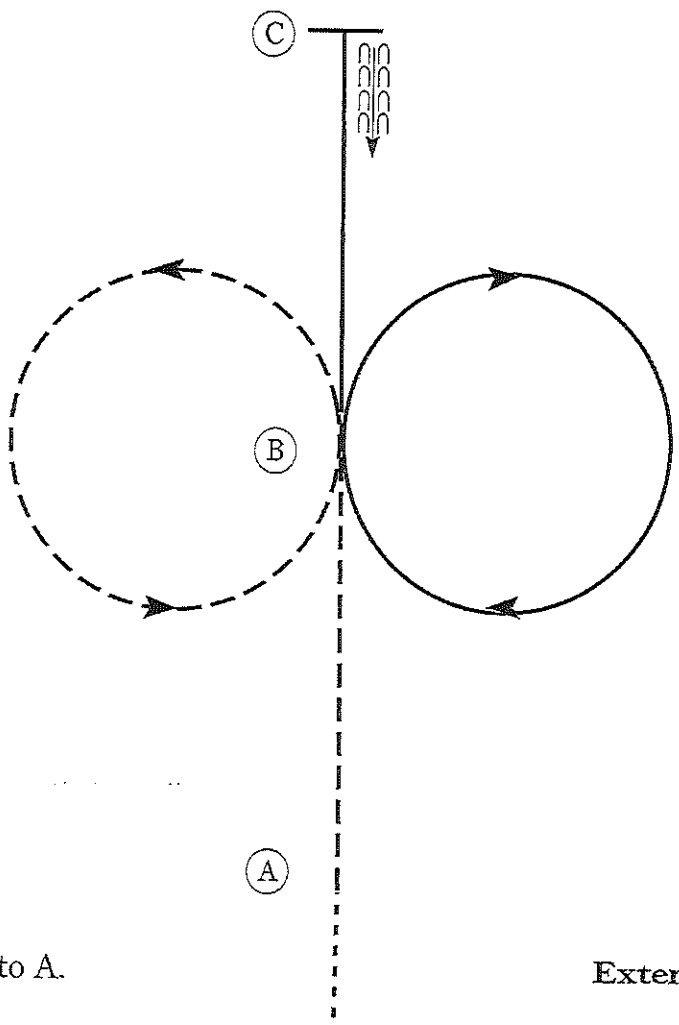
Pattern Provided by:

David Pitt

Horsemanship (Int. /Sr)

W W W . H O R S E S H O W P A T T E R N S . C O M

W W W . H O R S E S H O W P A T T E R N S . C O M



Be ready prior to A.

1. Walk to A.
2. Jog A to B.
3. At B jog a circle to the left.
4. At B lope a circle to the right on the right lead.
5. Continue the lope to C.
6. Stop at C and back approximately one horse length.

Walk	-----
Jog	- - - - -
Extended Jog	— — — —
Lope	————
Leg Yield	
Lead Change	— / —
Back	← E E E E E
Marker	ⓑ
Sidepass	← — — — — →

Pattern Provided by:

[WH/1-19]

David Pitt