
















<b>MERRICK COUNTY</b>	<b>Rabbits</b> 	<b>Poultry</b> 	<b>Cats</b> 	<b>Dogs</b> 	<b>Companion Animals</b> 	<b>Horse</b> 
<b>Step 1:</b> <b>ENROLL IN PROJECT</b> by June 1, 2022 <b>DUE by June 15</b>	<b>4honline.com</b> <b>Choose the project:</b> <b>AS: Rabbit (D)</b> Clover Kids: Animal Science-Animal Caretaker	<b>4honline.com</b> <b>Choose the project:</b> <b>AS: Poultry (D)</b> Clover Kids: Animal Science-Animal Caretaker	<b>4honline.com</b> <b>Choose the project:</b> <b>AS: Cat (D)</b> Clover Kids: Animal Science-Animal Caretaker	<b>4honline.com</b> <b>Choose the project:</b> <b>AS: Dog (D)</b> Clover Kids: Animal Science-Animal Caretaker	<b>4honline.com</b> <b>Choose the project:</b> <b>AS: Companion Animals (D)</b> Clover Kids: Animal Science-Animal Caretaker	<b>4honline.com</b> <b>Choose the project:</b> <b>AS: Horse (D)</b>
<b>Step 2:</b> <b>IDENTIFY</b> your animal <b>DUE by June 15</b>	 Turn in ID Sheet - Picture of head with tattoo visible	None	None	None	None	Turn in ID Sheet with drawings or pictures
<b>Step 3:</b> <b>CERTIFY</b> <b>DUE by July 11</b>	 Attend an instructor-led YQCA class <u>or</u> pay fee and test on-line (Clover Kid Exempt)	Attend an instructor-led YQCA class <u>or</u> pay fee and test on-line (Clover Kid Exempt)	Vaccination Record	Vaccination Record	None, except ferret Vaccination Record	None
<b>Step 4:</b> <b>REGISTER</b> your animal for county fair <b>DUE by July 11</b>	 Register for showmanship and all classes on Pre-Entry Form	Register for showmanship and all classes on Pre-Entry Form	Register for class on Pre-Entry Form	Register for showmanship and all classes on Pre-Entry Form	Register for all classes on Pre-Entry Form	Register for showmanship and all classes on Pre-Entry Form
<b>Step 5:</b> <b>CHECK-IN</b> your animal at county fair	Check-in with superintendent, <b>8-10 a.m., Sunday, July 31</b> – Poultry & Rabbit Barn	Check-in with superintendent, <b>8-10 a.m., Sunday, July 31</b> – Poultry & Rabbit Barn	Check-in with superintendent, <b>12:30-1 p.m. Wednesday, August 3</b> – Indoor Arena	Check-in with superintendent, <b>7:45-8 a.m. Wednesday, August 3</b> – Annex Building	Check-in with superintendent, <b>12:30-1 p.m. Wednesday, August 3</b> – Indoor Arena	Check-in with superintendent, <b>6-7 a.m., Saturday, July 30</b> – Indoor Arena
<b>Step 6:</b> <b>SHOW</b> your animal	<b>Sunday, July 31, 11 a.m.</b> – Indoor Arena	<b>Sunday, July 31, 11 a.m.</b> – Indoor Arena	<b>Wednesday, August 3, 1 p.m.</b> – Indoor Arena	<b>Wednesday, August 3, 8 a.m.</b> – Annex Building	<b>Wednesday, August 3, 1 p.m.</b> – Indoor Arena	<b>Saturday, July 30, 7 a.m.</b> – Indoor Arena








Remember picture of head with tattoo showing!

<b>MERRICK COUNTY</b>	<b>Breeding Swine</b> 	<b>Market Swine</b> 
<b>Step 1:</b> <b>ENROLL IN PROJECT</b> by June 1, 2022 <b>DUE by June 15</b>	<b>4honline.com</b> <b>Choose the project:</b> <b>AS: Swine (D) Breeding Swine</b> Clover Kids: Animal Science- Animal Caretaker	<b>4honline.com</b> <b>Choose the project:</b> <b>AS: Swine (D) Market Swine</b> Clover Kids: Animal Science- Animal Caretaker
<b>Step 2:</b> <b>IDENTIFY</b> your animal <b>DUE by June 15</b>	 Turn in ID Sheet with EID tag number and picture of head with tag visible ( <i>registration paper copies DUE, if registered</i> )	Turn in ID Sheet with EID tag number and picture of head with tag visible
<b>Step 3:</b> <b>CERTIFY</b> <b>DUE by July 11</b>	 Attend an instructor-led YQCA class <u>or</u> pay fee and test on-line (Clover Kid Exempt)	Attend an instructor-led YQCA class <u>or</u> pay fee and test on-line (Clover Kid Exempt)
<b>Step 4:</b> <b>REGISTER</b> your animal for county fair <b>DUE by July 11</b>	 Register for showmanship and all classes on Pre-Entry Form with EID tag #	Register for showmanship and all classes on Pre-Entry Form with EID tag #
<b>Step 5:</b> <b>CHECK-IN</b> your animal at county fair	Check-in with superintendent, <b>8-11 a.m., Sunday, July 31 –</b> Hog Barn	Weigh-in with superintendent, <b>8-11 a.m., Sunday, July 31 –</b> Hog Barn
<b>Step 6:</b> <b>SHOW</b> your animal	<b>Monday, August 1</b> <b>7:30 a.m. – Indoor Arena</b>	<b>Monday, August 1</b> <b>7:30 a.m. – Indoor Arena</b>
<b>Step 7:</b> <b>SIGN-UP</b> for sale	None	Go to <a href="http://www.merrick.unl.edu">www.merrick.unl.edu</a> by end of day August 2 to sign-up









Remember picture of head with EID tag showing!

MERRICK COUNTY	Breeding Goat 	Market Goat 	Goat – Rate of Gain Contest
<b>Step 1:</b> <b>ENROLL IN PROJECT</b> by June 1, 2022 <b>DUE by June 15</b>	<b>4honline.com</b> <b>Choose the project:</b> <b>AS: Goat(D) – Meat Goat</b> Clover Kids: Animal Science- Animal Caretaker	<b>4honline.com</b> <b>Choose the project:</b> <b>AS: Goat(D) – Meat Goat</b> Clover Kids: Animal Science- Animal Caretaker	4honline.com Choose the project: <b>AS: Goat(D) – Meat Goat</b>
<b>Step 2:</b> <b>IDENTIFY</b> your animal <b>DUE by June 15</b>	 Turn in ID Sheet with Scrapie tag number and picture of head with tag visible ( <i>registration paper copies DUE, if registered</i> )	Weigh-in goat <b>Thursday, May 19, 5-7 p.m. or June 13, 5-7 p.m.</b> – Indoor Arena Scrapie tag number recorded on ID Sheet and photo taken on scale	Weigh-in goat <b>Thursday, May 19, 5-7 p.m.</b> – Indoor Arena <b>Declare one (1) goat for Rate of Gain</b>
<b>Step 3:</b> <b>CERTIFY</b> <b>DUE by July 11</b>	 Attend an instructor-led YQCA class <u>or</u> pay fee and test on-line (Clover Kid Exempt)	Attend an instructor-led YQCA class <u>or</u> pay fee and test on-line (Clover Kid Exempt)	Attend an instructor-led YQCA class <u>or</u> pay fee and test on-line
<b>Step 4:</b> <b>REGISTER</b> your animal for county fair <b>DUE by July 11</b>	 Register for showmanship and all classes on Pre-Entry Form with Scrapie tag number	Register for showmanship and all classes on Pre-Entry Form with Scrapie tag number	None
<b>Step 5:</b> <b>CHECK-IN</b> your animal at county fair	Check-in with superintendent, <b>11 a.m.- 1 p.m., Sunday, July 31</b> – Southside of livestock barn	Weigh-in with superintendent, <b>11 a.m.- 1 p.m., Sunday, July 31</b> – Southside of livestock barn	Weigh-in with superintendent, <b>11 a.m.- 1 p.m., Sunday, July 31</b> – Southside of livestock barn
<b>Step 6:</b> <b>SHOW</b> your animal	<b>Monday, August 1,</b> <b>1:30 p.m.</b> –Indoor Arena	<b>Monday, August 1,</b> <b>1:30 p.m.</b> – Indoor Arena	Announced following market classes
<b>Step 7:</b> <b>SIGN-UP</b> for sale	None	Go to <a href="http://www.merrick.unl.edu">www.merrick.unl.edu</a> by end of day August 2 to sign-up	None










Remember picture of head with Scrapie tag showing!

MERRICK COUNTY	Breeding Sheep 	Market Lambs 	Sheep – Rate of Gain Contest
<b>Step 1:</b> <b>ENROLL IN PROJECT</b> by June 1, 2022 <b>DUE by June 15</b>	<b>4honline.com</b> <b>Choose the project:</b> <b>AS: Sheep (D)– Breeding Sheep</b> Clover Kids: Animal Science- Animal Caretaker	<b>4honline.com</b> <b>Choose the project:</b> <b>AS: Sheep (D)- Market Sheep</b> Clover Kids: Animal Science- Animal Caretaker	4honline.com Choose the project: <i>AS: Sheep (D)- Market Sheep</i>
<b>Step 2:</b> <b>IDENTIFY</b> your animal <b>DUE by June 15</b>	 Turn in ID Sheet with Scrapie tag number and picture of head with tag visible ( <i>registration paper copies DUE, if registered</i> )	Weigh-in lamb <b>Thursday, May 19, 5-7 p.m. or June 13, 5-7 p.m.</b> – Indoor Arena Scrapie tag number recorded on ID Sheet and photo taken on scale	Weigh-in lamb <b>Thursday, May 19, 5-7 p.m.</b> – Indoor Arena <b>Declare one (1) lamb for Rate of Gain</b>
<b>Step 3:</b> <b>CERTIFY</b> <b>DUE by July 11</b>	 Attend an instructor-led YQCA class <u>or</u> pay fee and test on-line (Clover Kid Exempt)	Attend an instructor-led YQCA class <u>or</u> pay fee and test on-line (Clover Kid Exempt)	Attend an instructor-led YQCA class <u>or</u> pay fee and test on-line
<b>Step 4:</b> <b>REGISTER</b> your animal for county fair <b>DUE by July 11</b>	 Register for showmanship and all classes on Pre-Entry Form with Scrapie tag number	Register for showmanship and all classes on Pre-Entry Form with Scrapie tag number	None
<b>Step 5:</b> <b>CHECK-IN</b> your animal at county fair	Check-in with superintendent, <b>11 a.m.- 1 p.m., Sunday, July 31</b> – Southside of livestock barn	Weigh-in with superintendent, <b>11 a.m.- 1 p.m., Sunday, July 31</b> – Southside of livestock barn	Weigh-in with superintendent, <b>11 a.m.- 1 p.m., Sunday, July 31</b> – Southside of livestock barn
<b>Step 6:</b> <b>SHOW</b> your animal	<b>Monday, August 1,</b> <b>following the Goat Show at 1:30 p.m.</b> – Indoor Arena	<b>Monday, August 1,</b> <b>following the Goat Show at 1:30 p.m.</b> – Indoor Arena	Announced following market classes
<b>Step 7:</b> <b>SIGN-UP</b> for sale	None	Go to <a href="http://www.merrick.unl.edu">www.merrick.unl.edu</a> by end of day August 2 to sign-up	None



Remember picture of head with Scrapie tag showing!

MERRICK COUNTY	Bucket Calves 	Breeding Beef 	Market Beef 	Feeder Calf 	Beef – Rate of Gain Contest
<b>Step 1:</b> <b>ENROLL IN PROJECT</b> by June 1, 2022 <b>DUE by June 15</b>	4honline.com <b>Choose the project:</b> <b>AS: Beef (D) Bucket Calf</b> Clover Kids: Animal Science- Animal Caretaker	4honline.com <b>Choose the project:</b> <b>AS: Beef (D) Breeding</b>	4honline.com <b>Choose the project:</b> <b>AS: Beef (D) Market Beef</b>	4honline.com <b>Choose the project:</b> <b>AS: Beef (D) Feeder Calf</b>	4honline.com Choose the project: <b>AS: Beef (D) Market Beef</b>
<b>Step 2:</b> <b>IDENTIFY</b> your animal <b>DUE by June 15</b>	 Turn in ID Sheet with <b>ORANGE</b> County Tag # and picture of head with tag visible	Turn in ID Sheet with <b>RED</b> County Tag # ( <i>commercial can have EID tag and red tag</i> ) and picture of head with tag visible ( <i>registration paper copies DUE, if registered</i> )	Weigh-in steers/heifers, <b>Feb. 26, 1-3 p.m. or June 6, 5-7 p.m.</b> – CC Vet Clinic; Calf will be EID tagged and photo taken on scale	Turn in ID Sheet with <b>GREEN</b> County Tag # and picture of head with tag visible	Weigh-in <b>Saturday, Feb. 26, 1-3 p.m.</b> – CC Vet Clinic <b>Declare one (1) steer and/or one (1) heifer for Rate of Gain</b>
<b>Step 3:</b> <b>CERTIFY</b> <b>DUE by July 11</b>	 Attend an instructor-led YQCA class <u>or</u> pay fee and test on-line (Clover Kid Exempt)	Attend an instructor-led YQCA class <u>or</u> pay fee and test on-line	Attend an instructor-led YQCA class <u>or</u> pay fee and test on-line	Attend an instructor-led YQCA class <u>or</u> pay fee and test on-line	Attend an instructor-led YQCA class <u>or</u> pay fee and test on-line
<b>Step 4:</b> <b>REGISTER</b> your animal for county fair <b>DUE by July 11</b>	 Register for class on Pre-Entry Form	Register for showmanship and all classes on Pre-Entry Form	Register for showmanship and all classes on Pre-Entry Form	Register for showmanship and all classes on Pre-Entry Form	None
<b>Step 5:</b> <b>CHECK-IN</b> your animal at county fair	Check-in with superintendent and turn in Bucket Calf Record Book, <b>3:30-4 p.m., Sunday, July 31</b> – Northside of livestock barn	Check-in with superintendent, <b>2:30-3:30 p.m., Sunday, July 31</b> – Northside of livestock barn	Weigh-in with superintendent, <b>1-2:30 p.m., Sunday, July 31</b> – Northside of livestock barn	Check-in with superintendent, <b>2:30-3:30 p.m., Sunday, July 31</b> – Northside livestock barn	Weigh-in with superintendent, <b>1-2:30 p.m., Sunday, July 31</b> – Northside livestock barn
<b>Step 6:</b> <b>SHOW</b> your animal	<b>Tuesday, August 2 8 a.m.</b> – Indoor Arena	<b>Tuesday, August 2 8 a.m.</b> – Indoor Arena	<b>Tuesday, August 2 8 a.m.</b> – Indoor Arena	<b>Tuesday, August 2 8 a.m.</b> – Indoor Arena	Announced following market classes
<b>Step 7:</b> <b>SIGN-UP</b> for sale	None	None	By end of day August 2, go to <a href="http://www.merrick.unl.edu">www.merrick.unl.edu</a> to sign-up	None	None



Remember picture of head with tag showing!