

TABLE OF CONTENTS

Fair Rules & Regulations	2-3
Calendar of Events	4-5
Superintendents & Sponsors	6
4-H Livestock Rules & Regulations	7
Herdsmanship, Rate of Gain, Hard Luck	8
Beef	9-10
Meat Goats	10-11
Sheep	11-12
Hogs	12
Horse	13-14
4-H Overall Livestock Showman	14
Poultry	14-15
Rabbits	15
Companion Animals	15-16
Cat	16
Dog	16-17
Veterinary & Animal Science	17
Flops	18
Science, Technology, Engineering & Math	18-25
<i>(Rockets, Computers, Robotics, Electricity, Geospatial, Woodworking, Welding, Energy)</i>	
Conservation, Wildlife & Shooting Sports	25-31
<i>(Wildlife, Harvesting, Shooting Sports, Other Natural Resources, Entomology, Forestry)</i>	
Plant Science	32-38
<i>(Horticulture, Floriculture, Houseplants, Landscape, Range, Agronomy, Weed Science)</i>	
Safety	39
Food & Nutrition	40-43
Consumer & Family Science	43-46
<i>(Human Development, Consumer Management)</i>	
Clothing	46-51
<i>(General Clothing, Sewing for Fun, STEAM, Knitting, Crocheting, Weaving, Quilt Quest)</i>	
Fashion Show	52-53
Home Environment (Home Design and Restoration)	53-57
<i>(Heirloom Treasures, Design Decisions, Design My Place, Visual Arts, Heritage)</i>	
Citizenship & Entrepreneurship	57-59
<i>(You Design It, 4-H Afterschool)</i>	
Photography	59-62
<i>(Theater Arts)</i>	
Contests	62-66
<i>(Shooting Sports, Communication, Performing Arts, Bicycle Rodeo, Ice Cream, Livestock Judging)</i>	
Clover Kids	66-67
Clover Kids Contests	67
FFA	68
Open Class	69

**WELCOME TO
2024 MERRICK COUNTY FAIR
JULY 27 - 31
4-H, FFA & OPEN CLASS EXHIBITS**

Merrick County Fairboard-308-940-0884

Merrick County Extension Office-308-946-3843

**YOUR MERRICK COUNTY AGRICULTURAL
AND FAIR ASSOCIATION**

Russ Kucera.....President
Isaac Jefferson.....Vice President
Troy Wells.....Secretary
Brad Wells.....Treasurer

BOARD OF DIRECTORS

Dale Nielson Jr.
Aaron Huston
Eric Frauen
Josh Trumblee
Jake Etherton
Kelly Brandes
Matt Myers
Jess Brandes
Ryan Grigsby
Tim Williams
Mikaela Stuart

MERRICK COUNTY EXTENSION STAFF

Emily Soll, Extension Educator
Steve Melvin, Extension Educator
Cindie Hostler, Office Manager
Kara L. Wells, Extension Assistant
Sherry Siwinski, Office Aide

FAIR SUPERINTENDENTS

Emily Soll- 4-H Division
Miriam Wells – Open Class Farm Produce
Theresa Lawrence and Eddra Ritta – Open Class Floral
Karen Knight-Kutschkau and Jean Waggoner – Open Class
Needlework, Fine Arts & Misc.
Marie Jensen - Open Class Foods and Preservation
Mollie Nielsen - Open Class Poultry and Rabbits

2024 MERRICK COUNTY 4-H COUNCIL

Justin Ferris, President
Matt Mottl, Vice President
Shanien Schmierer, Secretary
Heath Reimers, Treasurer
Ryan Kucera, East Representative
Chase Samuelson, West Representative
Valerie Morrison, Central Representative
Jen Myers, At-Large Representative
Kayden Tyan, Jr. Leader East Representative
Lane Mottl, Jr. Leader West Representative
Londyn Fisher, Jr. Leader Central Representative
Brady Myers, Jr. Leader At-Large Representative

MERRICK COUNTY 4-H AMBASSADORS

Keir Albert 2023-2024
Shelby Hostler 2023-2024
Makenna Mottl 2024-2025
Chloe Jefferson 2024-2025

**RULES AND REGULATIONS
MERRICK COUNTY'S 73rd
FREE FAIR**

- 1) Exhibits will get their entry card at each department where they wish to enter articles.
- 2) Open Class entries should be made **Sunday, July 28, 1:00 - 4:00 p.m.**
- 3) 4-H static exhibits will be entered on **Thursday, July 25, 1:00 p.m. - 5:00 p.m., Friday July 26, 8:00 a.m.-5:00 p.m., and Saturday, July 27, 8:00 a.m. - 12:00 p.m.**
- 4) Livestock exhibits will be entered **Sunday, July 28**
 - Youth poultry and rabbits must be in place by 4:00 p.m. on **Saturday, July 27.**
 - Youth hogs must be in place by 11:00 a.m.
 - Youth sheep and goats must be in place by 1:00 p.m.
 - Youth market beef must be in place by 2:30 p.m.
 - Youth breeding beef must be in place by 3:30 p.m.
 - Youth bucket calves must be in place by 4:00 p.m.
- 5) No ribbon will be given out until animals are properly checked-in with the superintendent of that area. Animals are judged according to merit.
- 6) All livestock owners will have their pens cleaned by 8:00 a.m. each day and put pen cleanings in the designated area.
- 7) Exhibit building will be open Monday, Tuesday, and Wednesday from 8:00 a.m. - 9:00 p.m.
- 8) 4-H Static Exhibits may begin release at 8 p.m. on Wednesday. 4-H Livestock must not be removed until after midnight. Open Class exhibits will be released from 8:00 a.m. - 10:00 a.m. on Thursday. Premiums will be paid at that time for Open Class only.

4-H AND FFA DEPARTMENT

- 1) It is the policy of the University of Nebraska - Lincoln, Institute of Agriculture and Natural Resources and Merrick County 4-H Council not to discriminate based on sex, age, handicap, race, color, religion, marital status, veteran status, national or ethnic origin or sexual orientation.
- 2) All exhibits are at the exhibitor's risk. The Merrick County Ag Society and Merrick County 4-H Council are not responsible for any damage, loss or death to an exhibit or animal.
- 3) If a project item or animal is shown at another county's fair as a 4-H or FFA project, it is **NOT** eligible for competition in Merrick County. It will be disqualified.
- 4) Judges will place awards based on merit. They will be instructed to use the group method similar to the plan followed by the Nebraska State Fair, whereby exhibits of nearly equal merit will receive equal ribbons. The judge's decision will be final in all classes. Awards will be given according to the rules and regulations set forth in this premium list.

Purple - Superior Blue - Excellent Red - Good White - Needs Improvement Orange- Flops Lime Green- Afterschool Project

- 5) **4-H AGE REGULATIONS** - The age regulations for Merrick County 4-H membership as determined by the Merrick County 4-H Executive Council shall be that a member must be 8 years of age on December 31st of the previous year (turn 9 during the current year) and the last year of eligibility is 4-H age 18 on December 31st (or the calendar year the member becomes 19).
- 6) FFA members may exhibit livestock until the age of 21. Enrollment must be confirmed with the FFA Advisor. Annual quality assurance training through Youth for the Quality Care of Animals (YQCA) must be completed online at yqca.org by July 10.
- 7) 4-H and FFA members show together in livestock, crops, and plant science. The total number of animals shown is indicated at the beginning of each species area. 4-H and FFA will follow the rules according to this fairbook.

CLOVER KIDS GUIDELINES: Clover Kids classes can be found on page 66.

- a) The 4-H Clover Kid Program is for youth between the ages 5-7 years old by January 1 of the current calendar year. 4-H Clover Kid exhibitors must be enrolled as a 4-H member by June 15.
- b) Clover Kid animal exhibits are to be no more than six months of age and no more than 350 pounds at time of show, with the exception of small animals (dog, cat, etc.) Age, size, and temperament of animal projects must be appropriate for the exhibitor's age and size. Clover Kids will only show in showmanship classes, no market or breeding classes. The horse project is not available for Clover Kids.
- c) Clover Kids may exhibit at the county fair and participate in 4-H contests receiving special ribbons with a premium of \$1.00. However, they will not be eligible for participation in the Livestock Sale, and will not be considered for any incentive, championship, trophy, medal, or plaque competition on an individual basis. They will be considered as part of a club competition in such activities as herdsmanship, performing arts or club contest.

ELIGIBILITY REQUIREMENTS FOR EXHIBITORS: An exhibitor must be a 4-H member enrolled in the project they are exhibiting.

- 8) All 4-H exhibits that do not conform to the specs, rules and regulations set forth in this premium list will drop one ribbon placing.
- 9) Be sure to check the number of entries per project and entry number for each division. **All projects other than livestock have only one entry per class number.**
- 10) Premiums will be paid when the 4-H member submits a completed Achievement Application to the Ext. Office **by October 1**. Premium money will be available at the year-end 4-H Achievement Celebration. If premium money is not picked up by Dec 1, monies will be turned back to the Merrick County Ag Society.
- 11) An * indicates an exhibit is eligible for State Fair. All items eligible for State Fair must receive a purple ribbon. The last year of eligibility is the calendar year the member becomes 19 years of age.
- 12) All exhibitors showing any animals are required to wear the required 4-H/FFA T-Shirt, black/blue jeans, and closed toe shoes. Hats, caps or other headgear are prohibited. Exhibitors in the horse show will wear a long white sleeve shirt or blouse, dark blue jeans, boots, hat and a 4-H armband. The 4-H armband may be purchased for \$3.00.
- 13) An exhibit or exhibitor must be at least purple ribbon quality before a rosette or award is awarded, and the judge must deem it worthy of the award.
- 14) Substance Abuse - Use or possession of tobacco, alcoholic beverages, or drugs (except for medical purposes) by any exhibitor who is participating in 4-H/FFA at the Merrick County Fair will result in immediate disqualification of that exhibitor's entry.

15) PROTESTS

- a) The respective division superintendent has the authority to make appropriate decisions based on the Premium List, and these will be adhered to by all.
- b) A committee shall be appointed to serve as a protest group. They will meet daily if needed to act upon concerns. All protests must be submitted in writing and signed. Written protests must be submitted to the Extension Educator. He/She will then convene the committee for their deliberation.
- c) The written protest must include: **1)Names of persons involved. 2)Nature of concerns. 3)Situation and documentation. 4)Recommendations for correction. 5)Specific action, rule, etc. in question. 6)Additional persons committee may contact for further clarification. (two Fairboard, two 4-H Council) 7)Procedures and/or steps carried out by person involved prior to submission to the Extension Educator.**
- d) The committee will review the written protest. They may discuss the situation with affected persons and show officials to include county fair management if appropriate, to make a final decision. The committee will recommend appropriate action to management in writing. The recommendations will be followed and communicated both verbally and in writing to the group or individual affected.
- e) In case of protest the exhibitor may be allowed to show but results of showing will be subject to change based on the outcome of the protest process. This allows for smooth operation of the show and facilitates appropriate processing.
- f) The management reserves the right to withhold premium and/or award. The exhibitor may also be excluded from the show if action warrants.
- g) The appeals process is limited to the 4-H/FFA exhibitor, 4-H/FFA parent or registered 4-H volunteer leader.
- h) Protests will not be accepted after the exhibit is released from the 4-H Division.

- 16) **Member/Parent Code of Conduct**-Character Development is the cornerstone of the 4-H program, and therefore we expect all people involved with the 4-H program to exemplify the six pillars of character, which are Trustworthiness, Respect, Responsibility, Fairness, Caring, and Citizenship. Please make yourself aware of these expectations.
- Treat members, parents, Extension staff, judges and others with respect, courtesy and consideration. Avoid and prevent put-downs, insults, name-calling, yelling and other verbal and non-verbal conduct likely to offend, hurt or set a bad example.
 - Model kindness and compassion for others and be a team member, discouraging selfishness.
 - Practice fair-mindedness by being open to ideas, suggestions, and opinions of others.
 - Obey laws and rules as an obligation of being a good citizen, and promote the responsible treatment of animals and stewardship of the environment.
 - Provide and maintain a safe environment, not carelessly or intentionally harming youth or adults in any way: verbally, mentally, or physically.

UNIVERSITY OF NEBRASKA - LINCOLN ACCOMMODATIONS

The University of Nebraska-Lincoln is committed to providing accommodations necessary to allow individuals with disabilities to function effectively and safely while participating in 4-H events. If you believe you may need accommodation, please contact Faculty/Staff Disability Services at access@unl.edu or call 402-472-3417.

UNIVERSITY OF NEBRASKA - EEO STATEMENT

Nebraska Extension is a Division of the Institute of Agriculture and Natural Resources at the University of Nebraska-Lincoln cooperating with the Counties and the United States Department of Agriculture. The 4-H Youth Development program abides with the nondiscrimination policies of the University of Nebraska - Lincoln and the United States Department of Agriculture.

**4-H PRE-FAIR ACTIVITIES AND
2024 MERRICK COUNTY FAIR**

All dates, times, and contest/show formats are subject to change.

February

- 13 (Tues.) 6:00 p.m. Junior Indoor Archery Contest - 4-H Building
 18 (Sun.) 1:30 p.m.-4:30 p.m. Market Beef Rate-of-Gain Weigh-Day - Central City Vet Clinic
 20 (Tues.) 6:00 p.m. Intermediate & Senior Indoor Archery Contest - 4-H Building

March

- 2 (Sat.) 2:00 p.m. Air Rifle Contest - 4-H Building

April

- 1 (Mon.) 6:30 p.m. Communication Contest - 4-H Building
 27 (Sat.) 1:00 p.m. Shotgun Contest - Sportsman’s Club

May

- 16 (Thurs.) 5 p.m.-7 p.m. Market Sheep & Goat Rate-of-Gain Contest Weigh-in - Indoor Arena
 31 (Fri.) 5:00 p.m. State Horse ID’s and Levels Testing **DUE** to the Ext. Office

June





- 1 (Sat.) 5:00 p.m. State Horse Entry Forms **DUE ONLINE**
 14 (Thur.) 5:00 p.m. **ALL 4-H and FFA** County Animal ID’s **DUE** to the Extension Office
ALL 4-H and FFA State Fair Livestock DNA Envelopes **DUE** to the Extension Office
 29 (Sat.) 9:00 a.m. Outdoor Archery Contest - Fairgrounds

July

- 10 (Mon.) 5:00 p.m. **ALL 4-H and FFA** Static, Animal, Clothing Pre-entries **DUE** to the Extension Office
ALL 4-H and FFA YQCA training complete Vaccination records **DUE** for cats, dogs and ferrets



July continued

- 20 (Sat.) 9:00 a.m. Fair Cleanup - Fairgrounds
9:00 a.m. Bicycle Rodeo Contest - Fairgrounds
11:00 a.m. Ice Cream Roll Contest - 4-H Building
- 23 (Tue.) 9:00 a.m. Clothing Construction & Fashion Show Judging - 4-H Building
7:30 p.m. 4-H Night and Performing Arts Contest - 4-H Building
- 25 (Thurs.) 1 p.m.-5 p.m. 4-H Static Check-in - 4-H Building
- 26 (Fri.) 8 a.m.-5 p.m. 4-H Static Check-in - 4-H Building
- 27 (Sat.) 6:30 a.m.-4 p.m. 4-H Food Stand Open
6 a.m.-7 a.m. Horse Show Check-in - Indoor Arena
7:00 a.m. Horse Show - Indoor Arena
8 a.m.-12 p.m. 4-H Static Check-in - 4-H Building
5 p.m.-7 p.m. Poultry & Rabbit Check-in - Annex Building
-  28 (Sun.) 8 a.m.-8 p.m. 4-H Food Stand Open, 4-H Building closed for Judging
8 a.m.-11 a.m. Hog Weigh-in & Check-in - Hog Barn
8:00 a.m. Rabbit Show - Indoor Arena
11:00 a.m. Poultry Show or 30-minutes after Rabbit Show - Indoor Arena
11 a.m.-1 p.m. Goat & Sheep Weigh-in & Check-in - Southside Livestock Barn
1 p.m.-4 p.m. Open Class Exhibit Check-in - 4-H Building
1 p.m.-2:30 p.m. Market Beef Weigh-in & Check-in - Northside Livestock Barn
2:30-3:30 p.m. Breeding Beef Check-in - Northside Livestock Barn
3:30-4 p.m. Feeder & Bucket Calf Check-in, **DUE** Bucket Calf Project Record Book - Northside Livestock Barn
4:30 p.m. Livestock Judging Contest - Indoor Arena
- 29 (Mon.)  7 a.m.-9 p.m. 4-H Food Stand Open, 4-H Building Open
7:00 a.m. Hog Show - Indoor Arena
1:00 p.m. Meat Goat Show - Indoor Arena
4:00 p.m. Sheep Show or 30-minutes after Meat Goat Show - Indoor Arena
- 30 (Tue.) 7 a.m.-9 p.m. 4-H Food Stand Open, 4-H Building Open
8:00 a.m. Beef Show - Indoor Arena
- 31 (Wed.)  7 a.m.-9 p.m. 4-H Food Stand Open
7:30 a.m. Dog Check-in - Vendor and Exhibitor Building
8:00 a.m. Dog Show - Vendor and Exhibitor Building
10:30 a.m. Dog Agility - Indoor Arena
11:30 p.m. Cat & Companion Animal Check-in Indoor Arena
12:00 p.m. Cat & Companion Animal Show or immediately following the Dog Agility Show - Indoor Arena
-  1:30 p.m. 4-H Overall Livestock Showman Contest - Indoor Arena
4:45 p.m. 4-H & FFA Member Group Picture - Indoor Arena
5:00 p.m. Livestock Sale - Indoor Arena
8:00 p.m. Release ALL Static Exhibits - 4-H Building

August

- 1 (Thur.) 1 a.m.-10 a.m. Release ALL Livestock
6 a.m.-10 a.m. Release ALL Poultry & Rabbit
7 a.m.-8:30 a.m. FREE EXHIBITOR & FAMILY BREAKFAST
sponsored by Central City Area Chamber of Commerce
8 a.m.-10 a.m. Release ALL Static Exhibits
12:00 p.m. Extension Office Closed - Fair Recovery
- 2 (Fri.) 8 a.m.-5 p.m. Extension Office Closed - Fair Recovery

4-H AND FFA SUPERINTENDENTS

- Air Pistol, Small Bore, Hunting Skills – *TBD*
- BB Gun & Rifle – *Matt Douglass, Phillip Johnson*
- Beef – *Kane Brandes, Ryan Kucera*
- Beyond the Needle, Fiber Arts, Quilt Quest – *Darcy Ray*
- Bicycle Rodeo – *Jen Myers*
- Cat & Companion Animal – *Mollie Nielsen*
- Clover Kids – *Jr. Leaders*
- Consumer & Family Science, Citizenship & Entrepreneurship, Safety, Photography – *Nikki Ferraro*
- Dog – *Kim & Travis Stuhmer*
- Fashion Show – *Kendra Jefferson, Jamie Wright*
- FFA – *Payden Woodruff, Jessica Brondel, Alex Stocker, Katie Hornung*
- Food & Nutrition – *Angela Blomstedt*
- Herdsmanship – *TBD*
- Hog – *Brian Jefferson, Isaac Jefferson*
- Home Environment – *Kelly & Doug McHargue*
- Horse – *Russ & Carolyn Kucera*
- Indoor Archery – *Sara Umstead, Brian Thomas*
- Livestock Judging Contest – *Payden Woodruff, Darcy Ray, Alex Stocker*
- Meat Goat & Sheep – *Craig Nelson, Jon Root*
- Outdoor Archery – *Aaron Blanchard*
- Overall Livestock Showman – *Alex Stocker, Chase Samuelson*
- Plant Science – *Bailey Jefferson*
- Rabbits & Poultry – *Mollie Nielsen*
- Sewing for Fun, STEAM Clothing 1, 2, 3, – *Amy Greving, Nicole Greving*
- Shotgun – *Craig Nelson, Aaron Heins*
- STEM & Conservation – *Beth Johnson*

THANK YOU TO THE FOLLOWING BUSINESSES & INDIVIDUALS FOR SPONSORING 2023 AWARDS & INCENTIVES

- AKRS Equipment
- Albert Acres Cattle Company
- Bank of Clarks
- Bill and Missy Hillmer Family
- Bill's Volume Sales
- Brandes Brothers, LLC
- Brian and Kendra Jefferson
- Central City FFA
- Central City Mall
- Central City Scale
- Central City Veterinary Clinic
- Central True Value Hardware
- Christensen Cattle Co.
- Citizens Bank & Trust Co.
- Cornerstone Bank
- Darrel Widman In Memory of Twila Widman
- Dennis & Vicki Valentine
- Dinsdale Bros. Inc.
- Dinsdale Express LLC
- Dr. Jerome and Doris Gacke
- Eagles Club
- Earl & Harriet Meyer Family Memorial
- Eye Care Associates
- Farm Bureau Insurance Shannon Hannappel
- Fontanelle
- Four Seasons Ag, Inc.
- Fowl Creek Farms
- Furred & Feather Rabbits & Poultry
- Gary Bader & Sons, LLC
- Green Plains Renewable Energy Central City LLC
- Greg & Karen Senkbile
- Grosshans Inc.
- H&L Buildings
- Heath & Jessica Reimers
- JAG Acres, Inc.
- Janovec Memorial
- Judi Samuelson
- Justin & Hillary Ferris Family
- Linda Gilson Memorial
- Marilyn Heins
- Matt & Becky Mottl
- Merrick Foundation, Inc.
- Merrick Medical Attn: Kendra Jefferson
- Mike & Tricia Schuller
- Miller Cattle Co.
- Mr. K Angus and T & E Angus
- Agricultural Institute of Nebraska Husker Harvest Days
- Nelson Brothers Fencing
- Palmer Local Market
- Platte River Riders 4-H Horse Club
- Nona Lechtenberg
- Root-Collins Club Lambs
- Runza Attn: Rex and Noah Luebbe
- Schank Memorial
- Silver Creek Mini Mart
- Simonson Show Goats
- State Farm Insurance
- Stoltenberg Irrigation, Inc.
- Sullivan Agency
- Supernaw Law Office
- The Dentist
- Tom & Eve Reimers
- Trav's U-Save Pharmacy
- Trico Heating and Air
- Vlcek Gardens, Inc.
- Walts Aerial Spraying
- Wegner Monument
- Wert Show Lambs
- You Are Worth It LLC

PHOTOGRAPHY

Superintendent Nikki Ferraro

PHOTOGRAPHY -The purpose of this project area is to establish basic to advanced knowledge of and abilities in using photographic equipment, lighting, and composition to capture images, express feelings and communicating ideas. Participants can work through the three project levels, progressing from basic to advanced photography skills and techniques.

RULES:

- 1) 4-H members are allowed to exhibit in only one photography level.
- 2) An image may only be used on one exhibit with the exception of Portfolio which may include images entered in other classes.
- 3) Cameras-Photos may be taken with any type of film or digital camera, including phones, tablets, and drones.
- 4) Photos must be shot by the 4-H member during the current project year with the exception of Portfolios which may include images captured and/or exhibited in previous years.
- 5) Securely attach photos, mats, backing, and data tags. Exhibits that are poorly attached may be disqualified. Do not use photo corners, borders, or place coverings over the exhibits.
- 6) **Portfolios** - All portfolios must include the following information: 1) 1-page max bio, 2) table of contents, 3) year each photo was taken, 4) title for each image, 5) device make and model used to capture each image, and 6) reflections for each photo. When writing reflections, youth should focus on what new photography techniques or skills they were practicing when they took the photo, what makes the image successful, and what could have been done to improve the image. Portfolios may be presented in either print or digital formats:
 - a) Printed portfolios should be presented in an 8.5x11 three-ring binder or similar book format. Recommended photo size is 8x10. Matting is not necessary.
 - b) Digital portfolios may be presented online and must be exhibited along with a single 8½x11 flyer. Flyers must include a link, URL, or QR code that takes users (judges and fairgoers) to their online portfolio.
- 7) **Display Exhibits** –Displays consist of three 4x6 photos mounted on a single horizontal 11x14 black or white poster or matboard. Incorrect sizes will not be accepted. No foam board backing should be used. Each photo in the display must be numbered using a pencil. Numbers should be readable but not distract from the overall display. No titles, captions, or stick-on numbers will be allowed. Photos may be mounted vertically or horizontally. Appropriate data tags are required (see data tag rules).
- 8) **Print Exhibits** – All print exhibits for both Unit II and III must be 8x10 prints mounted in 11x14 (outside size) cut matting with a sandwich mat board backing. No foam board should be used for matting or backing. Mat openings may be rectangular or oval. Photos may be horizontal or vertical. No frames are allowed. Appropriate unit data tags are required (see data tag rules).
- 9) **Data Tags** – are required on all print and display exhibits. Data tags are not required for portfolios. Each exhibit must have the appropriate number and level of data tags as outline below. Data tags should be securely attached to the back of the exhibit. Current data tags and help sheet are available at <https://go.unl.edu/ne4h-photography>
 - a) Level 2 Prints - All Level 2 prints must have a Level 2 Data Tag.
 - b) Level 2 Displays: Each photo of the display must include a separate Level 2 Data Tag. Data Tags should be numbered with the corresponding photo's number.
 - c) Level 3 Prints: All Level 3 prints must have a Level 3 Data Tag

Get to know your camera; Practice keeping camera steady and level; Practice taking photos, noticing natural light; Notice shadows and their potential in photography; Practice using natural light from several different directions; Practice using flash for fill, solving red-eye problems; Evaluate background, middle-ground, and foreground when taking photos; Practice filling the frame with the subject; Practice eliminating background clutter in photos; Practice using different viewpoints and perspectives in photos; Compose creative, unusual photos; Compose variety of selfies; Take photos of people, places, and things; Sequence photos to tell a story; Create black and white photos; Evaluate photos using critical thinking; Get to know your camera's capabilities using zoom; Practice using different lens filters; Practice using light to portray a specific mood; Practice taking photos of reflections; Practice taking photos without the flash feature on your camera; Practice using the Rule of Thirds and the Rules of the Golden Triangle and the Golden Rectangle; Practice taking photos from different points of view/perspectives; Practice creating photos with interesting negative spaces; Practice capturing unposed, candid shots of a subject or event; Practice taking photos of "bits and pieces" of ordinary objects to create a work of art; Practice using a camera to create a panorama; Use color to create photos that are cool warm, monochromatic, contrasting, and/or complementary; Practice taking photos with a specific purpose in mind to teach, instruct, or sell a product or service; Evaluate photos that represent body of work; Get to know your camera's capabilities using the mode dial; Practice capturing a focal point understanding how camera equipment and depth of field effects the photo; Practice taking photos in low-light situations; Practice taking photos that help you get the correct exposure; Practice taking silhouettes; Practice composing photos that include geometric shapes and interesting framing; Practice composing photos that break photography "rules"; Practice taking still-life photos; practice capturing portraits showing a person's character and personality; Practice taking photos of interesting shapes, patterns, and textures; Practice capturing photos where the subject is in motion; Practice taking photos that are outside the normal limits: astrophotography, underwater, infrared; Practice creating creative joiners; Evaluate photos that represent body of work

PREMIUM: Purple \$2.00; Blue \$1.50; Red \$1.00; White \$.50

PHOTOGRAPHY BASICS- One entry per class number.

- 1) Get to know your camera; Practice keeping camera steady and level; Practice taking photos, noticing natural light; Notice shadows and their potential in photography; Practice using natural light from several different directions; Practice using flash for fill, solving red-eye problems; Evaluate background, middle-ground, and foreground when taking photos; Practice filling the frame with the subject; Practice eliminating background clutter in photos; Practice using different viewpoints and perspectives in photos; Compose creative, unusual photos; Compose variety of selfies; Take photos of people, places, and things; Sequence photos to tell a story; Create black and white photos; Evaluate photos using critical thinking

B-180-010. Picture display - entry will consist of five pictures (4x6 or 5x7). The 4-H member will exhibit ONE PICTURE FROM FIVE DIFFERENT CATEGORIES. Categories to be selected from include: 1) animal, 2) buildings, 3) people, 4) landscape, 5) special effects, 6) still life, 7) sports. Display must be mounted on a 14x22" poster board.

B-180-011. Picture Story Series - an entry will consist of a series of five to seven pictures which tell a photo story and should have a photographic introduction, a body, and a conclusion, all done with pictures. Each photograph should show a definite step. Display must be mounted on a 14x22" poster board. Imagination and variety are encouraged.

B-180-012. Photograms - an entry will consist of one photogram developed on 8x10" black and white photographic paper, mounted in 11x14" cut matting with sandwich backing. Entry will be judged on creativity, use of shapes, texture, black to white color variance, correct exposure, and composition.

B-180-013. Panorama Exhibit - Entry will consist of an arrangement of 3 or more pictures connected to show a wide angle of a subject. Panorama displays must be mounted on a horizontal 14x22" poster board. Pictures may have some overlap. Unwanted excess can be cropped.

B-180-014. Lighting Display - Entry will consist of 5 pictures. The 4-Her will exhibit one picture from 5 different photography techniques. Categories to be selected from include 1) backlighting, 2) diffuse lighting, 3) front lighting, 4) side lighting, 5) flash (artificial light). Display must be mounted on a 14x22" poster board.

B-180-015. Picture Display - Entry will consist of 5 pictures. The 4-Her will exhibit one picture from 5 different photography techniques. Categories to be selected from include 1) vertical framing, 2) horizontal framing, 3) close up, 4) different viewpoint, 5) trick photography, 6) simple background. Display must be mounted on a 14x22" poster board.

B-180-016. Building/Landscape Picture Display - entry will consist of 5 pictures of 5 different subjects which include buildings and landscape. Display must be mounted on a 14x22" poster board.

B-180-017. People/Animals Picture Display - entry will consist of 5 pictures of 5 different subjects which include people and animals. Display must be mounted on a 14x22" poster board.

B-180-018. Special Effects, Still Life, or Sports Picture Display - entry will consist of 5 pictures of 5 different subjects showing special effects, still life, and/or sports in any combination. Display must be mounted on a 14x22" poster board.

B-180-019. My Favorite Other Picture - any other favorite photo. Exhibit may range in size from 3x5" to 8x10" mounted in appropriate size cut matting (no frames) with a sandwich mat-board backing (not foam board).

B-180-020. Digitally Edited photo- Submit a 5x7 original photo and 5x7 edited photo on an 8½x11 poster board. State the program used to edit the photo.

The following exhibits may range in size from 3x5" to 8x10" mounted in appropriate size cut matting (no frames) with a sandwich mat-board backing (not foam board).

B-180-021. Fun with Shadows Display or Print-Photos should capture interesting or creative use of shadows

B-180-022. Get in Close Display or Print-Photo should capture a close-up view of the subject or object.

B-180-023. Bird's or Bug's Eye View Display or Print-Photo should capture an interesting viewpoint of a subject, either from above (bird's eye view) or below (bug's eye view).

- B-180-024.** Tricks and Magic Display or Print—Photos should capture visual trickery or magic. Trick photography require creative compositions of objects in space and are intended to trick the person viewing the photo. For example, if someone is standing in front of a flower pot, the pot might not be visible in the image, making it look as if the flowers are growing out of the person’s head.
- B-180-025.** People, Places, or Pets with Personality Display or Print—Photos should have a strong focal point, which could be people, places, or pets. Photos should capture the subject’s personality or character. Photos may be posed or un-posed.
- B-180-026.** Black and White Display or Print—Photos should create interest without the use of color. Photos should show strong contrast and/or textures. Photos may be captured in black and white or captured in color and edited to black and white.
- B-180-027.** Challenging Photo Exhibit: Telling a Story Display—Exhibit will include three photos which tell a story without words. Photos may show something being created, destroyed, consumed, moving, or growing. Photos should capture the beginning, middle, and end of a single story, project, or event. Display will consist of three 4x6 photos mounted on a single horizontal 11x14 black or white poster or mat board. Each photo in the display must be numbered using a pencil. Numbers should be readable but not distracting from the overall display. No titles, captions, or stick-on numbers are allowed. Photos may be mounted vertically or horizontally. Data tags are required for each photo in the display.

NEXT LEVEL PHOTOGRAPHY- One entry per class number.

- 1) Level 2 photographers should be utilizing all the skills and techniques they have developed thus far in their photography careers, especially topics covered in Book 1 Photography Basics and Book 2 Next Level Photography.
- 2) Get to know your camera's capabilities using zoom; Practice using different lens filters; Practice using light to portray a specific mood; Practice taking photos of reflections; Practice taking photos without the flash feature on your camera; Practice using the Rule of Thirds and the Rules of the Golden Triangle and the Golden Rectangle; Practice taking photos from different points of view/perspectives; Practice creating photos with interesting negative spaces; Practice capturing unposed, candid shots of a subject or event; Practice taking photos of "bits and pieces" of ordinary objects to create a work of art; Practice using a camera to create a panorama; Use color to create photos that are cool warm, monochromatic, contrasting, and/or complementary; Practice taking photos with a specific purpose in mind to teach, instruct, or sell a product or service; Evaluate photos that represent body of work

***B-181-010.** LEVEL 2 PORTFOLIO: Level 2 portfolios should represent the photographer's best work and must include 5-7 different images from the 4-H member's photography career. At least 2 images must have been taken during the current year. The remaining images may have been taken at any time during the member's 4-H experience and may have been previously exhibited. Portfolios may include photos which are exhibited in other Level 2 classes during the same year. Portfolios must include: 1) 1-page max bio, 2) table of contents, 3) year each photo was taken, 4) title for each image, 5) device make and model used to capture each image, and 6) reflections for each image. When writing reflections, youth should focus on what new photography techniques they were practicing when they took the photo, what makes the image successful, and what could have been done to improve the image.

***B-181-020.** CREATIVE TECHNIQUES & LIGHTING DISPLAY OR PRINT: Photos should capture a creative use of lighting, such as diffused lighting, backlighting, or hard lighting, reflections, or another lighting technique covered in Book 2 Next Level Photography (Activity 3, 4, 5)

***B-181-030.** CREATIVE COMPOSITION DISPLAY OR PRINT: Photos should capture a creative composition using the Rule of Thirds, Golden Triangle, Golden Rectangle, or another composition technique covered in Book 2 Next Level Photography. (Activity 6, 7, 8, 9)

***B-181-040.** ABSTRACT PHOTOGRAPHY ACTION DISPLAY OR PRINT: Photos should be abstract or capture a small piece of a larger subject. Abstract photos may not look like anything in particular but should be able to capture a viewer's attention. (Activity 11)

***B-181-050.** CANDID PHOTOGRAPHY DISPLAY OR PRINT: Candid photos should capture a special moment or meaningful interaction. Photos should be un-posed. (Activity 10)

***B-181-060.** EXPRESSION THROUGH COLOR DISPLAY OR PRINT: Photos should capture a creative use of color or a color scheme, such as complementary, contrasting, monochromatic, warm, cool, primary, secondary, or tertiary. (Activity 13)

MASTERING PHOTOGRAPHY- One entry per class number.

- 1) Level 3 photographers should be exploring and experimenting with advanced techniques. This may include but does not necessarily require using an SLR camera, manual adjustments, or other advanced equipment. Level 3 photographers should be utilizing all the skills and techniques they have developed throughout their photography career, especially topics covered in Book 1 Photography Basics, Book 2 Next Level Photography, and Book 3 Mastering Photography.
- 2) Get to know your camera's capabilities using the mode dial; Practice capturing a focal point understanding how camera equipment and depth of field effects the photo; Practice taking photos in low-light situations; Practice taking photos that help you get the correct exposure; Practice taking silhouettes; Practice composing photos that include geometric shapes and interesting framing; Practice composing photos that break photography "rules"; Practice taking still-life photos; practice capturing portraits showing a person's character and personality; Practice taking photos of interesting shapes, patterns, and textures; Practice capturing photos where the subject is in motion; Practice taking photos that are outside the normal limits: astrophotography, underwater, infrared; Practice creating creative joiners; Evaluate photos that represent body of work

***B-182-010.** LEVEL 3 PORTFOLIO: Level 3 portfolios should represent the photographer's best work. Level 3 portfolios must include 9-11 images from the 4-H member's photography career. At least 3 images should be from the current year. The remaining images may have been taken at any time during the member's 4-H experience and may have been previously exhibited. Portfolios may include photos which are exhibited in other Level 3 classes during the same year. Portfolios must include: 1) 1-page max bio, 2) table of contents, 3) year each photo was taken, 4) title for each image, 5) device make and model used to capture each image, and 6) reflections for each image. When writing reflections, youth should focus on what new photography techniques or skills they were practicing when they took the photo, what makes the image successful, and what could have been done to improve the image.

- *B-182-020.** ADVANCED TECHNIQUES & LIGHTING PRINT: Photos should show an experimentation or exploration of advanced lighting, such as low-light or silhouette photography or another advanced photography technique, such as astrophotography, underwater photography, or infrared photography. (Activity 3, 4, 5, or 12)
- *B-182-030.** ADVANCED COMPOSITION PRINT: Photos should show advanced compositions, such as using diagonal, horizontal, or vertical lines or repeating shapes to frame a subject or lead the viewers eye through a scene; breaking the rule of thirds to compose a discordant image; or another advanced composition technique covered in Book 3 Mastering Photography (Activity 6, 7)
- *B-182-040.** PORTRAIT PRINT: A great portrait captures not only a person's physical image, but also something of the person's character or personality. Photos may be either formal or informal but must be of one or more human subjects. (Activity 9)
- *B-182-050.** STILL LIFE PRINT: Photos should capture non-moving objects that have been arranged in an interesting way. Photos should demonstrate advanced control over lighting and composition. (Activity 8)
- *B-182-060.** FREEZE/BLUR THE MOMENT PRINT: Photos should capture a subject in motion. Photographers should adjust shutter speed to either freeze or blur the movement. (Activity 11)

THEATER ARTS - one entry per class number.

PREMIUM: Purple \$1.50; Blue \$1.25; Red \$1.00; White \$.50

M-300-001. Costume - Made or decorated by 4-Her for use in a theater arts production. Costume could be for self or others. Include a written explanation of the following a) How has (or will) the costume be used in a theater arts production? b) What did you learn while making the costume? c) Did you encounter rewards/challenges while making this costume? If so, what were they?

M-300-002. Portfolio - A collection of photographs, sketches or other samples illustrating the theater arts learnings such as costume design, stage make-up, written scripts, set design or other related learnings.

M-300-003. Script - A script written by 4-Her for a play, musical, skit, puppet show or other type of theater arts production.

M-300-004. Acting Portfolio - A collection of photographs of the 4-Her acting in a play. Include a written description of the photos.