

TABLE OF CONTENTS

Fair Rules & Regulations	2-3
Calendar of Events	4-5
Superintendents & Sponsors	6
4-H Livestock Rules & Regulations	7
Herdsmanship, Rate of Gain, Hard Luck	8
Beef	9-10
Meat Goats	10-11
Sheep	11-12
Hogs	12
Horse	13-14
4-H Overall Livestock Showman	14
Poultry	14-15
Rabbits	15
Companion Animals	15-16
Cat	16
Dog	16-17
Veterinary & Animal Science	17
Flops	18
Science, Technology, Engineering & Math	18-25
<i>(Rockets, Computers, Robotics, Electricity, Geospatial, Woodworking, Welding, Energy)</i>	
Conservation, Wildlife & Shooting Sports	25-31
<i>(Wildlife, Harvesting, Shooting Sports, Other Natural Resources, Entomology, Forestry)</i>	
Plant Science	32-38
<i>(Horticulture, Floriculture, Houseplants, Landscape, Range, Agronomy, Weed Science)</i>	
Safety	39
Food & Nutrition	40-43
Consumer & Family Science	43-46
<i>(Human Development, Consumer Management)</i>	
Clothing	46-51
<i>(General Clothing, Sewing for Fun, STEAM, Knitting, Crocheting, Weaving, Quilt Quest)</i>	
Fashion Show	52-53
Home Environment (Home Design and Restoration)	53-57
<i>(Heirloom Treasures, Design Decisions, Design My Place, Visual Arts, Heritage)</i>	
Citizenship & Entrepreneurship	57-59
<i>(You Design It, 4-H Afterschool)</i>	
Photography	59-62
<i>(Theater Arts)</i>	
Contests	62-66
<i>(Shooting Sports, Communication, Performing Arts, Bicycle Rodeo, Ice Cream, Livestock Judging)</i>	
Clover Kids	66-67
Clover Kids Contests	67
FFA	68
Open Class	69

**WELCOME TO
2024 MERRICK COUNTY FAIR
JULY 27 - 31
4-H, FFA & OPEN CLASS EXHIBITS**

Merrick County Fairboard-308-940-0884

Merrick County Extension Office-308-946-3843

**YOUR MERRICK COUNTY AGRICULTURAL
AND FAIR ASSOCIATION**

Russ Kucera.....President
Isaac Jefferson.....Vice President
Troy Wells.....Secretary
Brad Wells.....Treasurer

BOARD OF DIRECTORS

Dale Nielson Jr.
Aaron Huston
Eric Frauen
Josh Trumblee
Jake Etherton
Kelly Brandes
Matt Myers
Jess Brandes
Ryan Grigsby
Tim Williams
Mikaela Stuart

MERRICK COUNTY EXTENSION STAFF

Emily Soll, Extension Educator
Steve Melvin, Extension Educator
Cindie Hostler, Office Manager
Kara L. Wells, Extension Assistant
Sherry Siwinski, Office Aide

FAIR SUPERINTENDENTS

Emily Soll- 4-H Division
Miriam Wells – Open Class Farm Produce
Theresa Lawrence and Eddra Ritta – Open Class Floral
Karen Knight-Kutschkau and Jean Waggoner – Open Class
Needlework, Fine Arts & Misc.
Marie Jensen - Open Class Foods and Preservation
Mollie Nielsen - Open Class Poultry and Rabbits

2024 MERRICK COUNTY 4-H COUNCIL

Justin Ferris, President
Matt Mottl, Vice President
Shanien Schmierer, Secretary
Heath Reimers, Treasurer
Ryan Kucera, East Representative
Chase Samuelson, West Representative
Valerie Morrison, Central Representative
Jen Myers, At-Large Representative
Kayden Tyan, Jr. Leader East Representative
Lane Mottl, Jr. Leader West Representative
Londyn Fisher, Jr. Leader Central Representative
Brady Myers, Jr. Leader At-Large Representative

MERRICK COUNTY 4-H AMBASSADORS

Keir Albert 2023-2024
Shelby Hostler 2023-2024
Makenna Mottl 2024-2025
Chloe Jefferson 2024-2025

**RULES AND REGULATIONS
MERRICK COUNTY'S 73rd
FREE FAIR**

- 1) Exhibits will get their entry card at each department where they wish to enter articles.
- 2) Open Class entries should be made **Sunday, July 28, 1:00 - 4:00 p.m.**
- 3) 4-H static exhibits will be entered on **Thursday, July 25, 1:00 p.m. - 5:00 p.m., Friday July 26, 8:00 a.m.-5:00 p.m., and Saturday, July 27, 8:00 a.m. - 12:00 p.m.**
- 4) Livestock exhibits will be entered **Sunday, July 28**
 - Youth poultry and rabbits must be in place by 4:00 p.m. on **Saturday, July 27.**
 - Youth hogs must be in place by 11:00 a.m.
 - Youth sheep and goats must be in place by 1:00 p.m.
 - Youth market beef must be in place by 2:30 p.m.
 - Youth breeding beef must be in place by 3:30 p.m.
 - Youth bucket calves must be in place by 4:00 p.m.
- 5) No ribbon will be given out until animals are properly checked-in with the superintendent of that area. Animals are judged according to merit.
- 6) All livestock owners will have their pens cleaned by 8:00 a.m. each day and put pen cleanings in the designated area.
- 7) Exhibit building will be open Monday, Tuesday, and Wednesday from 8:00 a.m. - 9:00 p.m.
- 8) 4-H Static Exhibits may begin release at 8 p.m. on Wednesday. 4-H Livestock must not be removed until after midnight. Open Class exhibits will be released from 8:00 a.m. - 10:00 a.m. on Thursday. Premiums will be paid at that time for Open Class only.

4-H AND FFA DEPARTMENT

- 1) It is the policy of the University of Nebraska - Lincoln, Institute of Agriculture and Natural Resources and Merrick County 4-H Council not to discriminate based on sex, age, handicap, race, color, religion, marital status, veteran status, national or ethnic origin or sexual orientation.
- 2) All exhibits are at the exhibitor's risk. The Merrick County Ag Society and Merrick County 4-H Council are not responsible for any damage, loss or death to an exhibit or animal.
- 3) If a project item or animal is shown at another county's fair as a 4-H or FFA project, it is **NOT** eligible for competition in Merrick County. It will be disqualified.
- 4) Judges will place awards based on merit. They will be instructed to use the group method similar to the plan followed by the Nebraska State Fair, whereby exhibits of nearly equal merit will receive equal ribbons. The judge's decision will be final in all classes. Awards will be given according to the rules and regulations set forth in this premium list.

Purple - Superior Blue - Excellent Red - Good White - Needs Improvement Orange- Flops Lime Green- Afterschool Project

- 5) **4-H AGE REGULATIONS** - The age regulations for Merrick County 4-H membership as determined by the Merrick County 4-H Executive Council shall be that a member must be 8 years of age on December 31st of the previous year (turn 9 during the current year) and the last year of eligibility is 4-H age 18 on December 31st (or the calendar year the member becomes 19).
- 6) FFA members may exhibit livestock until the age of 21. Enrollment must be confirmed with the FFA Advisor. Annual quality assurance training through Youth for the Quality Care of Animals (YQCA) must be completed online at yqca.org by July 10.
- 7) 4-H and FFA members show together in livestock, crops, and plant science. The total number of animals shown is indicated at the beginning of each species area. 4-H and FFA will follow the rules according to this fairbook.

CLOVER KIDS GUIDELINES: Clover Kids classes can be found on page 66.

- a) The 4-H Clover Kid Program is for youth between the ages 5-7 years old by January 1 of the current calendar year. 4-H Clover Kid exhibitors must be enrolled as a 4-H member by June 15.
- b) Clover Kid animal exhibits are to be no more than six months of age and no more than 350 pounds at time of show, with the exception of small animals (dog, cat, etc.) Age, size, and temperament of animal projects must be appropriate for the exhibitor's age and size. Clover Kids will only show in showmanship classes, no market or breeding classes. The horse project is not available for Clover Kids.
- c) Clover Kids may exhibit at the county fair and participate in 4-H contests receiving special ribbons with a premium of \$1.00. However, they will not be eligible for participation in the Livestock Sale, and will not be considered for any incentive, championship, trophy, medal, or plaque competition on an individual basis. They will be considered as part of a club competition in such activities as herdsmanship, performing arts or club contest.

ELIGIBILITY REQUIREMENTS FOR EXHIBITORS: An exhibitor must be a 4-H member enrolled in the project they are exhibiting.

- 8) All 4-H exhibits that do not conform to the specs, rules and regulations set forth in this premium list will drop one ribbon placing.
- 9) Be sure to check the number of entries per project and entry number for each division. **All projects other than livestock have only one entry per class number.**
- 10) Premiums will be paid when the 4-H member submits a completed Achievement Application to the Ext. Office **by October 1**. Premium money will be available at the year-end 4-H Achievement Celebration. If premium money is not picked up by Dec 1, monies will be turned back to the Merrick County Ag Society.
- 11) An * indicates an exhibit is eligible for State Fair. All items eligible for State Fair must receive a purple ribbon. The last year of eligibility is the calendar year the member becomes 19 years of age.
- 12) All exhibitors showing any animals are required to wear the required 4-H/FFA T-Shirt, black/blue jeans, and closed toe shoes. Hats, caps or other headgear are prohibited. Exhibitors in the horse show will wear a long white sleeve shirt or blouse, dark blue jeans, boots, hat and a 4-H armband. The 4-H armband may be purchased for \$3.00.
- 13) An exhibit or exhibitor must be at least purple ribbon quality before a rosette or award is awarded, and the judge must deem it worthy of the award.
- 14) Substance Abuse - Use or possession of tobacco, alcoholic beverages, or drugs (except for medical purposes) by any exhibitor who is participating in 4-H/FFA at the Merrick County Fair will result in immediate disqualification of that exhibitor's entry.

15) PROTESTS

- a) The respective division superintendent has the authority to make appropriate decisions based on the Premium List, and these will be adhered to by all.
- b) A committee shall be appointed to serve as a protest group. They will meet daily if needed to act upon concerns. All protests must be submitted in writing and signed. Written protests must be submitted to the Extension Educator. He/She will then convene the committee for their deliberation.
- c) The written protest must include: **1)Names of persons involved. 2)Nature of concerns. 3)Situation and documentation. 4)Recommendations for correction. 5)Specific action, rule, etc. in question. 6)Additional persons committee may contact for further clarification. (two Fairboard, two 4-H Council) 7)Procedures and/or steps carried out by person involved prior to submission to the Extension Educator.**
- d) The committee will review the written protest. They may discuss the situation with affected persons and show officials to include county fair management if appropriate, to make a final decision. The committee will recommend appropriate action to management in writing. The recommendations will be followed and communicated both verbally and in writing to the group or individual affected.
- e) In case of protest the exhibitor may be allowed to show but results of showing will be subject to change based on the outcome of the protest process. This allows for smooth operation of the show and facilitates appropriate processing.
- f) The management reserves the right to withhold premium and/or award. The exhibitor may also be excluded from the show if action warrants.
- g) The appeals process is limited to the 4-H/FFA exhibitor, 4-H/FFA parent or registered 4-H volunteer leader.
- h) Protests will not be accepted after the exhibit is released from the 4-H Division.

- 16) **Member/Parent Code of Conduct**-Character Development is the cornerstone of the 4-H program, and therefore we expect all people involved with the 4-H program to exemplify the six pillars of character, which are Trustworthiness, Respect, Responsibility, Fairness, Caring, and Citizenship. Please make yourself aware of these expectations.
- Treat members, parents, Extension staff, judges and others with respect, courtesy and consideration. Avoid and prevent put-downs, insults, name-calling, yelling and other verbal and non-verbal conduct likely to offend, hurt or set a bad example.
 - Model kindness and compassion for others and be a team member, discouraging selfishness.
 - Practice fair-mindedness by being open to ideas, suggestions, and opinions of others.
 - Obey laws and rules as an obligation of being a good citizen, and promote the responsible treatment of animals and stewardship of the environment.
 - Provide and maintain a safe environment, not carelessly or intentionally harming youth or adults in any way: verbally, mentally, or physically.

UNIVERSITY OF NEBRASKA - LINCOLN ACCOMMODATIONS

The University of Nebraska-Lincoln is committed to providing accommodations necessary to allow individuals with disabilities to function effectively and safely while participating in 4-H events. If you believe you may need accommodation, please contact Faculty/Staff Disability Services at access@unl.edu or call 402-472-3417.

UNIVERSITY OF NEBRASKA - EEO STATEMENT

Nebraska Extension is a Division of the Institute of Agriculture and Natural Resources at the University of Nebraska-Lincoln cooperating with the Counties and the United States Department of Agriculture. The 4-H Youth Development program abides with the nondiscrimination policies of the University of Nebraska - Lincoln and the United States Department of Agriculture.

**4-H PRE-FAIR ACTIVITIES AND
2024 MERRICK COUNTY FAIR**

All dates, times, and contest/show formats are subject to change.

February

- 13 (Tues.) 6:00 p.m. Junior Indoor Archery Contest - 4-H Building
 18 (Sun.) 1:30 p.m.-4:30 p.m. Market Beef Rate-of-Gain Weigh-Day - Central City Vet Clinic
 20 (Tues.) 6:00 p.m. Intermediate & Senior Indoor Archery Contest - 4-H Building

March

- 2 (Sat.) 2:00 p.m. Air Rifle Contest - 4-H Building

April

- 1 (Mon.) 6:30 p.m. Communication Contest - 4-H Building
 27 (Sat.) 1:00 p.m. Shotgun Contest - Sportsman’s Club

May

- 16 (Thurs.) 5 p.m.-7 p.m. Market Sheep & Goat Rate-of-Gain Contest Weigh-in - Indoor Arena
 31 (Fri.) 5:00 p.m. State Horse ID’s and Levels Testing **DUE** to the Ext. Office

June





- 1 (Sat.) 5:00 p.m. State Horse Entry Forms **DUE ONLINE**
 14 (Thur.) 5:00 p.m. **ALL 4-H and FFA** County Animal ID’s **DUE** to the Extension Office
ALL 4-H and FFA State Fair Livestock DNA Envelopes **DUE** to the Extension Office
 29 (Sat.) 9:00 a.m. Outdoor Archery Contest - Fairgrounds

July

- 10 (Mon.) 5:00 p.m. **ALL 4-H and FFA** Static, Animal, Clothing Pre-entries **DUE** to the Extension Office
ALL 4-H and FFA YQCA training complete Vaccination records **DUE** for cats, dogs and ferrets



July continued

- 20 (Sat.) 9:00 a.m. Fair Cleanup - Fairgrounds
9:00 a.m. Bicycle Rodeo Contest - Fairgrounds
11:00 a.m. Ice Cream Roll Contest - 4-H Building
- 23 (Tue.) 9:00 a.m. Clothing Construction & Fashion Show Judging - 4-H Building
7:30 p.m. 4-H Night and Performing Arts Contest - 4-H Building
- 25 (Thurs.) 1 p.m.-5 p.m. 4-H Static Check-in - 4-H Building
- 26 (Fri.) 8 a.m.-5 p.m. 4-H Static Check-in - 4-H Building
- 27 (Sat.) 6:30 a.m.-4 p.m. 4-H Food Stand Open
6 a.m.-7 a.m. Horse Show Check-in - Indoor Arena
7:00 a.m. Horse Show - Indoor Arena
8 a.m.-12 p.m. 4-H Static Check-in - 4-H Building
5 p.m.-7 p.m. Poultry & Rabbit Check-in - Annex Building
-  28 (Sun.) 8 a.m.-8 p.m. 4-H Food Stand Open, 4-H Building closed for Judging
8 a.m.-11 a.m. Hog Weigh-in & Check-in - Hog Barn
8:00 a.m. Rabbit Show - Indoor Arena
11:00 a.m. Poultry Show or 30-minutes after Rabbit Show - Indoor Arena
11 a.m.-1 p.m. Goat & Sheep Weigh-in & Check-in - Southside Livestock Barn
1 p.m.-4 p.m. Open Class Exhibit Check-in - 4-H Building
1 p.m.-2:30 p.m. Market Beef Weigh-in & Check-in - Northside Livestock Barn
2:30-3:30 p.m. Breeding Beef Check-in - Northside Livestock Barn
3:30-4 p.m. Feeder & Bucket Calf Check-in, **DUE** Bucket Calf Project Record Book - Northside Livestock Barn
4:30 p.m. Livestock Judging Contest - Indoor Arena
- 29 (Mon.)  7 a.m.-9 p.m. 4-H Food Stand Open, 4-H Building Open
7:00 a.m. Hog Show - Indoor Arena
1:00 p.m. Meat Goat Show - Indoor Arena
4:00 p.m. Sheep Show or 30-minutes after Meat Goat Show - Indoor Arena
- 30 (Tue.) 7 a.m.-9 p.m. 4-H Food Stand Open, 4-H Building Open
8:00 a.m. Beef Show - Indoor Arena
- 31 (Wed.)  7 a.m.-9 p.m. 4-H Food Stand Open
7:30 a.m. Dog Check-in - Vendor and Exhibitor Building
8:00 a.m. Dog Show - Vendor and Exhibitor Building
10:30 a.m. Dog Agility - Indoor Arena
11:30 p.m. Cat & Companion Animal Check-in Indoor Arena
12:00 p.m. Cat & Companion Animal Show or immediately following the Dog Agility Show - Indoor Arena
-  1:30 p.m. 4-H Overall Livestock Showman Contest - Indoor Arena
4:45 p.m. 4-H & FFA Member Group Picture - Indoor Arena
5:00 p.m. Livestock Sale - Indoor Arena
8:00 p.m. Release ALL Static Exhibits - 4-H Building

August

- 1 (Thur.) 1 a.m.-10 a.m. Release ALL Livestock
6 a.m.-10 a.m. Release ALL Poultry & Rabbit
7 a.m.-8:30 a.m. FREE EXHIBITOR & FAMILY BREAKFAST
sponsored by Central City Area Chamber of Commerce
8 a.m.-10 a.m. Release ALL Static Exhibits
12:00 p.m. Extension Office Closed - Fair Recovery
- 2 (Fri.) 8 a.m.-5 p.m. Extension Office Closed - Fair Recovery

4-H AND FFA SUPERINTENDENTS

- Air Pistol, Small Bore, Hunting Skills – *TBD*
- BB Gun & Rifle – *Matt Douglass, Phillip Johnson*
- Beef – *Kane Brandes, Ryan Kucera*
- Beyond the Needle, Fiber Arts, Quilt Quest – *Darcy Ray*
- Bicycle Rodeo – *Jen Myers*
- Cat & Companion Animal – *Mollie Nielsen*
- Clover Kids – *Jr. Leaders*
- Consumer & Family Science, Citizenship & Entrepreneurship, Safety, Photography – *Nikki Ferraro*
- Dog – *Kim & Travis Stuhmer*
- Fashion Show – *Kendra Jefferson, Jamie Wright*
- FFA – *Payden Woodruff, Jessica Brondel, Alex Stocker, Katie Hornung*
- Food & Nutrition – *Angela Blomstedt*
- Herdsmanship – *TBD*
- Hog – *Brian Jefferson, Isaac Jefferson*
- Home Environment – *Kelly & Doug McHargue*
- Horse – *Russ & Carolyn Kucera*
- Indoor Archery – *Sara Umstead, Brian Thomas*
- Livestock Judging Contest – *Payden Woodruff, Darcy Ray, Alex Stocker*
- Meat Goat & Sheep – *Craig Nelson, Jon Root*
- Outdoor Archery – *Aaron Blanchard*
- Overall Livestock Showman – *Alex Stocker, Chase Samuelson*
- Plant Science – *Bailey Jefferson*
- Rabbits & Poultry – *Mollie Nielsen*
- Sewing for Fun, STEAM Clothing 1, 2, 3, – *Amy Greving, Nicole Greving*
- Shotgun – *Craig Nelson, Aaron Heins*
- STEM & Conservation – *Beth Johnson*

THANK YOU TO THE FOLLOWING BUSINESSES & INDIVIDUALS FOR SPONSORING 2023 AWARDS & INCENTIVES

- AKRS Equipment
- Albert Acres Cattle Company
- Bank of Clarks
- Bill and Missy Hillmer Family
- Bill's Volume Sales
- Brandes Brothers, LLC
- Brian and Kendra Jefferson
- Central City FFA
- Central City Mall
- Central City Scale
- Central City Veterinary Clinic
- Central True Value Hardware
- Christensen Cattle Co.
- Citizens Bank & Trust Co.
- Cornerstone Bank
- Darrel Widman In Memory of Twila Widman
- Dennis & Vicki Valentine
- Dinsdale Bros. Inc.
- Dinsdale Express LLC
- Dr. Jerome and Doris Gacke
- Eagles Club
- Earl & Harriet Meyer Family Memorial
- Eye Care Associates
- Farm Bureau Insurance Shannon Hannappel
- Fontanelle
- Four Seasons Ag, Inc.
- Fowl Creek Farms
- Furred & Feather Rabbits & Poultry
- Gary Bader & Sons, LLC
- Green Plains Renewable Energy Central City LLC
- Greg & Karen Senkbile
- Grosshans Inc.
- H&L Buildings
- Heath & Jessica Reimers
- JAG Acres, Inc.
- Janovec Memorial
- Judi Samuelson
- Justin & Hillary Ferris Family
- Linda Gilson Memorial
- Marilyn Heins
- Matt & Becky Mottl
- Merrick Foundation, Inc.
- Merrick Medical Attn: Kendra Jefferson
- Mike & Tricia Schuller
- Miller Cattle Co.
- Mr. K Angus and T & E Angus
- Agricultural Institute of Nebraska Husker Harvest Days
- Nelson Brothers Fencing
- Palmer Local Market
- Platte River Riders 4-H Horse Club
- Nona Lechtenberg
- Root-Collins Club Lambs
- Runza Attn: Rex and Noah Luebbe
- Schank Memorial
- Silver Creek Mini Mart
- Simonson Show Goats
- State Farm Insurance
- Stoltenberg Irrigation, Inc.
- Sullivan Agency
- Supernaw Law Office
- The Dentist
- Tom & Eve Reimers
- Trav's U-Save Pharmacy
- Trico Heating and Air
- Vlcek Gardens, Inc.
- Walts Aerial Spraying
- Wegner Monument
- Wert Show Lambs
- You Are Worth It LLC

HOME ENVIRONMENT (HOME DESIGN & RESTORATION) Superintendents Kelly & Doug McHargue

The purpose of Home Design & Restoration is to learn design principles and develop graphic design techniques. In addition, activities in this category encourage well-thought-out design plans and diverse artistic techniques. Be sure to take note of the rules section to develop a successful project.

Home Design & Restoration Exhibits are evaluated by these criteria:

- 1) Exhibits must be designed to be used for home decorating, home furnishing or home management (no clothing, purses, note cards, scrapbooks/photo albums, etc.).
- 2) Accessories should be of high quality (as compared to quick, simple crafts), suitable for use in the home several months throughout the year. Holiday-specific items are discouraged. Exhibits made from kits are also discouraged as kits limit decision making in the design process.
- 3) Items should show creativity and originality, along with the application of design elements and principles. Youth are required to include the design elements and principles they used, along with simple explanation of how they designed their project with their exhibit. Information on the elements and principles of design may be found in the Design Decisions manual, as well as Portfolio Pathways and Sketchbook Crossroads.
- 4) Entered in correct class: What medium was changed or manipulated? What medium is the majority of your exhibit made from?
- 5) Items should be ready for display in the home: pictures framed, wall hangings and pictures ready to hang etc. No single mat board or artist canvas panels allowed. Wrapped canvas (if staples not visible on edge) is accepted without framing. Make sure hangers are strong enough to support the item. Command Strips are not adequate hangers. Items not ready for display will be dropped one ribbon placing.
- 6) Items should not be made for beginning level or other projects (ex: simple (10 minute) table runners or woodworking). Exhibits from the beginning level project, Design My Place, are county only and not state fair eligible.
- 7) Size of Exhibits: Exhibits may be no taller than 7 feet and no wider than 6 feet. All exhibits must be easily lifted by two 4-H staff.

- 8) Number of Entries per Individual: One entry per exhibitor per class.
- 9) Entry Tags: An entry tag which includes a clear description of the entry must be securely attached to each exhibit. Use color, pattern or picture descriptions to aid in identification. No straight pins.
- 10) Identification: In addition to the entry tag, a label with the exhibitor's name and county should be attached to each separate piece of the exhibit.
- 11) Supporting Information: Supporting information is required for all exhibits. Information must include elements or principles of design used and steps taken to complete project. Tag templates can be found at <https://go.unl.edu/ne4hhomeenvironment> Exhibits without supporting information will be dropped a ribbon placing.

Apply color and design principles using different materials to make and display objects for your home; Develop original designs; Plan a comfortable, clean, attractive home; Make connections between visual arts and other disciplines; Explore ways to make your house more green; Learn new painting techniques; Design or select furniture, fabric, and storage items for your room; Accessorize a room-design or select unique items such as wall art, wall arrangements, or lamps; Recognize factors that make antiques valuable; Refurbish and restore heirloom or heritage furnishings and accessories; Preserve family heirlooms

Home Design & Restoration Supporting Information

Name _____ Age _____ County _____

Please answer the following questions in as much detail as possible to ensure the judge can provide the most helpful critique of your exhibit.

Identify one element or principle of design in your exhibit. How or why did you use this in the creation of your project?

Elements – Line, Form, Shape, Color, Texture, Space

Principles – Balance, Emphasis, Movement, Pattern, Proportion, Repetition, Rhythm, Unity, Variety

Describe the steps you took to create the exhibit.

Why did you choose to create this exhibit? How will it be used?

HEIRLOOM TREASURES & FAMILY KEEPSAKES - one entry per class number.

- 1) This project area is for items with historic, sentimental, or antique value that are restored, repurposed, or refinished to keep their original look and value. It is not for "recycled" items. For example, a bench would be considered an heirloom if original finish is restored, but if decorated by painting it would be considered recycled. Entering highly valuable items (especially small ones) is discouraged, as exhibits are not displayed in closed cases.
- 2) NOTE: Resources to support this project area are available on the 4-H website. Attach information including: 1. List of steps taken to complete your project. Before and after pictures are encouraged. 2. Keepsakes Documentation: how you acquired the item and the history of the item - may be written, pictures, audio, or video tape of interview with family member, etc.

PREMIUM: Purple \$4.00; Blue \$3.00; Red \$2.00; White \$1.00

***C-256-001.** Trunks, including doll-sized trunks or wardrobes.

***C-256-002.** An article - either a repurposed "treasure" (accessory) from an old item or an old "treasure" (accessory) refinished or renovated. May include a display of a collection or collectibles, being careful not to destroy value of the collection.

***C-256-003.** Furniture - either a repurposed "treasure" from an old item or an old "treasure" refinished or renovated. May include doll-sized furniture.

***C-256-004.** Cleaned and Restored Heirloom Accessory or Furniture - A reconditioned and cleaned old piece of furniture or accessory so that the item or furniture is functional for use or display. Item might be cleaned and waxed, and simple repairs made. Item would not be refinished or repainted but reconditioned to restore it to its original look or to prevent it from further damages as a valuable heirloom. Consult extension publication **Care and Conservation of Heirloom Textiles, G1682** for information on textiles. This publication can be found in the Digital Commons at: <https://go.unl.edu/genh> (Refinished items go in classes 900-55 and 900-56) This class is for situations where it may be best to do very little to the item to maintain its antique value. Item or article should be of complexity suited to an advanced project.

DESIGN DECISIONS - one entry per class number.

PREMIUM: Purple \$2.00; Blue \$1.50; Red \$1.00; White \$.50

***C-257-001.** Design board for a room. Include: color scheme, wall treatment, floor treatment, etc. OR floor plan for a room. Posters, 22x28", or multimedia presentation (on CD). Show what you learned with before and after pictures or diagrams, samples, story, cost comparisons, optional arrangements, etc.

***C-257-002.** Problem solved, Energy savers OR Career exploration – Identify a problem (as problem windows, storage needs, inconvenient room arrangement, cost comparison, energy conservation, waste management, etc.) OR explore a career related to home environment. (what would it be, what education is needed, what would you do, etc.) Using poster, notebook, multimedia presentation (on CD) or other method, describe the problem and how it was solved OR your career exploration.

***C-257-003.** Solar, wind, or other energy alternatives for the home – Can be models, either an original creation or an adaption of kit. If kit, label and explain what was learned and how the item could be used in or on exterior of home.

***C-257-004.** Technology in Design - Incorporate technology into a project related to home environment; for example, using conductive thread to create a circuit that enhances a wall hanging.

***C-257-006.** Window Covering - May include curtains, draperies, shades, shutters, etc.

***C-257-007.** Floor covering - May be woven, braided, painted floor cloth, etc.

***C-257-008.** Bedcover-May include quilt, comforter, bedspread, dust ruffle, canopy, etc. For quilts, state who did the quilting. (No fleece exhibits) (p. 50-53)

***C-257-009.** Accessory – Original Needlework/Stitchery.

***C-257-010.** Accessory – Textile 2D (tablecloth or runner, dresser scarf, etc. No fleece tied exhibits or beginning/10-minute table runners)

***C-257-011.** Accessory – Textile 3D – pillows, pillow shams, fabric bowls, etc.

***C-257-012.** Accessory – 2D

***C-257-013.** Accessory – 3D (string art, wreaths, etc.)

***C-257-014.** Accessory – Original Floral Design.

For the following classes determine entry by what medium was manipulate.

***C-257-015.** Accessory – Original made from Wood- burn, cut, shape, or otherwise manipulate.

- ***C-257-016.** Accessory – Original made from Glass- etch, mosaic, stain, molten or otherwise manipulate.
- ***C-257-017.** Accessory – Original made from Metal- cut, shape, punch, sculpt, reassemble, or otherwise manipulate.
- ***C-257-018.** Accessory – Original made from Ceramic or Tile- treatment to exhibit must go through process that permanently alters the medium. Painting alone is not sufficient.
- ***C-257-019.** Accessory – Recycled/Upcycled item for the home, reuse a common object or material in a creative way. Include a description of what was done to recycle or reuse item in your attached information.
- ***C-257-020.** Furniture – Recycled/Remade - made or finished by the member by using a common object or material in a creative way. Include a description of what was done to recycle or reuse item in your attached information.
- ***C-257-021.** Furniture – Wood Opaque finish such as paint or enamel.
- ***C-257-022.** Furniture – Wood Clear finish showing wood grain.
- ***C-257-023.** Furniture - Fabric Covered Furniture - May include stool, chair seat, slipcovers, headboard, etc.
- ***C-257-024.** Furniture - Outdoor living - Furniture made/refurbished suitable for outdoor use. Include a description of what was done to recycle or reuse item in your attached information. (May be displayed outside)
- ***C-257-025.** Accessory - Outdoor living - Accessory made/refurbished suitable for outdoor use. Include a description of what was done to recycle or reuse item in your attached information.

DESIGN MY PLACE - one entry per class number.

PREMIUM: Purple \$1.50; Blue \$1.25; Red \$1.00; White \$.50

- C-258-001.** Needlework accessory (made with yarn or floss)
- C-258-002.** Simple fabric accessory (pillow, laundry bag, pillowcase, table runner, tie blanket, etc.)
- C-258-003.** Accessory made with original batik or tie dye.
- C-258-004.** Simple accessory made by 4-Her using wood, plastic, glass, clay, paper.
- C-258-005.** Storage item made or recycled.
- C-258-006.** Bulletin or message board
- C-258-007.** Metal Tooling or Metal Punch Accessory
- C-258-008.** Problem Solved: Use creative method to show how you solved a problem (air quality, water, sound, temperature, lighting, fire escape plan, etc.)
- C-258-009.** Video showing how to make a bed or organize a room.

VISUAL ARTS- one entry per class number.

With an emphasis on originality, the purpose of the 4-H Visual Arts projects is to practice using design elements and principles while exploring and experimenting with various mediums and techniques. In addition, youth should practice self-expression and work to communicate their personal voice through their work.

Practice drawing, fiber arts, and sculpting; Develop artistic talents and skills; Understand the visual arts in relation to history and culture; Learn painting, printing, and graphic design techniques; Make connections between visual arts and other disciplines; create original artwork; practice using design elements and principles; explore and experiment with various mediums and techniques; practice self-expression; learn to communicate a personal voice through their work.

- 1) Original Work-Items must be the original work of the 4-H member and should show creativity and originality. No copyrighted images or master studies.
- 2) Ready for Professional Display- All exhibits must be presented appropriately for the medium(s) used and ready to be professionally displayed. 2-dimensional pieces on paper should be framed behind glass/plexiglass. Canvas boards should be framed but glass/plexiglass is not necessary. Stretched canvases do not need frames as long as staples are not visible on the edges. All 2-dimensional pieces should be ready to hang using a sawtooth or wire hanger.
- 3) Entry Descriptions: Entry tags should include a visual description of the exhibit, including size, dominant color, and subject to aid in identification
- 4) Supporting Information: Supporting information is required for all Visual Arts exhibits. Information must include responses to all questions and steps taken to complete the project. Supporting information must be securely attached to the back of the piece. Supporting Information tag templates can be found at <https://go.unl.edu/ne4hvisualarts> Exhibits with missing or incomplete supporting information will be dropped a ribbon placing
- 5) Exhibits may utilize any medium or combination of mediums on any surface. All exhibits must be appropriately presented and ready to be professionally displayed. Artwork should depict the artist's own interpretation of the theme. All exhibits should include an explanation of how the piece reflects the theme and what ideas or thoughts the artist was attempting to express or communicate.

PREMIUM: Purple \$2.00; Blue \$1.50; Red \$1.00; White \$.75

Visual Art Mediums

- ***C-260-001.** Original Acrylic Painting
- ***C-260-002.** Original Oil Painting
- ***C-260-003.** Original Watercolor Painting
- ***C-260-004.** Original Pencil Drawing
- ***C-260-005.** Original Charcoal Drawing
- ***C-260-006.** Original Ink Drawing

Visual Art Supporting Information (updated 2023)

Name _____ Age _____ County _____

Class _____ Artwork Title _____

Reflection

1. Discuss your use of the elements and principles in this piece. Which specific elements and/or principles did you focus on while planning and creating this piece? Why?
2. Where or how did you find the inspiration or references for your artwork, such as other artwork, reference photos, ideas? What did you do to make this unique and original, rather than copying other's ideas or creations?
3. Does this artwork utilize Artificial Intelligence (AI) integrated features? If so, please indicate.

Process – Outline your creative process and the steps you took to complete this piece. Include special or unique materials, tools, or techniques used.

- ***C-260-007.** Original Fiber Art - Could include weaved art, dyed fabric, felted wool, cotton linter, batik, etc.
- ***C-260-008.** Original Sculpture - Could include Styrofoam, wood, cardboard, paper, metal, wire, etc.
- ***C-260-009.** Original Ceramic Pottery - No purchased ceramic pottery. Must be glazed and fired. May be any hand-built technique or wheel thrown. May be functional or non-functional. Could include slab built, pinch pots, coil built, wheel thrown, etc.
- ***C-260-010.** Original Painting on Purchased Ceramic Surface - No hand-built or wheel thrown pottery. May be functional or non-functional. Could include figurines, cups, bowls, etc.
- ***C-260-011.** Original Single Media Not Listed - Could include digital art, leathercrafting, printmaking, stained glass, pastels, scratchboard, sand painting, encaustic painting, chalk, etc.
- ***C-260-012.** Original Mixed Media - Could include any combination of two or more other mediums or materials.

Visual Arts Themes

- ***C-261-001.** Original Art Inspired by Plants or Animals - could involve but is not limited to domestic animals, pets, agriculture, wild animals, wildlife conservation, house plants, fruit, vegetables, flowers, native plants, trees, etc.
- ***C-261-002.** Original Art Inspired by Landscapes - could involve but is not limited to rural landscapes, natural environments, man-made environments, urban landscapes, extraterrestrial landscapes, oceanic scenes, buildings, fantasy landscapes, agricultural landscapes, etc.
- ***C-261-003.** Original Art Inspired by People - could involve but is not limited to cultural art, modern society, portraits, daily life, careers, families, emotions, etc.
- ***C-261-004.** Original Art Inspired by Artist's Choice - could involve but is not limited to food, cars, fantasy worlds, imaginary characters, science-fiction, history, etc.

HERITAGE - one entry per class number.

The purpose of the 4-H Heritage project is to acquire knowledge, develop a connection to the past and share the story of a 4-H member's heritage and history around them. An exhibit may include items, pictures, maps, charts, recordings, drawings, illustrations, writings or displays that depict the heritage of the member's family or community or 4-H history.

- 1) Exhibits are entered at 4-H's own risk. We will not be responsible for loss or damage to family heirloom items or any items.
- 2) Displays should not be larger than 22x28" wide. Display collections securely in an attractive container no larger than 22x28".
- 3) Exhibits must include Name, County, Age, and Past Experience (years in Explore Your Heritage projects) on the back of exhibit.
- 4) All entries must have documentation included.

Learn about the origins of your family or traditions; Find the stories in family photographs; Identify family keepsakes

PREMIUM: Purple \$1.50; Blue \$1.25; Red \$1.00; White \$.50

Level I: Beginning (1-4 years in project)

- ***A-101-001.** Heritage exhibit or flat exhibit. Entries may be pictures, posters, items that depict family heritage. Exhibits must be supported by a written explanation.
- ***A-101-002.** Family Genealogy/History Notebook - include pedigree charts/family group sheets, with documentation for two-three generations of one family line, expanding each year. If multiple books included in exhibit, only bring book with most current year's work.
- ***A-101-003.** Local History Scrapbook/Notebook -Scrapbook or notebook that depicts history of local community or Nebraska that helps youth appreciate their heritage.
- ***A-101-004.** Framed family grouping (or individuals) of pictures showing family history. Pictures must be supported by a written explanation.
- ***A-101-005.** Other exhibits depicting the heritage of the member's family or community. Exhibit should be supported by a written explanation. May include biographical album of themselves or another family member, family cookbooks, etc.
- ***A-101-006.** 4-H History Scrapbook - Scrapbook relating 4-H History of local club or county. Must be work of individual 4-Her - no club project. If multiple books included in exhibit, only bring book with most current year's work.
- ***A-101-007.** 4-H History Poster - Poster relating 4-H history of local club or county or individual.
- ***A-101-008.** Story or illustration about a historical event.
- ***A-101-009.** Book review about local, Nebraska or regional history.
- ***A-101-010.** Other historical exhibits - attach an explanation of historical importance.
- ***A-101-011.** Family Traditions Book - exhibitor scrapbook depicting family traditions of the past.
- ***A-101-012.** Family Traditions Exhibit - Story or illustration of a family tradition or event. Exhibits must be supported by a written explanation.
- ***A-101-013.** 4-H Club/County Scrapbook - Scrapbook relating to 4-H history of local club or county compiled by club historian. If multiple books included in exhibit, only bring book with most current year's work.
- ***A-101-014.** 4-H Member Scrapbook-relating to individual 4-H members 4-H history. Only bring book with most current year's work.
- ***A-101-015.** Special Events Scrapbook- relating to a 4-H special event, such as Congress or CWF or a personal or family special event, such as a trip, family reunion, etc.
- A-101-016.** Scrapbook or Scrapbook page (not computer generated)

Level II Advanced (Over 4 years in project)

- ***A-102-001.** Heritage poster or flat exhibit. Entries may be pictures, posters, items that depict family heritage. Exhibits must be supported by a written explanation.
- ***A-102-002.** Family Genealogy/History Notebook - include pedigree charts/family group sheets, with documentation beyond two-three generations of one family line, expanding each year. If multiple books included in exhibit, only bring book with most current year's work.
- ***A-102-003.** Local History Scrapbook/Notebook - Scrapbook or notebook that depicts history of local community or Nebraska that helps youth appreciate their heritage.

***A-102-004.** Framed family groupings (or individuals) of pictures showing family history. Pictures should be supported by a written explanation.

***A-102-005.** Other exhibits depicting the heritage of the member's family or community. Exhibit must be supported by a written explanation. May include biographical album of themselves or another family member, family cookbooks, etc.

***A-102-006.** 4-H History Scrapbook - Scrapbook relating 4-H history of local club or county (must be work of individual 4-Her, no club project). If multiple books included in exhibit, only bring book with most current year's work.

***A-102-007.** 4-H History Poster - Poster relating 4-H history of local club or county or individual.

***A-102-008.** Story or illustration about a historical event.

***A-102-009.** Book review about local, Nebraska or regional history.

***A-102-010.** Other historical exhibits - attach an explanation of historical importance.

***A-102-011.** Exhibit depicting the importance of a community or Nebraska historic landmark.

***A-102-012.** Community report documenting something of historical significance from past to present.

***A-102-013.** Historic collection (displayed securely and attractively in a container no larger than 22" x 28".)

***A-102-014.** Video documentary of a family or a community event - Must be produced and edited by 4-H member.(Must be entered as a DVD or USB)

***A-102-015.** 4-H Club/County Scrapbook -Scrapbook relating 4-H history of local club or county compiled by club historian. If multiple books included in exhibit, only bring book with most current year's work.

***A-102-016.** 4-H Member Scrapbook - Scrapbook relating to individual 4-H members 4-H history. If multiple books included in exhibit, only bring book with most current year's work.

***A-102-017.** Special Events Scrapbook - a scrapbook relating to a 4-H special event, such as Congress or CWF or a personal or family special event, such as a trip, family reunion, etc.