



Knox County 4-H Clover Kids Handbook

Nebraska Extension is a Division of the Institute of Agriculture and Natural Resources at the University of Nebraska–Lincoln cooperating with the Counties and the United States Department of Agriculture.

The 4-H Youth Development program abides with the nondiscrimination policies of the University of Nebraska–Lincoln and the United States Department of Agriculture.

©2019



What are Clover Kids:

Clover Kids is the officially recognized program in Nebraska for children under the age of 8. The program is designed to provide 5 to 7 year-olds a variety of educational and recreational experiences in a non-competitive environment. Clover Kids provide an excellent opportunity for youth to achieve his/her highest potential because early life experiences affect future development.

Purpose:

The primary goal is to promote the child's stages of development – intellectually, physically, socially, and emotionally.

- Develop Self-Esteem
- Decision-Making Skills (making positive choices)
- Comprehensive Skills (learning how to learn; positive attitudes toward learning)
- Mastering Physical Skills (enjoying constructive and creative play)
- Social-Interaction Skills (getting along with others)
- Diversity Skills (acceptance of others;; exploring family and community relationships)

4-H Emblem:

A green four-leaf clover with a white H on each leaf. The four H's stand for head, heart, hands and health.

4-H Pledge:

The pledge tells what 4-H is about. The 4-H goal is the four-fold development of youth: Head, Heart, Hands and Health. The pledge was adopted by the delegates of the 1927 National 4-H Club Camp in Washington, D.C. State club leaders voted for and adopted the pledge for universal use. The phrase "and my world" was added in 1973. The saying of the pledge has a prominent place in 4-H activities, at regular 4-H meetings, achievement days and other club events.

I Pledge my Head to clearer thinking,
My Heart to greater loyalty,
My Hands to larger service,
and my Health to better living,
for my club, my community, my country, and my world.

4-H Motto: "To Make the Best Better"

The motto "To Make the Best Better" is intended to inspire young people to continue to learn and grow, to make their best efforts through participating in educational experiences.

4-H Slogan: "Learning by Doing"

The phrase "Learning by Doing" sums up the educational philosophy of the 4-H program. Young people learn best when they are involved in their learning.

4-H Colors:

The 4-H colors are green and white. Green, nature's most prominent color, symbolizes growth. The white symbolizes purity and high ideals.

How to Enroll:

Each Clover Kid Member must enroll or re-enroll each year by April 15 by using the 4-H Online Enrollment Program. Please use Google Chrome as your browser to enroll in 4-H Online. The following information is available to help you at this link

<https://extension.unl.edu/statewide/knox/youth-enrollment-information/>

- 4HOnline Link
- 4HOnline Steps to Re-enroll Returning Member
- 4HOnline Steps to Enroll New Member

4-H Online Enrollment must be completed by April 15 and 4-H membership dues must be paid by April 15 to be eligible to participate in any of the pre-fair contests and county fair.

You can also contact the Knox County Extension Office for enrollment information.

Knox County Dues:

Dues are \$1.00 per member, payable to the Knox County 4-H Council and are due by April 15.

Dress Code:

Clover Kid members showing any animal projects at the fair need to wear a long-sleeve white shirt, white T-shirt (no club names), or the official Knox County T-shirt (either the green or the white T-shirt) and blue or dark jeans are preferred. Hard soled shoes or boots are recommended for the 4-H animal shows.

Clover Kids Resources:

Resources are available from the Extension Office or at the following

<https://extension.unl.edu/statewide/knox/clover-kids/>

**Clover Kids Projects****■ Aerospace Unit 1**

In this project you find out how birds and aircraft fly, learn about jobs in aviation and space, and design and make a spacecraft.

Printed Materials:

NATL4H06842 Aerospace 1: Pre-Flight

4H503 Rockets Away

NATL4H06846 Aerospace Helper's Guide

NATL4H07605 Aerospace CD

Aerospace Pre-Flight Supplement

Astronaut Adventures

Aerospace Activity

Fair Exhibits:

Poster (Design a Rocket and Label parts) Glider or Kite



■ Career Exploration - Leap Into Careers

In this project you will learn about various career opportunities.

Printed Materials:

4H2000 LEAP Into Careers

Fair Exhibits:

- Poster or Collage on What I Want to Be When I Grow Up
 - Career Book identifying a career for at least 10 letters of the alphabet
-

■ Citizenship-Family Celebrations Around the World

Every family has celebrations! Family Celebrations will help children learn more about those celebrations in their own country and around the world.

Printed Materials:

4H1485 Family Celebrations From Around the World Member's Packet (copy)

4H1484 Family Celebrations From Around the World Leader Guide (copy)

Fair Exhibits:

Japanese Ohina Doll


Family Collage

Carp Kite

Mexican Piñata

African Money Bag

Rakhi Bracelet



■ Foods & Nutrition – Making Foods for Me

In this project, you will learn how to safely prepare food; use proper table setting and appropriate manners; discover common kitchen utensils and how to use them; learn the health benefits of each food group, beverages, and combination foods; create balanced meals using MyPlate.

Printed Materials:

4H1650 Making Foods For Me Youth Manual

4H1660 Making Foods For Me Helper's Guide

4-H Activities & Recipes for Cooking with Kids

Fair Exhibits:

Nutritious Snack

Nutritious No-Bake Cookie

Oatmeal Cookie

Poster or Food Type Mobile

■ Home Environment - A Space for Me

In this project, you will learn ways to keep your space or room organized; help the environment by reducing energy and water use and making recycling easier; experience color through mixing and using colors to create items for your space.


Printed Materials:

4H200 A Space for Me Activity Manual

4H201 A Space for Me Helper's Guide

Create Your Corner Supplement

The Magic of Color Supplement



A Space for Me Fair Exhibits:

No-Sew Pillow

Recycled Article

Draft Stopper

Poster or Book on Conserving Water

Decorative Storage Box or Container

Decorated Picture Frame

■ Outdoor Discovery - Just Outside Your Door

Just Outside Your Door will help children explore the environment outside their door. They will explore weather, insects, fruits, seeds, water and birds.

Printed Materials:

4H1461 Just Outside the Door Member's Guide (copy)

4H1460 Just Outside the Door Helper's Guide (copy)

Clover Kid Exploring Nature

Clover Kid Intro to Insects

Just Outside the Door Supplement

An Insect's Life

Insect Catcher's Safari

My Clothing and the Weather

Let's Get Outdoors Scavenger Hunt



Fair Exhibits:

Book on Insect Life Stages

Bird Feeder

Homemade Rain Gauge

Plant Grown from Seed

Clay Insect

Picture Using Nature Items



■ Safety - Bicycle Adventures

In this project, you can find out the importance of wearing a helmet; learn how to control the bike; practice hand signals and safe riding practices; and learn how to report an emergency.

Printed Materials:

NATL4H08334 Bicycle Adventures I
NATL4H08336 Bicycle Helper's Guide
Bicycle Adventures Supplement

Fair Exhibits:

Know Your Bike - Poster identifying bike parts and their purpose
Safety Poster or Scrapbook
First Aid Kit



■ Theatre Arts

Are you ready to learn about theatre arts? In this project you'll have adventures with acting, putting on costumes and making puppets. You'll learn how to move in fun ways, create a play and much more. But theatre arts isn't *all* you'll be doing. You'll also learn more about yourself, too. You'll learn things you can use all your life, like communicating with others, expressing yourself, making decisions and solving problems.

Printed Materials:

Clover Kid Theatre Arts Supplement
NATL4H08070 Theatre Arts Unit 1
NATL4H08073 Theatre Arts Helper's Guide

Fair Exhibits:

Hand Made Puppet
Picture Story or Play Script
Story Mask with Description



■ Plant Science - Horticulture

The Horticulture Project will give Clover Kids the opportunity to care for and exhibit vegetables and/or flowers.

Supportive Printed Materials:

4H417 The World of Flowers
4H334 Everyone a Gardener
NATL4H07162 Garden, Unit I, See Them Sprout
Clover Kid Flower Resource

Clover Kid Watch It Grow


4H226 Selecting and Preparing Vegetables, Herbs and Fruits for Exhibit
4H227 Preparing Cut Flowers for Exhibit

Fair Exhibits:

Three different root crops (for example: 1 potato, 1 carrot, 1 onion)
Three different non-root crops (for example: 1 bean, 1 tomato, 1 cucumber)
Three cut flowers - annual (1 stem of 3 different varieties)
Three cut flowers - perennial (1 stem of 3 different varieties)

■ Animal Science/Animal Caretaker

The Animal Project will give Clover Kids the opportunity to care for, show and/or exhibit bucket calves, bottle fed lambs, miniature goats, pigs, rabbits, poultry, and other small pet



exhibits. They can find out about farm animals and pets, provide short-term care for an animal and learn about animal feeds. They learn what pets need to be happy and healthy.

Animal Identification: Clover Kids must follow the Animal Identification Guidelines. It is the responsibility of the Clover Kid to request ear tags and ID forms and return to the Extension Office by the deadline. The Animal Identification Guidelines and ID forms may be found at <https://extension.unl.edu/statewide/knox/livestock-affidavits/> Clover Kids do not need to take Quality Assurance Training and are not eligible for Rate-of-Gain Contests.

Animal Criteria: The age, size, and temperament of animal projects must be appropriate for the exhibitor's age and size. Allowable animals should be no more than 6 months of age and no more than 350 pounds at the time of show. Clover Kids are allowed only 1 entry in bucket calf, bottle lamb, miniature goat and swine.

Fair Exhibits:

Bucket Calf	Bottle Lamb	Miniature Goat
Pig	Cat	Dog
Companion Animal/Pet	Poultry	Rabbit
Dummy Roping		

Supportive Printed Materials:

Animal Care Taker Resource

Exploring Farm Animals Supplement

Clover Kid Chicken Resource

Clover Kid Rabbit Resource

Clover Kid Bottle Fed Lamb Resource

NATL4H08143 Beef Level 1

NATL4H08148 Cat Level 1

NATL4H06359 Companion Animal Level 1

NATL4H08166 Dog Level 1

NATL4H08352 Goat Level 1

NATL4H07909 Meat Goat Level NATL4H8065

Swine Level 1

■ Other Clover Kids Activities

Contact the Extension Office for more information or to pre-register for any of the following activities.

Public Speaking

Presentation Contest

Food Revue Contest

Fashion Show

Talent Contest

Horticulture Judging Contest

Do-You-Know Contest

Livestock Judging Contest

