

Bottle Lamb Project Record Book



Exhibitor's Name

4-H Age

4-H Club

Knox County 2016

PURPOSE:

1. To teach proper health care, environmental needs and nutritional requirements of young lambs.
2. To teach basic sheep management skills without a large investment.
3. To teach basic record keeping and communication skills.
4. To provide a better understanding of the sheep industry.

PROJECT GUIDELINES:

- Project is open to 4-H members who have an "active member" status and are enrolled in the Bottle Lamb Project.
- There are two age levels: Beginner (ages 8-12) and Advanced (ages 13 & over).
- Any newborn or orphan lamb, male or female, that is born between February 1 and June 1 of the current year.
- Lamb must be under the care of the 4-H'er within 2 weeks of birth and must be bottle or bucket fed. No nursing permitted.
- Member is limited to **two bottle lambs for exhibit** at fair.
- Lambs are only eligible to be shown in the bottle lamb class and are eligible for Sheep Showmanship.
- Lambs must be identified with a 4-H ear tag on an ID form and the Bottle Lamb Identification form is due by June 15 in the Extension Office.
- Exhibitor must have completed the annual Livestock Quality Assurance class.

PROJECT EVALUATION:

1. The project will be evaluated on a three-part point system.
 - i. Written Records 100
 - ii. Oral Interview 100
 - iii. Show-ability (Health, Cleanliness and Showmanship) 100
2. Written records should be completed and brought to the 4-H Office at the fairgrounds on entry day.
3. The Show-ability will be evaluated during the fair in a show ring evaluation.
4. Ribbon placing will be based on overall points given for the written records, interview and show ring evaluation.

COUNTY FAIR REQUIREMENTS:

1. Show ring evaluation will occur at the fair. Lambs are shown by holding with two hands. Lambs should be clean and fleece trimmed.
2. See health requirements listed in the current fairbook.
3. Judging of the Bottle Lamb class will be based on:
 - What the member has learned about care and management of raising the bottle lamb(s).
 - The training and showing of the lamb with emphasis on what the member has learned.
 - General health, condition and management of the lamb and member's knowledge of project.
 - Accurate and complete records of the Bottle Lamb project.

4. The interview might include such questions as:
- Where and when did you obtain your lamb? Was there a cost involved, and how did you finance?
 - How old was the lamb when you received it? How old is it now?
 - What health problems did you have with the lamb?
 - What did you feed the lamb the first day at home?
 - What is colostrum, and did you feed any to your lamb?
 - What was your milk feeding program? How long did you feed milk?
 - When did you start giving the lamb solid feed? How often did you change the ration?
 - Did you feed any antibiotics?
 - What is in milk replacer?
 - Did you warm your milk and how warm?
 - What kind of housing did you have for your lamb?
 - When did you start training your lamb?
 - Do you plan to make a profit on your lamb?
 - What are your plans for your lamb after the fair?
 - What have you enjoyed most in working with your lamb?



Knox County 4-H Bottle Lamb Project Record
Year _____

Name _____ 4-H Age _____ Years in 4-H _____

Breed of Lamb _____ Sex of Lamb: Male _____ Female _____

What color is your lamb? _____ Circle one: Meat Breed Wool Breed

When did you get it? _____

If purchased, where did you get your lamb? _____

How much did your lamb weigh when born or when you bought it? _____

How much did it cost (estimate worth if home-raised)? _____

How old was the lamb when you stopped feeding milk? _____

How much should your lamb weigh when you sell it? _____

How many pounds did your lamb gain? (subtract bought weight from fair weight) _____

What did you feed your lamb each day for the first 90 days? _____

What did you feed your lamb each day from 90 days to present time? _____

What equipment did you need to care for your lamb? _____

What shots/medicines did you give your lamb? _____

What expenses did you incur while raising your lamb? _____

How much is your lamb presently worth? _____

COST OF RAISING YOUR BOTTLE LAMB

Birth to 3 Months of Age

Milk or Milk Replacer	\$ _____
Starter	\$ _____
Hay	\$ _____
Medical	\$ _____
Miscellaneous	\$ _____
Total	\$ _____

Three Months to Present Time

Concentrate Mixture (Grain, Protein, etc.)	\$ _____
Hay	\$ _____
Medical	\$ _____
Miscellaneous	\$ _____
Total	\$ _____

SUMMARY

1. Value of lamb when born or when bought		\$ _____
2. Expenses for your lamb (from above)		
- Milk or Milk Replacer	\$ _____	
- Starter (Commercial)	\$ _____	
- Concentrate (Grain, Protein, etc.)	\$ _____	
- Hay	\$ _____	
- Medical	\$ _____	
- Miscellaneous	\$ _____	
Total Cost of Raising Lamb (Don't Include Original Cost of Lamb)		\$ _____
3. Value of Lamb at Present Time		\$ _____
4. Profit or Loss on Project (subtract 1 + 2 from 3)		\$ _____

PROJECT GOALS:

Goals are the tools that will help you decide how to get where you want to be and how to measure your success. To get ideas for your goals, look through your 4-H project materials and talk to your leader, parents and/or friends.

List 3 goals you have for this project:

- 1. _____
- 2. _____
- 3. _____


Write a short story telling about your bottle lamb project
(what you learned from this project, the fun you had raising your lamb, etc.)

Signature _____
4-H Member


Signature _____
Parent/Guardian

PROJECT PICTURES


Pictures of your bottle lamb project (2 sheets maximum). Please include beginning pictures, pictures showing progress, and finished project pictures if at all possible.




Caption:



Caption:




Caption:




Caption:

PROJECT PICTURES


Pictures of your bottle lamb project (2 sheets maximum). Please include beginning pictures, pictures showing progress, and finished project pictures if at all possible.




Caption:



Caption:



Caption:



Caption: