



Bucket Calf Project Record Book Advanced (ages 13 & over)

Exhibitor's Name

4-H Age

4-H Club

Knox County 2017

PURPOSE:

1. To teach proper health care, environmental needs and nutritional requirements of young cattle.
2. To teach basic beef/dairy management skills without a large investment.
3. To teach basic record keeping and communication skills.
4. To provide a better understanding of the cattle industry.

PROJECT GUIDELINES:

- Project is open to 4-H members who have an "active member" status.
- 4-H member must be enrolled in Bucket Calf Project.
- There are two age levels: Beginner (ages 8-12) and Advanced (ages 13 & over).
- Any newborn or orphan calf (steer, bull, or heifer) and must be born between March 1 and May 31 of the current year. The calf may be beef, dairy, or cross and be purebred or crossbred.
- Calf must be bucket or bottle fed. No nursing permitted.
- Member may **identify up to ten animals** but will be limited to **two calves for exhibit** at fair.
- These calves are only eligible to be shown in the Bucket Calf class and Bucket Calf showmanship class. (Bucket calves are not allowed in the Small Beef Showmanship Class which is for Feeder Calves only.)
- Calves must be identified with a 4-H ear tag on a bucket calf identification sheet
- Bucket Calf identification sheets are due June 15 in the Extension Office.
- Exhibitor must have completed the annual Quality Assurance class.
- **NOTE:** Second-Year Bucket Calf must have been shown the previous year and qualified by virtue of the above guidelines. Refer to the fair book for specific guidelines for the second year calf project.

PROJECT EVALUATION:

1. The project will be evaluated on a three-part point system.
 - i. Written Records 100
 - ii. Oral Interview 100
 - iii. Show-ability (Health, Cleanliness and Showmanship) 100
2. Written records should be completed and brought to the 4-H Office at the fairgrounds on entry day.
3. The Show-ability will be evaluated during the fair in a show ring evaluation.
4. Ribbon placing will be based on overall points given for the written records, interview and show ring evaluation. Champion and Reserve Champion awards will be based on overall points.

COUNTY FAIR REQUIREMENTS:

1. Calves will be shown at halter. Clipping and grooming is mandatory for the advanced class.
2. Calves that weighed in for the Rate-of-Gain Contest will be weighed at the Fair during the time indicated in the fairbook.

3. Show ring evaluation will occur at the fair.
4. See health requirements listed in the current fairbook.
5. Judging of the Bucket Calf class will be based on:
 - What the member has learned about care and management of raising the calf/calves.
 - The fitting and showing of the calf with emphasis on what the member has learned.
 - General health, condition and management of the calf and member's knowledge of project.
 - Accurate and complete records of the Bucket Calf project.
6. Members are encouraged to keep animals and enter them in appropriate beef or dairy classes next year.
7. The interview might include such questions as:
 - Where and when did you obtain your calf? Was there a cost involved, and how did you finance?
 - How old was the calf when you received it? How old is it now?
 - What health problems did you have with the calf?
 - What did you feed the calf the first day at home?
 - What is colostrum, and did you feed any to your calf?
 - What was your milk feeding program? How long did you feed milk?
 - When did you start giving the calf solid feed? How often did you change the ration?
 - Did you feed any antibiotics?
 - What is in milk replacer?
 - Did you warm your milk and how warm?
 - What kind of housing did you have for your calf?
 - When did you start training your calf?
 - Do you plan to make a profit on your calf?
 - What are your plans for your calf after the fair?
 - What have you enjoyed most in working with your calf?

PROJECT GOALS

Goals are the tools that will help you decide how to get where you want to be and how to measure your success. Each project goal has three parts: the action, the result, and the timetable.

For example, if your goal is "Before the county fair, I want to learn what a judge looks for in a good showman," the phrase "I want to learn" is the action portion of the goal. The result would be that you would know what a judge looks for in a good showman and the timetable would be by county fair.

It is important to be able to control the outcome of your goals. Give each of your goals a control test. Does the action part of your goal tell what you will do? The goal listed above passes the control test because it states what you will learn. However, if the action mentioned in the goal is what someone else will do, the goal does not pass the control test. The goal statement, "I will have the champion at the county fair," does not pass the control test because the judge provides the action that decides the county fair champion.

To get ideas for your goals, look through your 4-H project materials and talk to your leader, parents and/or friends. Jot down a list of things you'd like to learn and do. Write the goals you decide upon for this project in the spaces on this form. Add pages if you need to. As you work toward reaching your goals, record what you do and learn.

List 2 Goals for your Project (check for the three parts)

Goal 1:

Does it pass the control test? __ Yes __ No

Date	What I Did	What I Learned

How will I use what I learned in the future?

Goal 2:

Does it pass the control test? __ Yes __ No

Date	What I Did	What I Learned

How will I use what I learned in the future?

ANIMAL INFORMATION

Calf Ear Tag Number(s)	
Name of Your Calf(s)	
Date Project Started	
Source of Calf: Purchased (when & where) Born on our farm Other (describe)	
Description of Calf: Breed and/or Color Distinguishing Marks Gender, Etc.	
Birthdate of Calf(s) (if known)	
Tag #, ID, and Breed of Sire (if known)	
Tag #, ID, and Breed of Dam (if known)	
Value of calf at start of project	
Weight of calf at start of project	
Weight of calf at end of project	
Number of Days on Feed	
Value of calf at end of project	

1. Explain why you chose this project.

2. Describe how you decided where and how to get your calf or calves.

3. Describe the facilities where you housed your calf or calves:

4. Describe the feeding program you followed the first 3-4 days after you got your calf. (Type of feeds, amount per day, etc.)

5. Describe the feeding program for the next 3 to 4 weeks. (Kinds, amounts per day, etc.)

6. Describe the feeding and management after you had the calf for a month.

7. Describe the feeding program that you had for your calf by the time you brought it to the fair.

8. Did your calf have any health problems? (Describe the problem(s) and what you did to treat.)

9. What did you do to prevent health problems? What management practices did you follow to help your calf be healthy and grow?

10. What was the biggest problem you had and what did you do to solve it?

11. What have you learned through this project? What would you do differently? What did you enjoy?



FEED AND EXPENSE SUMMARY


Calf Ear Tag Number(s) _____

Calf's Name(s) _____


Feed	Description	Pounds	Cost Per Pound	Total Cost
Milk Replacement				
Starter Feed				
Hay				
Other Feeds				
Other				
Total Feed	xxxx	lbs. (1)	xxxx	\$ (2)
Bedding Cost: (Explain)				
Medication Cost: (Explain)				
Veterinary Cost: (Explain)				
Equipment Cost: (Explain)				
Other Supplies: (Explain)				
Total Cost of Items Other than Feed				\$ (3)
Purchase Cost or Value of Calf at Beginning of Project				\$ (4)
Total Investment in Calf (2 + 3 + 4 = 5)				\$ (5)

PROJECT PICTURES

Pictures of your bucket calf project (2 sheets maximum). Please include beginning pictures, pictures showing progress, and finished project pictures if at all possible.




Caption:



Caption:




Caption:




Caption:

PROJECT PICTURES

Pictures of your bucket calf project (2 sheets maximum). Please include beginning pictures, pictures showing progress, and finished project pictures if at all possible.




Caption:



Caption:



Caption:



10 *Caption:*

PROJECT SUMMARY

This summary should be completed after fair check-in. Ask your leader or parent for assistance.

Profit and Performance Summary

A.	Purchase Cost or Value at Beginning of Project	\$ _____
B.	Total Feed Costs of Project (2 from Page 8)	\$ _____
C.	Total Other Costs of Project (3 from Page 8)	\$ _____
D.	Grand Total of Investment in Project (A + B + C)	\$ _____
E.	Ending Weight or Weight of Calf at Fair	_____ lbs.
F.	Starting Weight of Calf (Estimate or Actual)	_____ lbs.
G.	Total Pounds Gained (E - F)	_____ lbs.
H.	Total Days on Feed	_____ days
I.	Average Daily Gain {ADG} (G ÷ H)	_____ lbs/day
J.	Total Pounds of Feed Fed (1 from page 8)	_____ lbs.
K.	Pounds of Feed per Pound of Gain (J ÷ G)	_____ ratio
M.	Value of Calf at End of Project	\$ _____
N.	Value of Calf per Pound of Weight (M ÷ E)	\$ _____
O.	Breakeven Price per Pound on Project (D ÷ E)	\$ _____
P.	Monetary Loss or Gain on Project (M - D)	\$ _____

SIGNATURE SHEET

4-H Member: _____

Names of Parents: _____

4-H Club: _____

Club Leader: _____

Exhibitor's Address: _____

I _____, verify that the information in this record book is accurate to the best of my knowledge and that I have followed the guidelines as set for this project and the rules of the respective youth organizations, the County Fair, and those set forth in the County Fair Book.

4-H Member Signature

Date

I verify that all the information is accurate to the best of my knowledge and that the 4-H Exhibitor so named has followed the guidelines set forth by the rules of the respective youth organizations, the County Fair, and set forth in the County Fair Book.

Parent or Guardian Signature

OR _____
4-H Leader Signature

Date

Date