



Bucket Calf Project Record Book

Insert or draw picture of your calf here.

(Current Year Bucket Calf – or – Return Bucket Calf)

Indicate project above.

Exhibitor's Name

Club

Date

Nebraska Extension is a Division of the Institute of Agriculture and Natural Resources at the University of Nebraska–Lincoln cooperating with the Counties and the United States Department of Agriculture.

The 4-H Youth Development program abides with the nondiscrimination policies of the University of Nebraska–Lincoln and the United States Department of Agriculture.

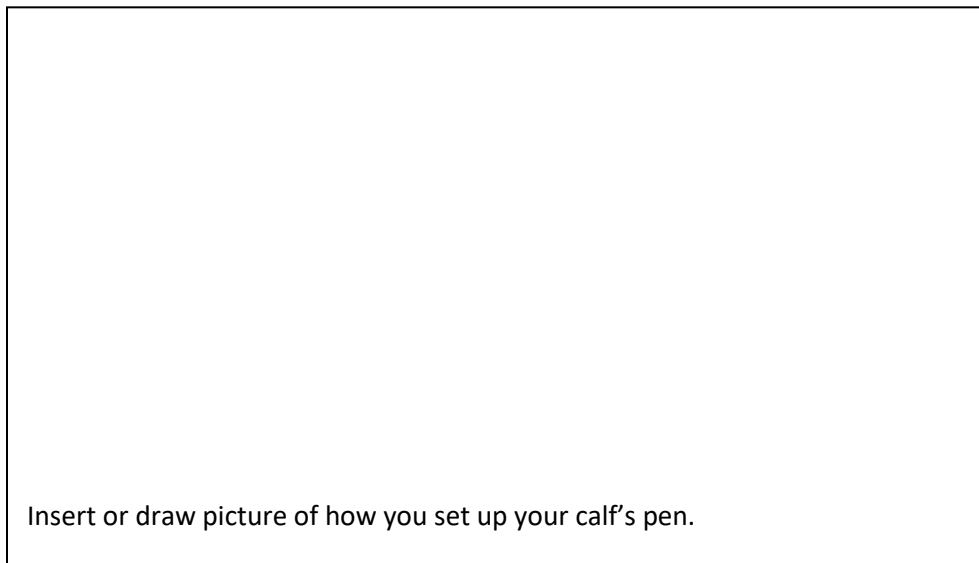
Calf Ear Tag Number	
Name of Your Calf	
Date Project Started	
Source of Calf: Purchased (when and where) Born on our farm Other (describe)	
Description of Calf: Breed and/or Color Gender, etc.	
Birthdate of Calf (if known)	
Tag #, ID, of Father (if known)	
Tag #, ID, of Mother (if known)	
Value of calf at start of project	
Weight of calf at start of project	
Value of calf at end of project	

1. How did you get ready for the arrival of your calf? Please explain each.

a) Pen:

b) Food:

c) Water:



Insert or draw picture of how you set up your calf's pen.

2. Tell how you chose your calf.

3. Describe your calf's personality and what you like about them.

4. What did you feed your calf when you first got them? Explain how you fed them.


5. Did the amount per day or type of feed change throughout the time you had your calf? Explain.

6. Did your calf have any health problems? (Describe the problem(s) and what you did to treat.)


7. What did you do to prevent health problems? What management practices did you follow to help your calf stay healthy? Please describe what and how often you did different things? (Wormer, Fly Spray, Fresh Water, Clean Stalls, Etc.)

8. What was the biggest problem you had and what did you do to solve it?

9. What have you learned through this project? What would you do differently?
What did you enjoy?



Optional picture of your calf, either a photo or drawing.
Today or Recent



Optional picture of you and your calf, either a photo or drawing.
Today or Recent

4-H BUCKET CALF PROJECT FEED AND EXPENSE SUMMARY

(Exhibitor can work with a parent, club leader or junior leader to help complete this worksheet)

REQUIRED: Complete as part of your written records. Bring with you to your interview.

(1) PURCHASE COST OR VALUE OF CALF AT BEGINNING OF PROJECT:				\$
Feed		Pounds	Cost per Pound	Total cost
Milk Replacement				
Starter Feed				
Hay				
Other (Salt, Mineral, Etc.)				
Other (Salt, Mineral, Etc.)				
			(2) Total Feed Cost(s)	\$
Bedding Cost: (Circle one) YES NO Explain:				
Medication Cost: (Circle one) YES NO Explain:				
Veterinary Cost: (Circle one) YES NO Explain:				
Equipment Cost: (Halter, Brush, Shampoo, etc.) Explain:				
			(3) Total Non-Feed Cost(s)	\$
Total Investment in Calf (1+2+3)				\$