

# Clover Kids Space “Camp”

---



Brandy VanDeWalle



# What do you know about space?



# What do you want to know?



Let's explore some fun  
facts about space

—



# Materials

Grab your kit!



- Black Sheet of construction paper
- White chalk/White Pencil
- Small Stickers ( $< \frac{1}{2}$  “)
- White piece of paper
- Markers/Crayons
- Scissors
- Safety Pin
- Optional: PAPER sack
- ~~Handouts~~ from website

# Stars Meet

Stars that make up pictures =  
**Constellations**



**Do you recognize this one?**



1. Write your initials on a white sheet of paper
2. With an adult, use a safety pin or paperclip to poke through your initials every inch (or so) through the white and black sheets of paper.
3. On the black sheet of paper, put stickers next to or on the holes.
4. Connect the stickers with a chalk/white pencil.



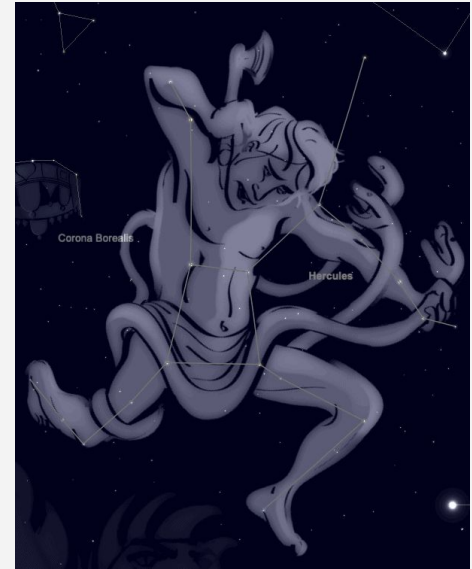
What does your  
constellation look  
like?

---



What  
constellations  
have you  
seen?

Hercules  
Canis Major  
Leo  
Orion  
Gemini  
Taurus



If you have the  
constellation cards, play  
memory with a friend or  
match them, yourselves?


# Design Your Own Helmet...

Use a PAPER bag  
given, NEVER a  
plastic bag.




Astronaut Bill McArthur (left) and cosmonaut Valery Tokarev display American (left) and Russian spacesuits.

**Credits: NASA**



# Why Spacesuits?



# Recap your Journey

What are constellations?

Can you name some?

Why do astronauts wear spacesuits?



**Application:**

How has space exploration helped us?

What kinds of subjects at school do you think astronauts use?

What other kinds of jobs involve space exploration?