

Instructions for Dodge County Fair Pre-Entries Online

If you would like to complete your fair entries online this year, you now have that opportunity. What advantage is this for you? For those who complete their entries online by (Animals and ALL Contests excluding Fashion Revue and Rocket Launch by July 10, Static by July 21), your entry tags will be printed for you and you do not have to write them out yourself. Static Exhibits that have been entered online can stop by the Extension Office to pick up their printed Exhibit tags Thursday, July 22 – 23 or at the Fairgrounds when you enter your exhibits.

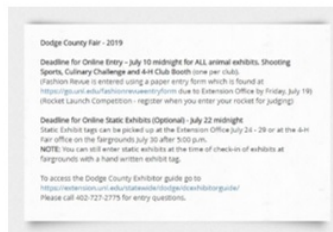
NOTE: You can still enter with a paper entry tag for static exhibits at the time of check-in of exhibits at Fairgrounds

If that isn't enough incentive, you will have a complete summary of all of your entries generated so that you don't have to write that out either. This will save you time at fair. **REMEMBER: ALL ANIMALS AND ALL CONTESTS ARE REQUIRED TO BE PRE-ENTERED BY JULY 10th.** Static Pre-Entry is optional this year.

To complete your online enrollment:

Online Pre-Entry

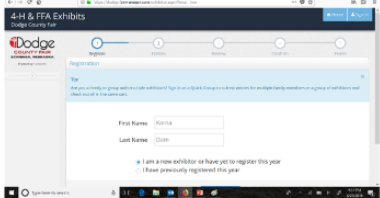
- To complete you online enrollment:
- Go to <https://dodge.fairmanager.com>



1. Go to: <https://dodge.fairmanager.com>

Online Entry

- 2. Click on **Register** at the top of the screen.



3. Read the Tip. This is a time saver if you are entering for multiple family members.
4. Enter **First Name** and **Last Name** of the exhibitor.
5. On your first visit to the site, check the "I am a new exhibitor or I have yet to register this year". (continue)

2. Click on **Register** at the top of the screen.

3. Read the Tip. This is a time saver if you are entering for multiple family members.

4. Enter **First Name** and **Last Name** of the exhibitor.

5. On your first visit to the site, check the "I am a new exhibitor or I have yet to register this year". (continue)

Online Entry



6. Enter a Password. Fill in **Exhibitor Information** as prompted. (continue)

6. Enter a Password. Fill in **Exhibitor Information** as prompted. (continue)

Online Entry



7. Choose the Department / Division / Class of the entry you are making from the drop down.

7. Choose the Department / Division / Class of the entry you are making from

Online Entry



8. Complete the description of your entry as descriptive as possible.
If entering for the Culinary Challenge Contest, put your Team Name in this section.

8. Complete the description of your entry as descriptive as possible. If entering for the Culinary Challenge Contest, put your Team Name and other Team Member in this section.

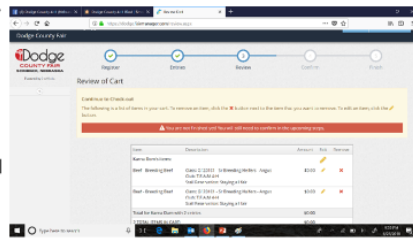
Online Entry



Online Entry



- 9. Click **Add Entry to Cart**.
- 10. Repeat process for each entry.
- 11. Click **“Continue on”** when you are done with your entries.
- 12. You will see a list of all of your entries. This is where you can edit or remove item.

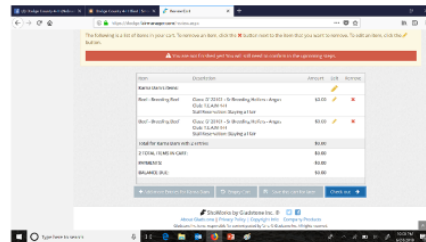


9. Click **Add Entry to Cart**.
10. Repeat process for each entry.
11. Click **“Continue on”** when you are done with your entries.
12. You will see a list of all of your entries. This is where you can edit or remove item.

Online Entries

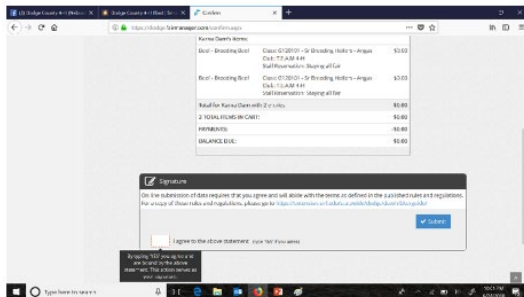


- 13. Click **“Check Out”**
- 14. You will be prompted to read the Rules and Regulation and type in **YES** that you agree to abide by the published rules.
- 15. **PRINT DETAILED RECEIPT!!!!**

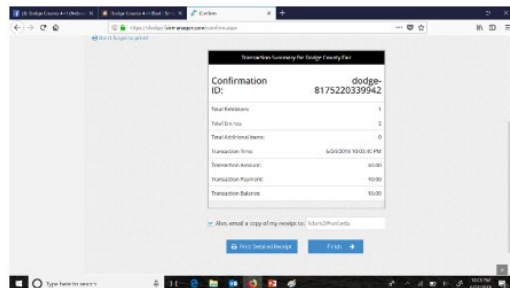


13. Click **“Check Out”**
14. You will be prompted to read the Rules and Regulation and type in **YES** that you agree to abide by the published rules.
15. **Make sure you print your receipt!**

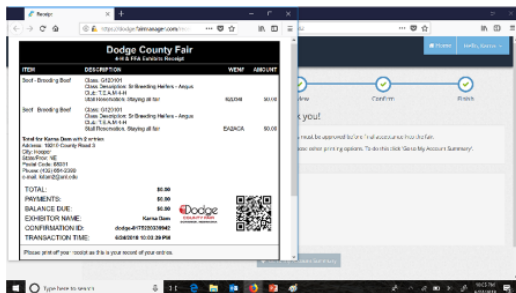
Online Entry



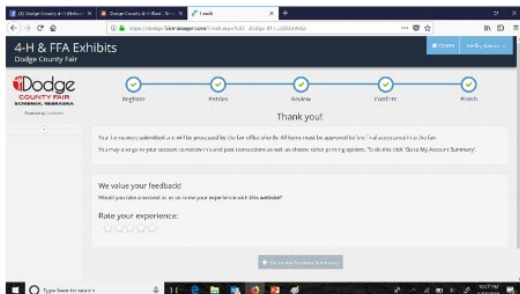
Online Entry



Online Entry



Online Entry



16. You may add additional items once you check out.

***All LIVESTOCK and ANIMAL and CONTEST Entries are due **Saturday July 10, 2021.**

***Static Exhibits that have been entered online can stop by the Extension Office to pick up their printed Exhibit tags Thursday, July 22 – 23 or at the Fairgrounds when you enter your exhibits.

NOTE: You can still enter with a paper entry tag for static exhibits at the time of check-in of exhibits at Fairgrounds