



Stock Show Online Nomination Process

Step-by-Step Instructions

www.showstockmgr.com

Step 1. Select “New User? Create New Account”.

If you participated in the 2017 AKSARBEN Stock Show you will already have an account under your email address used during AKSARBEN entry.

Step 2. Fill out all Parent Account Information for the adult parent, not the youth exhibitor.

- You will not be able to proceed without having all green check marks in each field.
- Select ALL Counties you participate in (4-H & FFA) along right side of screen.
- When all information is verified and selected, the ‘Complete Registration’ button will activate.

Step 3. Check the provided email address from your new user registration for your temporary password and login link. If you do not see an email after a few minutes, check your junk/spam box.



Show Stock Manager
Parent Registration

User Creation Completed

Thank you for registering with showstockmgr.com. You will receive an email at livestock@daltonkook.com shortly that will contain a temporary password and a link to the login page. If you do not receive an email or notice that the email you provided is not correct, please click here to create a trouble ticket.

Thank you.

Copyright © 2018, AKSARBEN Foundation. All Rights Reserved.

Step 4. Following instructions in your email, click the link and sign in using your temporary password.

- Create a new password. You will need to remember this password as it is how you will make changes later to your Parent Account.

Show Stock Manager Password Reset

User Name:

New Password:

Re-enter Password:

New password must meet the following requirements:

- ✗ At least one letter
- ✗ At least one capital letter
- ✗ At least one lower case letter
- ✗ At least one number
- ✗ Be at least 6 characters

Step 5. Create Exhibitor Account.

- In the box on the right side, select 'Add Exhibitor' to create your child's account in the database.

Exhibitors (Children)
Add Exhibitor

SFID	Name	Graduation

Step 6. Fill out all information on the Exhibitor. All information with an astrix (*) is required. Click "Update Exhibitor Information" when completed.

Edit Exhibitor Information

* First Name:

* Last Name:

* Date Of Birth:

* Expected Graduation:

* High School:

FFA Chapter:

PQA #:

Swine Exhibitors Only

* Required Items

Step 7. To create State Fair or AKSARBEN nominations, select the Nominations tab in the upper left corner. Select "Add Nomination Information."



Step 8: Select the species, counties and exhibitors that the nomination applies. Select the division you wish to enter the animal under and complete all the required nomination fields based off of the organization's specific animal ID guidelines. If you are nominating this animal for State Fair or AKSARBEN, select the box. By selecting the box, it will trigger a \$6.00 nomination fee for all MARKET animals. (Note: all market animals nominated for State Fair and/or AKSARBEN must have a DNA hair sample pulled and submitted.) There is no fee for breeding animals or FFA Feeder Calves.

Click "Add Nomination" when completed with your nomination entry. This will provide you with a 5 Digit number (seen below) to write on the DNA Collection envelope or personal records. Repeat Step 9 for all animals you wish to nominate.

When finished nominating your animals, click "Cancel" to return to the Nomination Tab.

A screenshot of a web form titled 'Adding Nomination'. The form is divided into several sections. On the left, there are three sections: 'Species' with a dropdown menu set to 'Beef'; 'Counties' with two checked options: 'NE - DODGE' and 'NE - SAUNDERS'; and 'Exhibitors' with two checked options: 'KOCK, DALTON (8769)' and 'KOCK, KEVIN (8770)'. On the right, there is an 'Animal Details' section with a 'Species' dropdown set to 'Breeding Beef' (with 'Feeder Calf' and 'Market Beef' also visible). Below this are several input fields: 'EID Tag Number', 'Visual Tag', 'Animal Gender', 'Tattoo Number', 'Breed', 'Registration Number', 'Birth Date' (with a placeholder 'mm/dd/yyyy'), and 'Notes'. At the bottom right, there is a 'Nomination Selection' section with a 'Fee: \$0.00' and a checkbox for 'State Fair/Aksarben Nomination'. Overlaid on the bottom left of the form is a blue dialog box titled 'Record Animal ID'. The dialog box contains the text: 'Please write this number on your DNA envelope for market livestock/feeder calves. For breeding livestock/horse/dairy please record this number in an appropriate location for later reference: 74033'. A red arrow points to the number '74033'. There is an 'Ok' button at the bottom right of the dialog box.

Record Animal ID

Please write this number on your DNA envelope for market livestock/feeder calves. For breeding livestock/horse/dairy please record this number in an appropriate location for later reference: 74033

Ok



Make Payment For Nominations

Step 9. When all nominations are complete a Make Payment For Nominations button will appear in the upper right corner. When clicked a pop-up will appear with the nomination acknowledgement (*below*). Please read this carefully as acceptance to this agreement is required for all nominations submitted. To accept the acknowledgement click the PayPal button at the bottom to proceed to check-out.

Nomination Acknowledgement

By clicking the PayPal button below and making a payment, the user is agreeing to the following terms,

— I acknowledge that the nomination information, including all requirements for verification of animals and all other data provided (the "Data") is true, complete and accurate for all animals and exhibitors listed. I hereby request staff to validate the provided nominations for acceptance to the Nebraska State Fair and AKSARBEN Stock Show. I fully understand and acknowledge that if the requirements for the verification of my animal(s) are not completed correctly or if Data is otherwise incomplete or inaccurate, the animal(s) will not be eligible for competition in the Nebraska State Fair or the AKSARBEN 4-H Stock Show. I hereby release Knights of Ak-Sar-Ben Foundation (the "Foundation"), the Foundation's Verification Program, any partners and contractors thereof, and each of their respective employees, contractors, owners, directors, affiliates, successors and assigns (collectively, the "Released Parties") from any past, present or future claims or liability arising from or related to the Foundation's or any other third party's use of or reliance upon the Data, and hereby agree to indemnify and hold harmless the Released Parties, from and against any and all damages, costs, fees, liability or loss arising out of or related to the Data, or the use or reliance upon the Data by any Released Party.


 

Payment is accepted with either a PayPal account or direct payment with your Debit or Credit Card.

- All Market nominations are not considered completed until payment has been received.
- All Breeding nominations are not considered complete until they have been verified and validated by County Extension Staff or FFA Advisors. All breeding nominations must be submitted online by the exhibitors by June 15. County Extension Staff or FFA Advisors have until July 1 to validate the entries.

**Note: Show Stock Manager will not accept nominations past midnight of the deadline date of the project area (April 15- Market Beef, June 15-Breeding and Market Swine/Sheep/Goats/Feeder Calves).*



 \$0.00 USD

Pay with PayPal

English ▾

Email

Password

Stay logged in for faster checkout

Log In

[Having trouble logging in?](#)

or

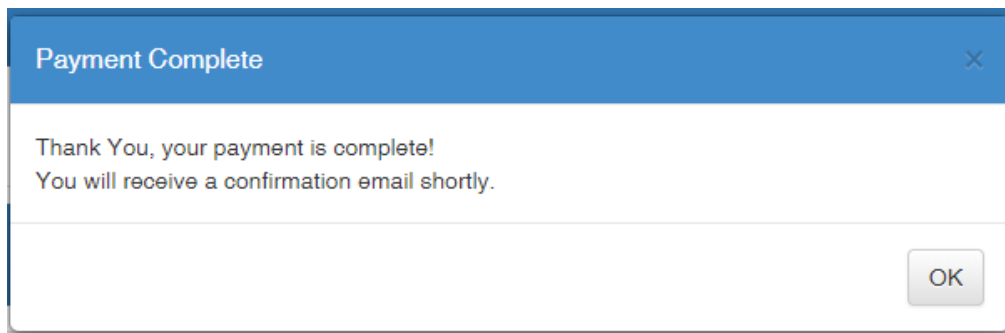
Pay with Debit or Credit Card

[Cancel and return to test facilitator's Test Store](#)

[Policies](#) [Terms](#) [Privacy](#) [Feedback](#)

© 1999 - 2018 

Step 10. Once payment has been confirmed you will receive notification in the Show Stock Manager database and you can close the webpage or sign-out using the “Exit Show Stock Manager” button in the upper right corner.



Step 11. You will receive a payment confirmation from the Show Stock Manager that will contain your PayPal payment details and all nominations completed.

Show Stock Manager Payment Confirmation Inbox x



Show Stock Manager Payment Confirmation <info@showstockmgr.com>

to Livestock ▾

Thank you for your payment. The following is your transaction details for your payment at showstockmgr.com:

Amount Paid.: \$6.00
Payment Date: 2/7/2018
Payment ID.: PAY-75A48484CR910764ELJ5SFKY

Items Paid.:

Species, Animal ID

=====

MBEEF, 74017