

Livestock Evaluation Resources

Calculating Selection Weights

Mkt. Wt. – (DOF x ADG) = Sel. Wt.

Mkt. Wt. – Ideal Market Weight
DOF – Days on Feed or Days to Fair
ADG – Average Daily Gain
Sel. Wt. – Purchase Weight

Nebraska 4-H Animal Science
<http://4h.unl.edu/animalsci/>

Livestock Judging Guide
Nebraska, EC 2-05-94

4-H, Skills For Life Manuals
Animal Science Series

Beef Resource Handbook
Ohio State, 4-H 117R

Sheep Resource Handbook
Ohio State, 4-H 194R

Swine Resource Handbook
Ohio State, 4-H 134R

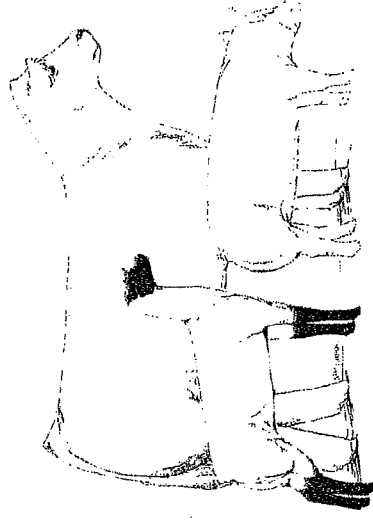
4-H Meats Project Manual
Nebraska, 4H 122

Guide to Identifying Meat Cuts
Nebraska, 4H 462



Issued in furtherance of Cooperative Extension work, Acts of May 8 and June 30, 1914, in cooperation with the U.S. Department of Agriculture, Elbert C. Dickey, Dean and Director of Cooperative Extension, University of Nebraska, Institute of Agriculture and Natural Resources. It is the policy of the University of Nebraska-Lincoln not to discriminate on the basis of gender, age, disability, race, color, religion, marital status, veteran's status, national or ethnic origin or sexual orientation.

THE FIRST STEP TO LIVESTOCK SELECTION



4-H

MARKET ANIMAL PROJECT

Rob Eirich
Extension Associate



Market Beef

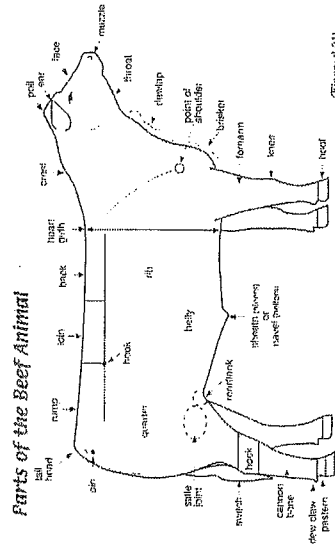


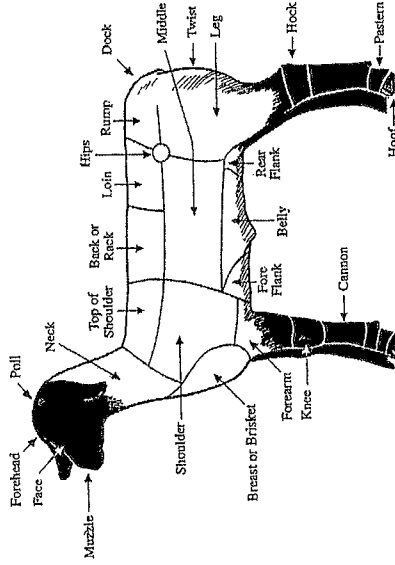
Figure 2.61

Ideal Market Weight Range
1100-1350 lbs.

Average Daily Gain Range
2.00-2.50 lbs/day

Suggested Purchase Weight Ranges
210 Days to Fair – 680-930 lbs.
190 Days to Fair – 720-970 lbs.
170 Days to Fair – 760-1010 lbs.
150 Days to Fair – 800-1050 lbs.

Market Sheep

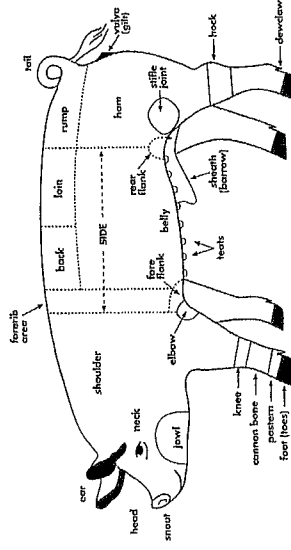


Ideal Market Weight Range
120-150 lbs.

Average Daily Gain Range
0.50-0.75 lbs/day

Suggested Purchase Weight Ranges
100 Days to Fair – 70-100 lbs.
90 Days to Fair – 75-105 lbs.
80 Days to Fair – 80-110 lbs

Market Swine



Ideal Market Weight Range
225-260 lbs.

Average Daily Gain Range
1.50-1.75 lbs/day

Suggested Purchase Weight Ranges
100 Days to Fair – 75-110 lbs.
90 Days to Fair – 90-125 lbs.
80 Days to Fair – 105-140 lbs.