

# Instructions to register for YQCA

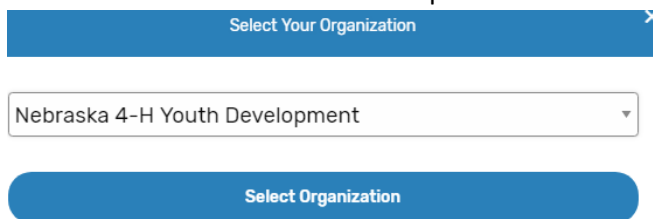
Website is <https://yqca.learn-grow.io/account/login>

Click the Sign in with 4HOnline button



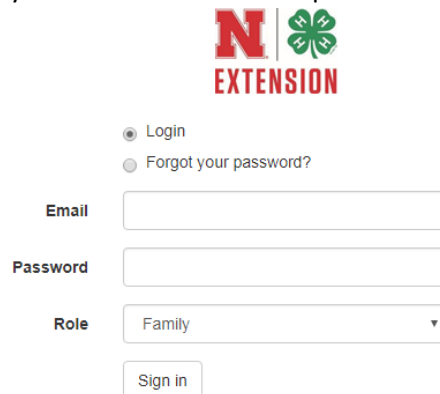
The screenshot shows the login interface for YQCA. At the top left is the YQCA logo with the tagline 'Youth for the Quality Care of Animals'. Below the logo are two main sign-in options: '4-H Online Sign In' and 'Independent Sign In'. The '4-H Online Sign In' section features the 4HOnline logo and a blue button labeled 'Sign in with 4HOnline'. Below this button, it states '4HOnline login only available for Families'. The 'Independent Sign In' section has input fields for 'Username' and 'Password', a red 'Sign In' button, and links for 'Create a new account' and 'Forgot username or password?'. A vertical separator with 'or' is placed between the two sign-in options.

Choose Nebraska 4-H Youth Development




The screenshot shows a blue dropdown menu titled 'Select Your Organization' with a close button (X) in the top right corner. Below the menu, a dropdown list is open, showing 'Nebraska 4-H Youth Development' as the selected option. Below the dropdown is a blue button labeled 'Select Organization'.

Use your 4HOnline email and password login then select the Sign in button



The screenshot shows the 4H Extension login form. At the top is the 4H Extension logo, which consists of a red 'N' and a green four-leaf clover with '4H' on each leaf, above the word 'EXTENSION'. Below the logo are two radio buttons: 'Login' (which is selected) and 'Forgot your password?'. There are three input fields: 'Email', 'Password', and 'Role'. The 'Role' dropdown menu is set to 'Family'. At the bottom is a 'Sign in' button.

Use the drop down menu to select the 4-H member then choose the Select Member button



The screenshot shows the 4H Extension member selection form. At the top is the 4H Extension logo. Below it is a dropdown menu labeled 'Member'. Below the dropdown is a button labeled 'Select Member'.

From the Course List: Choose the appropriate age for trainings.

## Course List

<p>Course <b>Age 08: Junior</b></p> <p>To qualify for this course, you must have turned 8 in the previous calendar year.</p> <hr/> <p>Web-Based Training      \$12.00 Instructor-Led Training      \$3.00</p>	<p>Course <b>Age 09: Junior</b></p> <p>To qualify for this course, you must have turned 9 in the previous calendar year.</p> <hr/> <p>Web-Based Training      \$12.00 Instructor-Led Training      \$3.00</p>	<p>Course <b>Age 10: Junior</b></p> <p>To qualify for this course, you must have turned 10 in the previous calendar year.</p> <hr/> <p>Web-Based Training      \$12.00 Instructor-Led Training      \$3.00</p>
<p>Course <b>Age 11: Junior</b></p> <p>To qualify for this course, you must have turned 11 in the previous calendar year.</p> <hr/> <p>Web-Based Training      \$12.00 Instructor-Led Training      \$3.00</p>	<p>Course <b>Age 12: Intermediate</b></p> <p>To qualify for this course, you must have turned 12 in the previous calendar year.</p> <hr/> <p>Web-Based Training      \$12.00 Instructor-Led Training      \$3.00</p>	<p>Course <b>Age 13: Intermediate</b></p> <p>To qualify for this course, you must have turned 13 in the previous calendar year.</p> <hr/> <p>Web-Based Training      \$12.00 Instructor-Led Training      \$3.00</p>
<p>Course <b>Age 14: Intermediate</b></p> <p>To qualify for this course, you must have turned 14 in the previous calendar year.</p>	<p>Course <b>Age 15: Senior</b></p> <p>To qualify for this course, you must have turned 15 in the previous calendar year.</p>	<p>Course <b>Age 16: Senior</b></p> <p>To qualify for this course, you must have turned 16 in the previous calendar year.</p>

<p>Web-Based Training</p> <p>Course <b>Age 16: Senior</b></p> <p>To qualify for this course, you must have turned 16 in the previous calendar year.</p> <p>Certification for <input type="text"/></p> <p><b>\$12.00</b></p> <p><a href="#">Purchase Course</a></p>	or	<p>Instructor-Led Training</p> <p>Course <b>Age 16: Senior</b></p> <p>To qualify for this course, you must have turned 16 in the previous calendar year.</p> <p>State <input type="text"/></p> <p>Training <input type="button" value="Select Training"/></p> <p>Certification for <input type="text"/></p> <p><b>\$3.00</b></p> <p><a href="#">Purchase Course</a></p>
--	----	---

If you are doing the Web-Based Training, click on the Purchase Course button. Select the Add your Credit Card information for \$12 payment of the course.

Select payment method

<b>Course</b>	Age 16: Senior
<b>Amount</b>	\$12.00
<b>Type</b>	Web-Based Training
<b>Certification for</b>	

**Apply a coupon code if you have one**

Coupon Code

**Select from one of your existing credit cards or add a new one.**

Add Credit Card

Cardholder Name

Card Number

Expiration Date Jan 2018

Validation (CVV)

If you choose to do the Instructor-Led Training, choose Nebraska from the drop down menu then click on the Select Training button. Then select the Purchase Course button. Choose Add Credit Card to pay.

<b>March 30, 2018</b> <small>March</small> 10:00 AM	<b>Valley County Fairgrounds</b> <b>Doug Anderson</b> 801 S. street Ord, 28 P: 308-728-5071 <input style="float: right; margin-left: 20px;" type="button" value="Select"/>
<b>April 2, 2018</b> <small>April</small> 2:00 PM	<b>Clay County Fairgrounds</b> <b>Rachel Adam</b> 705 N Martin Street Clay Center, 28 P: 402-762-3644 <input style="float: right; margin-left: 20px;" type="button" value="Select"/>
<b>April 2, 2018</b> <small>April</small> 2:00 PM	<b>Loup City Community building</b> <b>Doug Anderson</b> 803 O street Loup City, 28 P: 308-745-1518 <input style="float: right; margin-left: 20px;" type="button" value="Select"/>

Instructor-Led Training

Course **Age 16: Senior** \$3.00

To qualify for this course, you must have turned 16 in the previous calendar year.

State Nebraska

Training

April 2, 2018 2:00 PM

Loup City Community building

Certification for Jakob Jerabek

**NO CASH IS ACCEPTABLE, YOU MUST PAY ONLINE!**