



Nebraska Extension – Cedar County, 101 E. Centre, PO Box 368, Hartington, Nebraska 68739
Phone: (402) 254-6821 Fax: (402) 254-7205 Email: Cedar-County@unl.edu

Cedar County 4-H Website: www.cedar.unl.edu then click on Cedar County 4-H in the red navigation menu

Nebraska 4-H Website: <http://4h.unl.edu>

Important Dates

- June 10 – Beginning Sewing Pillowcase Workshop
- June 11 - Livestock YQCA Training (final in-person)
- June 13 – Virtual Bee Workshop
- June 13 – Foods Workshop – Pies
- June 13 & 14 – Clover Kids Art Spectacular Workshop
- June 15 – All Livestock Pre-Entry/ ID Forms DUE & YQCA Training Complete
- June 15 – Clover Kid Pre-Entry Forms Due
- June 15 – Last day to enroll on 4HOnline to exhibit at fair
- June 17 – Advanced Sewing Wrap-Around Skirt
- June 18 – Clover Kid Sewing
- June 19 – Crochet Workshop
- June 20 – Art of Cookie & Cake Decorating
- June 24 – Sewing Service Project Soap Holders
- June 25 – Cooking with Clover Kids – Jam & Biscuits
- June 28 – Pre-Fair Day & Static Pre-Entry Forms Due
- July 2 – Project Finish Line Day
- July 5 – Bucket Calf Record Books Due
- July 5 – Fashion Show Narratives & Written Reports Due
- July 10 – Fairgrounds Clean-Up
- July 13 – Randolph Livestock Show

Pre-Fair Day
July 13, 2024
Cedar County Fair
July 17-21, 2024

**Livestock
Quality
Assurance**



Last YQCA Instructor-Led Training

Tuesday, June 11 – 9:00 a.m.

All 4-H aged youth 8-18 (Clover Kids are exempt) enrolled in livestock projects (beef, dairy, goat, poultry, rabbit, sheep, and swine) are required by Nebraska 4-H to complete an annual quality assurance training through Youth for the Quality Care of Animals (YQCA).

- To register visit <https://yqcaprogram.org>
- Also visit the [link for login & registration instructions](#) found on our 4-H webpage
- Due to Children's Online Privacy Protection Rule (COPPA) parents will need to register children
- Parents will receive a confirmation email to validate. Add all your children needing to complete YQCA (this does not include Clover Kids) and submit.
- Complete the data sharing consent.
- Now you are ready to purchase your YQCA training.
- Go to the Home Page. Scroll down and select a training you would like.
- Click Proceed to Buy when you are finished.
- Purchase Course via Credit Card (\$3 for instructor led, or \$12 for online training)
- All students must take the pre-test after signing up for an instructor-led course. Instructors will not be able to mark students as complete until they take the pre-test. Students can access the pretest by signing into their YQCA account and then clicking on the blue username. In the dropdown menu, students will select "Enrolled ILT Trainings" and click the Pre-Test button.

Attend the training on June 11.

*Youth participating in another county's YQCA training or online, please send a copy of your certificate to the Extension Office with their livestock pre-entry/ ID forms by **June 15th**.*

Note: There are free Spring Take & Make bottlecap art kits at our office for those that did not receive one at Family Night. If you need extra bottlecaps for your project, we have a few extras at the office for purchase.



June 15th Deadlines

✓ Livestock Pre-Entry/ID Forms Due

The livestock forms are due to our office by June 15th. Fair show programs and stall assignments will be made according to what you have entered on these forms. You may list alternate animals in your id section in case you need to substitute an animal. Please contact our office as soon as possible if you need to make a substitution. **Late entry forms will not be considered for top awards**, unless prior arrangements are made.

✓ **Clover Kid Pre-Entry Form is due by June 15th.** If youth will be exhibiting any animals, please note on form as to if they will be taking their animal home following the show or staying on the fairgrounds.

✓ **All Pre-Entry forms and supporting information forms can be found on the Cedar County Fair & Pre-Fair Resources webpage.**

Early pre-entry forms are greatly appreciated!

✓ State Fair Livestock Nominations Due June 15th

Show Stock Manager is open for families planning to exhibit livestock at the Nebraska State Fair at <https://showstockmgr.com/> to begin nominating their state fair livestock. All livestock exhibiting at the Nebraska State Fair will be required to submit a DNA nomination. This includes all 4-H and FFA breeding livestock, market livestock, and feeder calves. The 2024 Step-by-Step Nomination Instructions can be found at <https://4h.unl.edu/livestock-id>.

✓ **Project Enrollment** Starting in 2024, youth are encouraged but not required to select projects during enrollment. Youth must still complete enrollment on 4HOnline and pay their dues by June 15 to participate at the Cedar County Fair or the Nebraska State Fair. Youth who complete enrollment will be eligible to exhibit in any project. Members are only eligible to exhibit in one county per project.

Note: Horse and Shooting Sports projects will continue to require project enrollment due to parental consent requirements.

The 2024 Fairbook (4-H/FFA Exhibitor's Guide)



can be picked-up at the Extension Office or can also be viewed online under the Cedar County 4-H menu tab "Fairbooks & Scoresheets". You will need the fairbook when completing your pre-entry forms, for the exhibit entry number and class name.

4-H Show T-shirts

Anyone wanting a regulation 4-H show t-shirt, please contact the Extension Office. 4-H livestock and small animal exhibitors are required to wear 4-H t-shirts or have a 4-H chevron on a white shirt. The white or green t-shirts will be acceptable for showing in Cedar County. Wearing of the show t-shirt is optional for Clover Kids, not required. Parents and leaders are also welcome to order a t-shirt. Cost is \$8.00.

2024 County Challenge

Buckets of Bloom



4-H members and Clover Kids are invited to plant whatever you want in a 5-gallon bucket with drain holes and add beauty to the Cedar County Fairgrounds.

2024 County Photography Theme Favorite Places in Cedar County



4-H members enrolled in levels 1, 2, or 3 of Photography are invited to participate in the county project and exhibit a photo showing their "Favorite Place in Cedar County".

Attention Photographers - We have 11x14 mats for an 8x10 photo available to purchase at our office for \$2.00 apiece.

Attention Gardeners!!!



As you are planting your flower and vegetable gardens, remember to keep track of the variety name of your flowers and vegetables. This will make it easier at fair time when you need to know the exact variety name to put on the pre-entry form. Available on our Cedar County 4-H page under the "Pre-Fair & Fair Resources" are resources on how to select and prepare your vegetables, herbs and fruits for exhibiting, and preparing your cut flowers for the fair.

Check our 4-H Programs & Events webpage periodically for upcoming workshops. A list of Progress Shows, Clinics and other state wide opportunities can be found at the bottom of our 4-H Programs & Events webpage.

Needing Pop Stand Day Managers

A pop stand day manager is needed for each day of the fair or can be a shared position. Day Managers are responsible for being on site and available when needed. Day managers will assist general managers with preparing and stocking food, assisting volunteers as needed, transporting supplies back and forth to the pop trailer as needed. Day Managers will also assist checking supplies for next day. If willing to help please contact Amy Graham at 402-640-7579 or email 5negrahams@gmail.com.



4-H Discount Tickets to Cedar County Fair Entertainment

The Cedar County Ag Society is again offering up to 5 discounted tickets to the 4-H families for the 2024 Cedar County Fair Entertainment. With the amazing opportunity our Ag Society offers, we have a checklist for you to complete prior to receiving the discounted tickets for the fair entertainment. These tickets are a 50% discount thanks to the wonderful sponsorship of Grossenburgs and Christensen Well. We understand it is difficult to pick a time frame for the Popstand this early; however, we would like each family to commit to a shift that you will be responsible for filling. The Popstand is our one and only fundraiser each year and it takes the work of everyone in 4-H to make it happen!

Your check list includes:

- ✓ Youth enrolled in 4-H Online
- ✓ 4-H dues are paid to our Office
- ✓ Your family has signed up for a shift in the 4-H Popstand –

<https://go.unl.edu/popstandschedule2024>

Depending on which device (mobile or computer) you use to view the schedule, the pages for each day of the fair will be located either at the top or bottom of the day's schedule.

Upon completion of these things, send us an e-mail requesting the discount code and we will send you the code!

The discount codes will be available to 4-H families until June 15th.



Pop Stand Schedule

QR code for popstand schedule

<https://go.unl.edu/popstandschedule2024>

Save the date: Fairgrounds clean-up night on July 10! The Cedar County Fair is just around the corner! Each independent family and club is asked to help get the fairgrounds ready for another successful fair experience. Many hands make light work! More information to come.

Online Horticulture Judging Contest June 7-21

The online contest tests your knowledge identification, judging, and general knowledge. Visit <https://4h.unl.edu/online-horticulture-judging-contest> for more information. Study materials can be found on the above website link also. No study materials are to be used while taking the test.

Give it a try to test your horticulture knowledge!

Available for Check-Out Poultry American Standard of Perfection 44th Edition

book is available at our office for check-out to aid our poultry exhibitors in identification and showmanship presentation.



GRO Big Red Virtual Learning Series

A free webinar series via zoom every 2nd Wednesday of the month from 12:00 noon – 1:00 in which to learn from the experts on topics about gardening and lawn care. For more information visit <https://hles.unl.edu/grobigrred>.

Livestock Achievement Program

The Livestock Achievement Program is designed to promote all educational aspects of 4-H livestock projects including selection, production, leadership, and exhibition by recognizing youth striving to improve in their livestock project knowledge and leadership. The program recognizes Members of Excellence across all 4-H livestock project areas, including: beef, sheep, meat goat, swine, dairy cattle, dairy goat, rabbit, and poultry. For more information visit <https://4h.unl.edu/livestock-achievement>. Applications are due June 15.



Nebraska State 4-H Camps



Nebraska 4-H Camps offer unique, hands-on experiences for youth. For a list of fun summer camp opportunities visit <https://4h.unl.edu/camps>.

Pre-Entry Forms Instructions for Cedar County Fair 4-H Exhibits

The 2024 Cedar County Fair is fast approaching. It is now time to think about what you would like to exhibit at the Cedar County Fair. There are pre-entry forms on our 4-H webpage in which you will specify what exhibits you plan to bring to the Fair. Go to www.cedar.unl.edu, then hover your mouse over “Cedar County 4-H” in the red navigation menu at the top of the page, then click on “Cedar County Fair & Pre-Fair Resources” in the drop-down menu, then click on “Pre-Fair & Fair Forms Resources” link. All events and exhibits you wish to take part in or bring to the fair must be listed on these forms. **Fair entry tags and show programs will be made-up according to these forms.** If you have any questions on how to fill these out, please contact our office. Paper copies can be picked up at our office or mailed. **Clover Kid and all livestock pre-entry/ID forms are due to our office by June 15.** You may mail, email, or leave your entry forms in the courthouse drop box on the north side of the courthouse. Included with the newsletter is a copy of the Clover Kid and static exhibit pre-entry forms, all other pre-entry forms (Pre-Fair Day/Fashion Show forms, all species of Livestock, etc) can be found on the website. We will be glad to accept your completed pre-entry form any time before the deadline. In fact if you already know what you are bringing to the fair, hand it in right away please!

ENTRIES ON LATE FORMS WILL NOT BE ELIGIBLE FOR TOP AWARDS

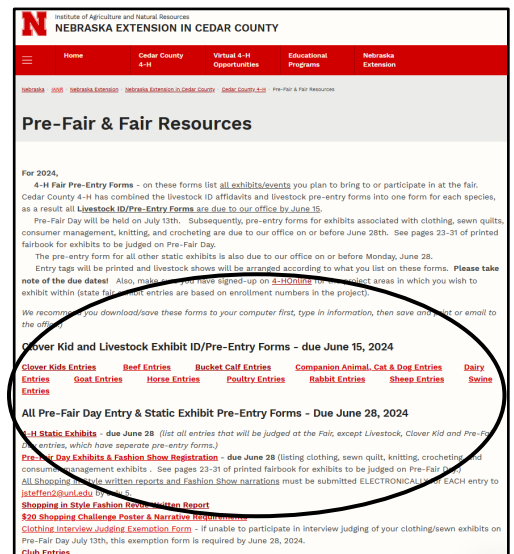
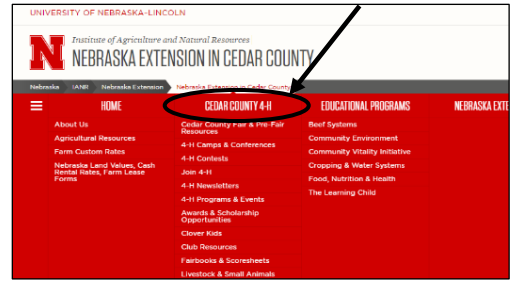
Clover Kids are asked to fill out a pre-entry form to assist the office in knowing what events and exhibits your Clover Kid plans to participate in and as to if they will or will not stall any animals at the fair.

Livestock Pre-Entries: Includes all large and small animals. Livestock Pre-Entry/ID Forms are on separate sheets by species. Livestock showmanship entries must be indicated on the pre-entry form, or we will assume you do not plan to compete in showmanship. But know, **IF YOU DO NOT PARTICIPATE IN SHOWMANSHIP, YOU ARE NOT ELIGIBLE FOR THE LIVESTOCK PREMIUM RECOGNITION.** Bucket calf exhibitors do not participate in showmanship, but still qualify for the livestock premium recognition. Refer to your fairbook, for livestock entry times, other policies, and number of entries allowed per project area classes. Showmanship is not counted in the entry limitations. These forms must be filled out **COMPLETELY AND ACCURATELY** and returned to the Cedar County Extension Office by **JUNE 15th**. All FFA exhibits must also be pre-entered. Check with your FFA Advisor whether they will be submitting your FFA entries or if you need to. Be sure to mark them as FFA entries.

The Pre-Fair Day and the static exhibit pre-entry form for all other exhibits to be entered at the fair are due in our office by Friday, June 28 (our office is open until 4:30). Please list all static (non-moving) exhibits you plan to bring to the fair on the “4-H Static Exhibits” form except for Clover Kids, Fashion Show, and all Livestock, which have their own separate pre-entry forms. **All exhibits must be pre-entered** on one form or another. List the class number for each exhibit you are planning to bring to the fair. Even though you may not be sure at this time about some of your exhibits, if you think there is any possibility you might bring them, list them on the entry forms, but please be reasonable in the amount of entries listed and the likelihood that you will be bringing them to the fair. The class numbers can be found in the fairbook. The project areas are printed in the Table of Contents. Once you find the project area, the class number can be found in front of the specific item that you are exhibiting. Please use the description column on the entry form to describe the item you are entering (if you were looking for the item in a display, how would you describe it?). This is helpful if the entry tag happens to get separated from the article. For horticulture and floriculture exhibits this is where you would list their variety name (required information).

You will need to refer to your Cedar County Fair Exhibitor’s Guide (Fairbook) for class numbers to fill out your pre-entry forms, find number of entries allowed per project area, and requirements on how to display each exhibit! If you have not picked-up your 2024 Fairbook you can pick-up a copy at the Extension Office or view online on our Cedar County 4-H webpage under the Fairbooks & Scoresheets tab.

Recommendation when filling out your pre-entry forms - Depending on which search engine you are working in, you will need to download the form then save it to your computer, then type-in information needed, save, then print off or attach to an email to send to our office. (Note: We seem to have the least problems with our forms when working in Google Chrome or Internet Explorer.)





NOTE: Cedar County 4-H Fairbook Changes for 2024

Always remember it is important to read the information at the beginning of the section you are entering: Livestock, Foods, Clothing, Horticulture, Electricity, etc. Specific directions are in each area.

State Fair age change – In classes where presence of the 4-H member is required for judging purposes, such as animal exhibits, judging contest and Fashion Show, a 4-H member must be **8** by January 1 or turn 9 during the current year to attend the state fair. Last year it was 9.

Pre-Fair day – entries that need to come on Pre-fair day are listed on **pages 22-31** Example: Quilts but not Barn Quilts. Consumer management entries like shopping in style and poster or binders. Financial Management entries come to fair.

Photography – Theme for this year is Favorite Place in Cedar County. **pg.32**

County Challenge is Buckets of Bloom. 4-H members are invited to plant whatever you want in a 5 gallon bucket with drain holes and add beauty to the Cedar County Fairgrounds. All County Challenge exhibits will be collected and judged in the Static Exhibit building to be considered for an award. After judging, these exhibits will be placed outside throughout the fairgrounds. **pg. 64**

Edible Book Challenge added. Create an edible piece of art representing a book you have read (cake, cupcakes, brownie, cookie, etc.). The creation can be the book's cover, a character, scene, or any other reflection from the book. Must display edible creation, book, and completed information sheet. **pg. 56**

Visual Arts – options for visual arts have changed this year. Visual Arts has options for mediums (similar to the past). They also have options for **Visual Art Themes** such as "Original Art Inspired by Plants or Animals". Please see the Visual Arts section for more information. **pg. 41**

Presentations Contest: live animals are no longer to be used in the presentation. Alternative ways of showing information about live animals (models, videos, photos, etc.) are encouraged. **pg. 21**

PSAs and Video Communication Theme: "4-H is a Feeling" **pg. 22**

Home Environment section renamed Home Design & Restoration pg. 37. There is also a new Home Design & Restoration supporting information tag.

Food Preservation – Must be a current project. Exhibits must have been preserved since the member's previous year's county fair, and not been exhibited at the previous State Fair. **pg. 54**

Special Agronomy Project – sugar beets **pg. 60**

Special Garden Project – Princess of India Nasturtium (flower) **pg. 68**

Agronomy: Grain or Plant Exhibit – Grain exhibits must be placed in a clear container so it can be viewed and displayed. **pg.60**

Floriculture Classes 1-46 – NO screw on lids or screw on rings and flats may be used. **pg. 63**

SET Renamed to STEM pg. 69

STEM Woodworking – Wood Projects created on a Turning Lathe added **pg. 75**

Rabbit – Blue Holicer and Czech Frosty breeds added to Fancy Breed list **pg. 19**



Clover Kids Pre-Entry Form Cedar County 4-H



Return To: Nebraska Extension – Cedar County,
PO Box 368, Hartington, NE 68739
Phone 402-254-6821 Email: cedar-county@unl.edu
by June 15, 2023

Name _____ Age: _____ (As of Jan. 1, 2023)

Phone # _____ Club Name _____

Cedar County Clover Kids can exhibit a maximum of 12 static entries per exhibitor, plus contests and small livestock entries. Please check what your child is anticipating to exhibit.

- Participated in Public Speaking Contest on April 10
- Participated in Favorite Food Revue on May 25 Presented a Demonstration on May 25
- Plans to participate in Clover Kids Fashion Revue on Pre-Fair Day, July 1
- Plans to exhibit an Animal Science entry *(Check all that apply)* Stall at fairgrounds Take home following show
- Poultry Bucket Calf Rabbit Other Animal _____
- Plans to exhibit entries from Clover Kid Camp, workshops, take it & make it kits, or from the five educational outcome areas of 4-H: 4-H Science, Agricultural Literacy, Career Development and College Readiness, Citizenship & Leadership, Healthy Living

If you attended a workshop and wonder in which project or class to enter your exhibit, here you are:

Project Area and Class Entry numbers for Workshop Exhibits

Workshop	Item Made	Project Area	Class Entry Number	Class Name
Winter Take & Make	Silicone Bead Keychain/Bracelet	Let's Create	C259914	Winter Take & Make – Silicone Beaded Keychain/Bracelet
4-H Saturday	Spiral Cut Wreath	Let's Create	C259916	Recycled Water Bottle Spiral Wreath
Design Fairbook Cover Contest	Design Fairbook Cover	Communications	B154904	Fairbook Cover
Spring Take & Make	Bottle Cap Art	Let's Create	C259915	Bottle Cap Art
Rocketry Class	Rocket	Rockets & Drones	H850903	Rocket (plastic fins)
Building Better Babysitters	Calm Down Sensory Bottle	Human Development	C200901	County Only
Buckets of Blooms	County Challenge – Buckets of Blooms	Floriculture	G770904	plants available at workshop Princess India Nasturtium, Variegated Vinca Vine, Bulb names TBA
Project Day	Wood Flag	Design decisions	C257903	County Only <i>supporting information tag</i>
Project Day	Clay Dish	Visual Art	C260903	County Only <i>supporting information tag</i>
Project Day	Mini Foosball	Human Development	C200902	County Only <i>supporting information</i>
Project Day	Bird Feeder/Water	Wildlife Habitat	D342902	County Only <i>supporting information</i>

For completed updated list visit the Pre-Fair & Fair resources page on our 4-H website.



Name _____ Age _____ Phone _____
Club _____

Entry Number consists of department letter, division number and class number
(example – Photo Story Display is in department B, division 180, class 902 – put together is B180902)

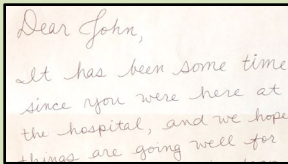
Entry Number	Class Name as Per Fair Book	Description of Item or Variety Name
Ex – B180902 G773226	Photo Story Display Red Potatoes	Preparing to Launch a Rocket Norland Red
_____	_____	_____
_____	_____	_____
_____	_____	_____
_____	_____	_____
_____	_____	_____
_____	_____	_____
_____	_____	_____
_____	_____	_____
_____	_____	_____
_____	_____	_____
_____	_____	_____
_____	_____	_____
_____	_____	_____
_____	_____	_____
_____	_____	_____
_____	_____	_____
_____	_____	_____
_____	_____	_____
_____	_____	_____
_____	_____	_____
_____	_____	_____



June 4-H Featured Project Idea



Communications



Create a caring correspondence. It can be a formal or informal letter, e-mail, or note that show how much you care, such as a letter of appreciation, a thank you note or a friendship card. Caring correspondence refers to any form of written communication that conveys gratitude, appreciation, or affection towards someone. The primary purpose of caring correspondence is to acknowledge someone's efforts, support, or presence in your life, making them feel valued and appreciated. These thoughtful messages can have a lasting positive impact on both the sender and the recipient.


Fair Entry: Communications, Module 1
B154903 Caring Correspondence

Clover Kids

June Featured Project Idea



Raised Salt Painting



What is raised salt painting? Kid's get to make a design out of glue and then salt is sprinkled over the design. Watercolors complete the design. The salt absorbs the paint and makes a super cool design for a gorgeous art project they can use to decorate their room.

For materials all you need is white glue, table salt, watercolor paints, and card stock. Use white glue to draw a design or picture onto a piece of card stock. When you are finished with your glue drawing, liberally sprinkle salt onto the glue. Gently shake off the excess salt. Use watercolor paints to gently paint onto the salt. The more color you have on your brush the better. Watch how the salt absorbs the paint and the cool colors it makes.

For more detailed instructions and a video on salt painting visit <https://www.onecrazymom.com/salt-painting/>

Showcase your painting at the Cedar County Fair!