



Nebraska Extension – Cedar County, 101 E. Centre, PO Box 368, Hartington, Nebraska 68739
Phone: (402) 254-6821 Fax: (402) 254-7205 Email: Cedar-County@unl.edu

Cedar County 4-H Website: www.cedar.unl.edu then click on Cedar County 4-H in the red navigation menu

Nebraska 4-H Website: <http://4h.unl.edu>

Important Dates

- June 1 – Horse Level Testing & State Horse Show Entries Due
- June 5 & 7 – Advanced Sewing Workshop
- June 6 – Clover Kid Day Camp
- June 9 – Pancake Workshop
- June 12 – Sewing & Food Dehydration Workshop
- June 13 – Clover Kid Sewing Workshop
- June 15 – YQCA Training
- June 15 – Bee Hotel Virtual Workshop
- June 15 – Livestock ID/Pre-Entry, Pre-Fair Day Pre-Entry, and Clover Kid Pre-Entry Forms Due
- June 15 – Last day to enroll and add/delete projects on 4HOnline
- June 19 – Office Closed in Observance of Juneteen
- June 20 – Beginning Sewing Workshop
- June 22 – Fairy Gardens Workshop
- June 27 – Welcome Home Sign Workshop
- July 3 – Static Pre-Entry Form Due
- July 4 – Office Closed for Independence Day
- July 5 – Fairgrounds Clean-Up Night

Pre-Fair Day
July 1, 2023

Cedar County Fair
July 19-23, 2023

Welcome Cara Wiebelhaus Cedar County 4-H Assistant



Cara Wiebelhaus grew up as her grandfather's shadow on their family farm. She studied geography and communications at Wayne State so her mom joked that she'd "go places and talk about it." After she graduated college, Cara worked for National Parks giving educational talks and tours, so her mother was right all along. Cara now calls Cedar County home. She loves the friendly people and enjoys their family tradition of camping at the Cedar County Fair. She is excited to connect others to the many opportunities in 4-H and do youth programs again!

June 15th Deadlines

✓ **Project Area Enrollment Updates are to be completed by June 15th.** See "Project Area Enrollment" page of the newsletter for more detailed instructions (*page 4*). After you have confirmed your project areas on 4HOnline then it is time to specify what exhibits you plan to bring to the Cedar County Fair from within those project areas. You will need to print your fair pre-entry forms from the webpage according to the project areas you have enrolled in through 4HOnline. See the attached Pre-Entry Forms Instructions page included in this newsletter for more detailed instructions (*page 5*). Clover Kid, Pre-Fair Day, and all Livestock Pre-Entry/ID Forms are due to our office by June 15th. And the static exhibit pre-entry form for all other static exhibits to be entered at the fair are due to the office by July 3. Fair entry tags and show programs will be made-up according to these forms.

✓ **Livestock Pre-Entry/ID Forms Due**

The livestock forms are due to our office by June 15th. Fair show programs and stall assignments will be made according to what you have entered on these forms. You may list alternate animals in your id section in case you need to substitute an animal. Please contact our office as soon as possible if you need to make a substitution. **Late entry forms will not be considered for top awards**, unless prior arrangements are made.

June 15th Deadlines *(continued)*

✓ **Pre-Fair Day Entry Forms** – On the top of the Pre-Fair Exhibits and Fashion Show Registration sheet please list all exhibits (clothing, sewn quilts, knitting, crocheting, and consumer management exhibits) that are required to be judged on Pre-Fair Day, see pages 23-31 of the printed fairbook. Also if you plan to model for the Fashion Show, please check all the respective exhibit areas you wish to model within. *(Written reports and narrations are due to Megan no later than June 26.)*

✓ **Clover Kid Pre-Entry Form is to be completed by June 15th.** If youth will be exhibiting any animals, please note on form as to if they will be taking their animal home following the show or staying on the fairgrounds.

✓ **All Pre-Entry forms and supporting information forms can be found on the Cedar County Fair & Pre-Fair Resources webpage.**

Early pre-entry forms are greatly appreciated!

Livestock Quality Assurance YQCA Training

Thursday, June 15 – 9:00 a.m.

(The last in-person training)

All 4-H aged youth 8-18 *(Clover Kids are exempt)* enrolled in livestock projects (beef, dairy, goat, poultry, rabbit, sheep, and swine) are required by Nebraska 4-H to complete an annual quality assurance training through Youth for the Quality Care of Animals (YQCA).

- To register visit <https://yqcaprogram.org>
- Also visit the [link for login & registration instructions](#) found on our 4-H webpage
- Due to Children's Online Privacy Protection Rule (COPPA) parents will need to register children
- Parents will receive a confirmation email to validate. Add all your children needing to complete YQCA (this does not include Clover Kids) and submit.
- Complete the data sharing consent.
- Now you are ready to purchase your YQCA training.
- Go to the Home Page. Scroll down and select a training you would like.
- Click Proceed to Buy when you are finished.
- Purchase Course via Credit Card
- All students must take the pre-test after signing up for an instructor-led course. Instructors will

not be able to mark students as complete until they take the pre-test. Students can access the pretest by signing into their YQCA account and then clicking on the blue username. In the dropdown menu, students will select “Enrolled ILT Trainings” and click the Pre-Test button.

Attend the training on June 15.

Youth participating in another county's YQCA training or online, please send a copy of your certificate to the Extension Office with their livestock pre-entry/ID forms by **June 15th**.

The 2023 Fairbook (4-H/FFA Exhibitor's Guide) can be picked-up at the Extension Office



or can also be viewed online under the Cedar County 4-H menu tab “Fairbooks & Scoresheets”. You will need the fairbook when completing your pre-entry forms, for the exhibit entry number and class name. A list of fairbook changes can also be found on our “Fairbook & Scoresheets” webpage.



\$20 Shopping Challenge

replaces the \$15 Shopping Challenge

**** NEW ** 14” x 22” poster is worth 50**

percent toward the Fashion Show scoring.

Your SHOPPING Challenge entry must be a complete outfit. All parts of the outfit must be purchased. Accessories and shoes already owned can be used to complement/finish the outfit. Cost of outfit must be \$20 or less, not including shoes, accessories, or undergarments.

- Consider why outfit is needed and how it fills a void in your wardrobe.
- Take into account the fit, quality and care of the garment(s).
- Create 14” x 22” poster that includes documentation of all purchases, their prices, a photo of yourself in the newly acquired outfit, and a description of how this outfit meets your wardrobe needs.
- Email Megan your narrative by June 26.
- Model the outfit on Pre-Fair Day, July 1st, (clothing judging day) and at the public Fashion Show following the judging competition.

After the public Fashion Show you may take your outfit home, but the poster will be kept at the Extension Office and then displayed at the Cedar County Fair.



4-H Show T-shirts

Anyone wanting a regulation 4-H show t-shirt, please contact the Extension Office. 4-H livestock and small animal exhibitors are required to wear 4-H t-shirts or have a 4-H chevron on a white shirt. The white or green t-shirts will be acceptable for showing in Cedar County. Wearing of the show t-shirt is optional for Clover Kids, not required. Parents and leaders are also welcome to order a t-shirt. Cost is \$8.00.

Attention Gardeners!!!



Keep track of the variety name of your flowers and vegetables, it is required on your entry tags or the exhibit will be dropped a ribbon placing. This will make it easier at fair time when you need to know the exact variety name to put on the pre-entry form. Available on our Cedar County 4-H page under the "Pre-Fair & Fair Resources" are resources on how to select and prepare your vegetables, herbs and fruits for exhibiting, and preparing your cut flowers for the fair.

Online Horticulture Judging Contest June 2-16

The online contest tests your knowledge in 3 areas; identification, judging, and general knowledge. Please provide the answer you think is correct for each of the questions. For more information visit <https://4h.unl.edu/online-horticulture-judging-contest>. Please fill in all information completely. Study materials can be found on the above website link also. No study materials are to be used while taking the test.

Give it a try to test your horticulture knowledge!

2023 Special Garden Project



The 2023 Special Garden Project will focus on Mrs. Burns' Lemon Basil. If you reserved a packet of seed it is ready to pick-up at the Extension Office. We also have a few extra packets if you wish to participate, first come, first serve. Be sure to enroll in the Special Garden Project through 4-H Online.



Available for Check-Out

Poultry American Standard of Perfection 44th Edition book is available for check-out to aid our poultry exhibitors in identification and showmanship presentation.



Attention Photographers

We have 11x14 mats for an 8x10 photo available to purchase at our office for \$2.00 apiece.

2023 Special Entomology Project



Do you like bugs? In the Special Entomology Project, the insect of the year is the GRASSHOPPER.

Report what you have learned about the grasshopper through an educational exhibit on a poster or pin the insect and include a 1-2-page report. See the fairbook for more details.

2023 County Challenge

** Chocolate Chip Cookies **

4-H members are invited to show their creativity and originality by creating an interesting Chocolate Chip Cookie entry. You are not limited to food, it can also be a photograph, a picture story, artwork, cookie made out of other materials (fabric, ceramic, clay, etc.) hot plate mat or a cost comparison poster. Enter your exhibit under the appropriate department and enter it in the County Challenge to be considered for the award. An award will be given to the best entry sponsored by Megan Hanefeldt. (see page 38 of fairbook)

2023 County Photography Theme

** Foods **

4-H members enrolled in levels 1, 2, or 3 of Photography are invited to participate in the county project and exhibit a photo showing an aspect of FOODS.

Be Creative!

Livestock Achievement Program



Livestock Achievement Program is designed to promote all educational aspects of 4-H livestock projects including selection, production, leadership, and exhibition by recognizing youth striving to improve in their livestock project knowledge and leadership. The program recognizes Members of Excellence across all 4-H livestock project areas, including: beef, sheep, meat goat, swine, dairy cattle, dairy goat, rabbit, and poultry. For more information visit <https://4h.unl.edu/livestock-achievement>. Applications are due June 15.

50% Off Discount Fair Tickets



Grossenburg Implement is sponsoring a 50% discount to 4-H families for the Cedar County Fair entertainment tickets. 4-H families who have paid their dues and completed their enrollment on 4HOnline can contact the office for a promo-code and website link giving them a 50% discount for up to five tickets of their choice per family. Be sure to thank Grossenburgs for your discounted tickets!

Project Area Enrollment

Updates are to be completed by June 15th.

Be sure your child is enrolled in all project areas they wish to exhibit within at the Cedar County Fair. Go to 4HOnline <https://v2.4honline.com> and review with your child(ren) what project areas they are in and update as needed. State Fair quotas are based on county project enrollments, so please be sure your child is enrolled.

Be thinking of what they plan to make and what project area it falls under. (See list of project areas below.) For example: if they plan to make strawberry jam to exhibit at the fair they must be enrolled in Food Preservation – Unit 3 Boiling Water Canning, if they plan to rewire a lamp they must be enrolled in Electricity Unit 3-Electric Excitement. If there is more than one level within a project area, they can only be enrolled in one level and after advancing to the next level they cannot go back, so be sure they are not enrolling in a project area level too advanced for your child's age. It is better to stay within each level for at least two years to show growth within that level before advancing to the next level. Check your fairbook to see what level the exhibit your child plans to bring would fall under.

Also, consider what project workshops your child may participate in before the fair. If they will be making an article they can exhibit at the fair be sure to enroll in the project areas those articles would be exhibited within.

If you need to add or delete project areas, be sure to make those changes on 4HOnline by June 15th. All project areas the 4-H member intends to exhibit within at the fair must be added by this date. The website **will not** allow changes after June 15.

Clover Kids need only to enroll in Clover Kids: Animal Science if planning to exhibit an animal at the fair. The Clover Kids: General Clover Kids Program will cover all other exhibits for them.

ANIMAL SCIENCE

- Beef
 - Bucket Calf ^A
 - Return Bucket Calf ^{A/B}
 - Breeding Beef ^D
 - Feeder Calf ^D
 - Market Beef ^D
 - Cow/Calif ^D

- Companion Animal
 - Cat ^D
 - Dog ^D
 - Other Pet or Small Animal ^D

- Dairy Cattle
 - Dairy Cattle ^D

- Goat
 - Breeding Meat Goat ^D
 - Dairy Goat ^D
 - Meat Goat ^D
 - Pygmy Goat ^D

- Horse
 - Horse ^D

- Poultry
 - Poultry ^D

- Rabbit
 - Rabbit ^D

- Sheep
 - Breeding Sheep ^D
 - Market Sheep ^D

- Swine
 - Breeding Swine ^D
 - Market Swine ^D

- Veterinary Science
 - The Normal Animal ^A
 - Veterinary Science ^{A/B}
 - Animal Disease ^{B/C}
 - Animal Health & its Relationship to Our World ^C

COMMUNICATIONS & EXPRESSIVE ARTS

- Communications
 - Module 1 ^A
 - Module 2 ^B
 - Module 3 ^C

- Digital Video
 - Digital Video Pro ^D

- Photography
 - Photography Basics ^A
 - Next Level Photography ^B
 - Mastering Photography ^C

- Presentations
 - Posters ^D
 - Presentations ^D

- Theatre
 - Theatre Arts 1 ^A
 - Theatre Arts 2 ^B
 - Theatre Arts 3 ^C

- Visual Arts
 - Portfolio Pathways ^{B/C}
 - Sketchbook Crossroads ^{B/C}

Consumer & Family Science

- Clothing
 - STEAM Clothing: Beyond the Needle ^D
 - STEAM Clothing 1: Fundamentals ^D
 - STEAM Clothing 2: Simply Sewing ^{A/B}
 - STEAM Clothing 3: A Stitch Further ^{B/C}

- Consumer Management
 - Shopping in Style ^D
 - My Financial Future ^{A/B}
 - My Financial Future ^{B/C}

- Crocheting
 - Crochet ^D

- Heritage
 - Heritage ^D

- Home Environment
 - Design My Place ^{A/B}
 - Design Decisions ^{B/C}
 - Preserving Heirlooms ^{B/C}

- Human Development
 - I Have What It Takes to be Your Babysitter ^D
 - Kids on the Grow 1 ^A
 - Kids on the Grow 2 ^B
 - Kids on the Grow 3 ^C

- Knitting
 - Knitting ^D

- Quilting
 - Quilt Quest ^{B/C}
- Other Consumer

Environmental Education & Earth Science

- Conservation
 - Outdoor Skills ^D
 - 4-H Geology ^D
 - Environment 1 ^A
 - Environment 2 ^B
 - Environment 3 ^C
 - Outdoor 1: Hiking Trails ^A
 - Outdoor 2: Camping Adventures ^B
 - Outdoor 3: Backpacking Expeditions ^C

- Entomology
 - Insectigator ^D
 - Entomology 1 ^A
 - Entomology 2 ^A
 - Entomology 3 ^A

- Forestry
 - Tree Identification ^D

- Shooting Sports
 - 22 Rifle ^D
 - Air Pistol ^D
 - Air Rifle ^D
 - Archery ^D
 - BB Gun ^D
 - Hunting Skills ^D
 - Muzzleloader ^D
 - Shotgun ^D
 - Smallbore Pistol ^D

- Wildlife
 - Amphibians ^D
 - Bird Behavior ^D
 - Taxidermy ^D
 - Wildlife Habitat Evaluation ^D
 - Fishing for Adventure 1 ^A
 - Fishing for Adventure 2 ^B
 - Fishing for Adventure 3 ^C
 - Wildlife Conservation 1 ^A
 - Wildlife Conservation 2 ^B
 - Wildlife Conservation 3 ^C

- Clover Kids
 - Clover Kids: Animal Science
 - Clover Kids: General CK Program

Healthy Lifestyles

- Cycling
 - Bicycle Adventures 1 ^A
 - Bicycle Adventures 2 ^B
 - Bicycle Adventures 3 ^C

- Food & Nutrition
 - Cooking 101 ^A
 - Cooking 201 ^B
 - Cooking 301 ^B
 - Cooking 401 ^C

- Food Preservation
 - Unit 1 Freezing Project Manual ^D
 - Unit 2 Drying Project Manual ^D
 - Unit 3 Boiling Water Canning Project Manual ^D
 - Unit 4 Pressure Canning Project Manual ^D

- Physical Education
 - YOUth in Motion ^D

- Safety
 - Fire Safety ^A
 - Safety ^{A/B}
 - All-Terrain Vehicles (ATV) ^{B/C}
 - Tractor Safety ^{B/C}

Leadership, Citizenship & Personal Development

- Citizenship
 - Citizenship: Public Adventures ^D
 - Seeing i2i ^D

- Entrepreneurship
 - Discover the E-Scene ^{B/C}
 - The Case of ME ^{B/C}
 - Your Business Inspection ^{B/C}
 - Blueprint ^C

- Leadership
 - Serving as Junior Leader ^D
 - Step Up to Leadership 1 ^A
 - Step Up to Leadership 2 ^{B/C}
 - Step Up to Leadership 3 ^C

Plant Science

- Agronomy
 - Special Agronomy Project ^D
 - Field Crops 1 ^A
 - Field Crops 2 ^B
 - Field Crops 3 ^C

- Horticulture
 - Annual Flowers ^D
 - Everyone a Gardener ^D
 - Houseplants ^D
 - Special Gardening Project ^D
 - The World of Flowers ^D
 - Gardening A ^A
 - Gardening B ^B
 - Gardening C ^B
 - Gardening D ^C

- Range
 - Weed Science ^D
 - Reading the Range ^B
 - Using Nebraska Range ^C

Science, Engineering & Technology

- Aerospace
 - Aerospace 2 ^A
 - Aerospace 3 ^B
 - Aerospace 4 ^C

- Computers
 - Computer Mysteries 1 ^A
 - Computer Mysteries 2 ^B
 - Computer Mysteries 3 ^C

- Electricity
 - Electric Excitement 1 ^A
 - Electric Excitement 2 ^{A/B}
 - Electric Excitement 3 ^B
 - Electric Excitement 4 ^C

- Gear-Tech-21
 - Gear-Tech-21 Year 1 ^B
 - Gear-Tech-21 Year 2 ^B

- Geospatial
 - Geospatial ^D

- Physics
 - 4-Wheelin' Physics Fun ^A
 - The Power of Wind ^B

- Robotics
 - Junk Drawer Robotics 1 ^D
 - Junk Drawer Robotics 2 ^D
 - Junk Drawer Robotics 3 ^D
 - Robotics Platforms ^D

- Welding
 - Arc Welding ^{B/C}

- Woodworking
 - Woodworking Wonders 1 ^A
 - Woodworking Wonders 2 ^A
 - Woodworking Wonders 3 ^B
 - Woodworking Wonders 4 ^C

Pre-Entry Forms Instructions for Cedar County Fair 4-H Exhibits

The 2023 Cedar County Fair is fast approaching. After you have completed updating your project area enrollment updates on 4HOnline, then it is time to specify what exhibits you plan to bring to the Cedar County Fair from within those project areas you signed up for. You will need to print your fair pre-entry forms from the webpage according to the project areas you have enrolled in. Go to www.cedar.unl.edu, then hover your mouse over “Cedar County 4-H” in the red navigation menu at the top of the page, then click on “Cedar County Fair & Pre-Fair Resources” in the drop-down menu, then click on “Pre-Fair & Fair Forms Resources” link. All events and exhibits you wish to take part in or bring to the fair must be listed on these forms. **Fair entry tags and show programs will be made-up according to these forms.** If you have any questions on how to fill these out, please contact our office. Paper copies can be picked up at our office or mailed. **Clover Kid, Pre-Fair Day and all livestock pre-entry/ID forms are due to our office by June 15.** The static exhibit pre-entry form for all other exhibits to be entered at the fair are due in our office on or before Monday, July 3 (our office is open until 4:30). You may mail, email, or leave your entry forms in the courthouse drop box on the north side of the courthouse. Included with the newsletter is a copy of the static exhibit pre-entry form, all other pre-entry forms (Clover Kid, Pre-Fair Day/Fashion Show forms, all areas of Livestock, etc) can be found on the website. We will be glad to accept your completed pre-entry form any time before the deadline. In fact if you already know what you are bringing to the fair, hand it in right away please!

ENTRIES ON LATE FORMS WILL NOT BE ELIGIBLE FOR TOP AWARDS


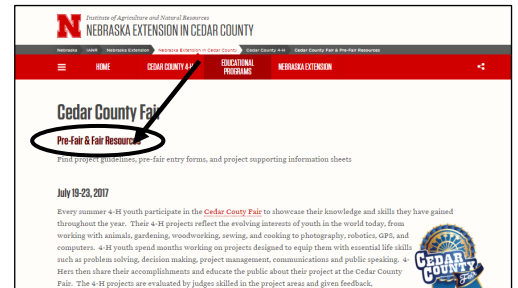
Clover Kids are asked to fill out a pre-entry form to assist the office in knowing what events and exhibits your Clover Kid plans to participate in and as to if they will or will not stall any animals at the fair.

Livestock Pre-Entries: Includes all large and small animals. Livestock Pre-Entry/ID Forms are on separate sheets by species. Livestock showmanship entries must be indicated on the pre-entry form, or we will assume you do not plan to compete in showmanship. But know, **IF YOU DO NOT PARTICIPATE IN SHOWMANSHIP, YOU ARE NOT ELIGIBLE FOR THE LIVESTOCK PREMIUM RECOGNITION.** Bucket calf exhibitors do not participate in showmanship, but still qualify for the livestock premium recognition. Refer to your fairbook, for livestock entry times, other policies, and number of entries allowed per project area classes. Showmanship is not counted in the entry limitations. These forms must be filled out **COMPLETELY AND ACCURATELY** and returned to the Cedar County Extension Office by **JUNE 15th**. All FFA exhibits must also be pre-entered. Check with your FFA Advisor whether they will be submitting your FFA entries or if you need to. Be sure to mark them as FFA entries.

Please list all static (non-moving) exhibits you plan to bring to the fair on the “4-H Static Exhibits” form except for Clover Kids, Fashion Show, and all Livestock, which have their own separate pre-entry forms. **All exhibits must be pre-entered** on one form or another. List the class number for each exhibit you are planning to bring to the fair. Even though you may not be sure at this time about some of your exhibits, if you think there is any possibility you might bring them, list them on the entry forms, but please be reasonable in the amount of entries listed and the likelihood that you will be bringing them to the fair. The class numbers can be found in the fairbook. The project areas are printed in the Table of Contents. Once you find the project area, the class number can be found in front of the specific item that you are exhibiting. Please use the description column on the entry form to describe the item you are entering (if you were looking for the item in a display, how would you describe it?). This is helpful if the entry tag happens to get separated from the article. For horticulture and floriculture exhibits this is where you would list their variety name (required information).

You will need to refer to your Cedar County Fair Exhibitor’s Guide (Fairbook) for class numbers to fill out your pre-entry forms, find number of entries allowed per project area, and requirements on how to display each exhibit! If you have not picked-up your 2023 Fairbook you can pick-up a copy at the Extension Office or view online on our Cedar County 4-H webpage under the Fairbooks & Scoresheets tab. Please remember, **you are only eligible to enter exhibits based on the project areas in which you are enrolled in on 4HOnline.**

Recommendation when filling out your pre-entry forms - Depending on which search engine you are working in, you will need to download the form then save it to your computer, then type-in information needed, save, then print off or attach to an email to send to our office. (Note: We seem to have the least problems with our forms when working in Google Chrome or Internet Explorer.)



June Featured Project Idea for 4-H & Clover Kids



Heritage

What does your heritage mean? Heritage is a person's unique, sense of family identity: the values, traditions, culture, and artifacts handed down by previous generations. We absorb a sense of our heritage throughout our lives as we observe and experience the things that make our family unique.

The purpose of the 4-H Heritage project is to acquire knowledge, develop a connection to the past and share the story of a 4-H member's heritage and history around them. An exhibit may include items, pictures, maps, charts, recordings, drawings, illustrations, writings, or displays that depict the heritage of the member's family or community or 4-H history.


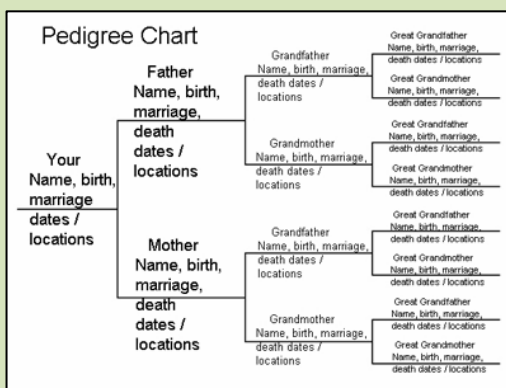
Do you have an interesting story of a past member of your family or of your community? Have you ever wondered what your ancestry was, and wanted to make a family tree? Do you have pictures of your great-grandparents' families? Do you have a scrapbook of all your past 4-H projects? These are all ideas of exhibits you can display in the 4-H Heritage project.



4-H Aged Youth – Be sure to enroll in the Heritage project on 4HOnline. See pages 36-37 in your 4-H fairbook for more information on possible exhibits and requirements for each exhibit.

If you have a family article with historic, sentimental or antique value that you would like to restore, repurpose or refinish see the Heirloom Treasure/Family Keepsake project area on page 40-41 of your fairbook for more information and requirements.

Clover Kids – Bring a picture of your great-grandparents, grandparents, or some past family member and write a little story about who they are.



Please note: Any family heirlooms are entered at your own risk. You may want to exhibit anything delicate in a show box. Extension Office is not responsible for lost or damaged articles.

Clover Kids Information



Clover Kids exhibits will be entered at the same time as the static exhibits. Entry times may either be Tuesday evening, July 18th, from 5:30 – 7:00 p.m. or Wednesday morning, July 19th, from 7:30 – 9:00. Junior Leaders or 4-H representatives will be available to interview the Clover Kids about their projects on Tuesday evening ONLY. Entry (identification) tags will be attached, and the exhibits will be arranged for display. The Clover Kids will receive a participation ribbon and a certificate with the number of entries they brought to the fair. Clover Kids are encouraged to be creative in their projects for the Cedar County Fair. They are encouraged to exhibit entries that fit into the five educational priorities of 4-H which include: Agricultural Literacy, 4-H Science, Career Development and College Readiness, Citizenship and Leadership, and Healthy Living. Please see the clover kid page in the back of the fairbook for explicit examples. We remind Clover Kids that they are allowed to bring a **maximum of twelve static exhibits** in addition to events participated in prior to and during the fair in any combination from the projects they are enrolled in within the five priority areas and from Clover Kid Camp projects. Since they are increasing their skills and their learning each year as Clover Kids, they should not duplicate the exhibits that they brought last year. The only exception will be the animal projects. They may bring their cat, rabbit, or other small pet if they choose. The animals must be confined (kennel, leash, etc). The pets come **only** for the interview judging process and then are to be returned home. Please use your own judgment; bringing pets is **not** required. However, please bring a picture of the child and the pet for display. **This is not a competitive process. Under NO circumstances do Clover Kids participate in any 4-H fair activities that include the judging process. It is important for these children to feel that they are a part of the fair activities, but it is participation only!**

Static Building Patrol

Families with only clover kids and new families are asked to help patrol the 4-H static exhibit building for an hour or two. If you have a specific time that would work for you to patrol please contact Jackie at jsteffen2@unl.edu. It's a great opportunity to view exhibits and get ideas for projects as your child becomes 4-H age while watching the building to keep the exhibits safe.



Clover Kids Pre-Entry Form Cedar County 4-H



Return To: Nebraska Extension – Cedar County,
PO Box 368, Hartington, NE 68739
Phone 402-254-6821 Email: cedar-county@unl.edu
by June 15, 2023

Name _____ Age: _____ (As of Jan. 1, 2023)

Phone # _____ Club Name _____

Cedar County Clover Kids can exhibit a maximum of 12 static entries per exhibitor, plus contests and small livestock entries. Please check what your child is anticipating to exhibit.

- Participated in Public Speaking Contest on April 10
- Participated in Favorite Food Revue on May 25 Presented a Demonstration on May 25
- Plans to participate in Clover Kids Fashion Revue on Pre-Fair Day, July 1
- Plans to exhibit an Animal Science entry *(Check all that apply)* Stall at fairgrounds Take home following show
- Poultry Bucket Calf Rabbit Other Animal _____
- Plans to exhibit entries from Clover Kid Camp, workshops, take it & make it kits, or from the five educational outcome areas of 4-H: 4-H Science, Agricultural Literacy, Career Development and College Readiness, Citizenship & Leadership, Healthy Living

