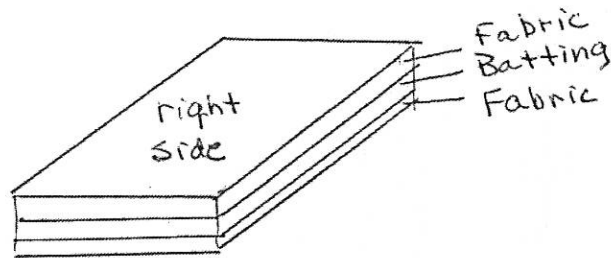


Animal Control Kennel Mats

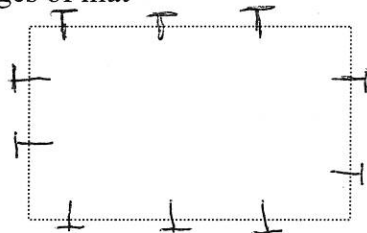
Community Service for Plattsburgh Animal Control

Sizes can range from 25"x 30" to 35"x 40". Use heavy fabric (denim, duck, gabardine, etc) or heavy knit fabric. Cut 2 rectangles of desired size from fabric and 1 rectangle (same size as fabric) from batting, old blankets, towels, etc. "Go Green" with scraps of batting, blankets, towels, etc. which may be used by overlapping scraps as the middle layer. "Go Green" by reusing fabric for outside layers.

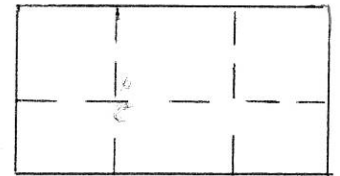

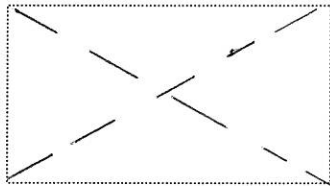
1. Layer: fabric, batting, fabric (like a sandwich) - right sides of fabric to the outside



2. Pin outside edges of mat



3. Stitch diagonally **OR** with any stitch or pattern to secure batting to fabric



4. Serge outside edges **OR** stitch $\frac{1}{2}$ " - $\frac{3}{4}$ " from edge and then zig zag edges to prevent fraying. (can also just zig zag $\frac{1}{2}$ " - $\frac{3}{4}$ " from edges to prevent fraying)

