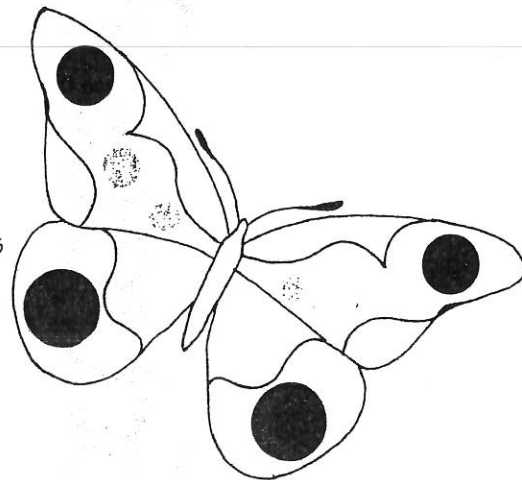


Monster Butterfly

Who says that monsters have to be scary? Not true this time. . .this winged wonder will fill your classroom with the beauty of butterflies. We call this the *Monster Butterfly* because it is soooooo big! It's also a class project so it allows all those little hands to join in and help create one huge butterfly. Attach it to a bulletin board or tack it up high in a classroom corner, wherever you place it, it will bring a springtime welcome!


Materials

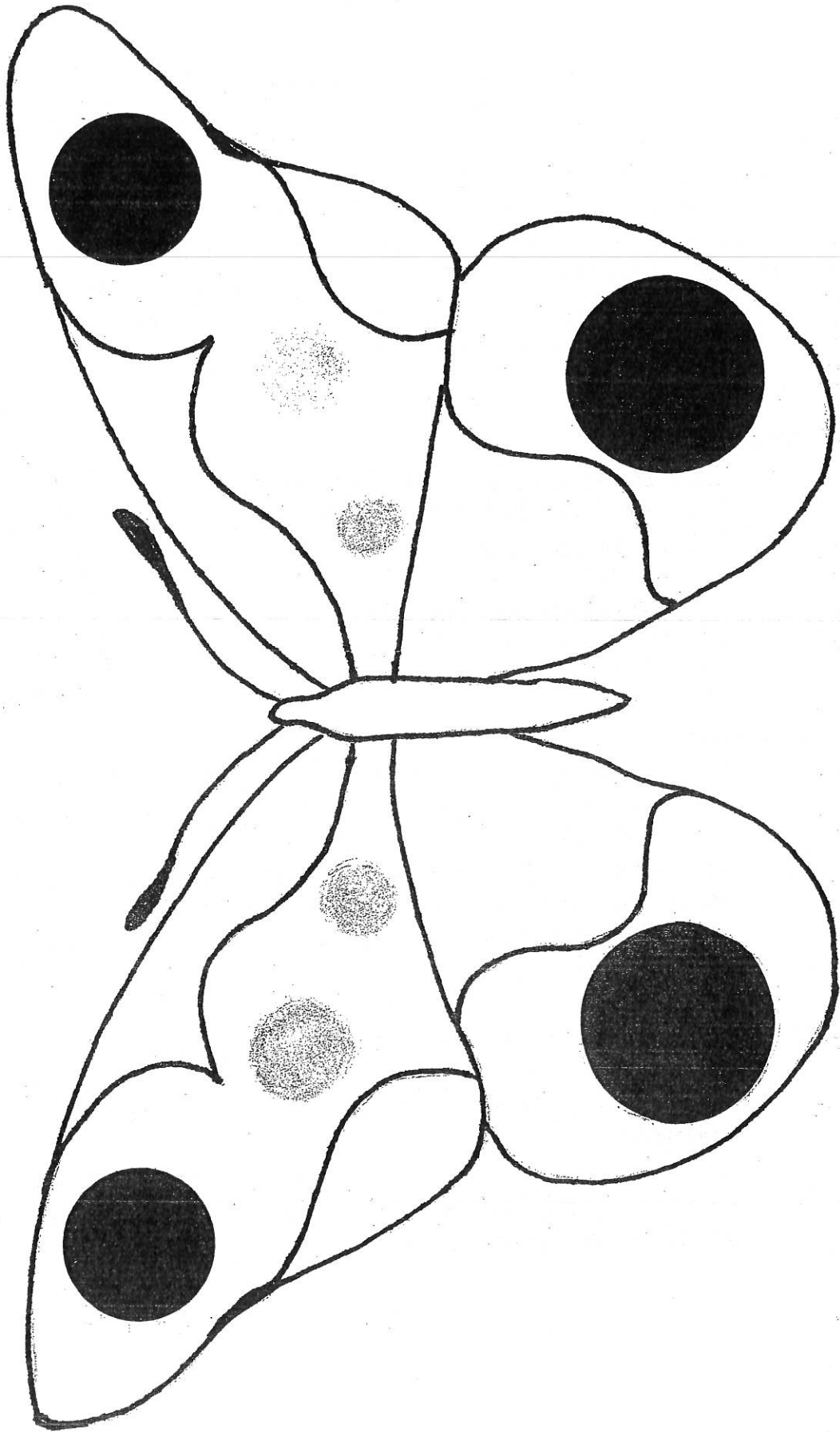
2 plain sheets of chart paper (24" x 36")
overhead projector
1 transparency
multicolored tissue paper, cut in 3" squares
glue
2 black pipe cleaners



Procedure

1. Make a transparency of the butterfly.
2. Tape the 2 sheets of chart paper together on the 36" edge. Using the overhead projector and your transparency, enlarge the butterfly shape until it fills up the chart paper space. Bigger is better! Outline the entire butterfly and the wing markings. Cut out the butterfly in one piece. (The antennae may be deleted.)
3. Now the fun part! Completely fill in the entire surface of the butterfly with tissue paper tufts. Let your class create your own color scheme or follow our suggestions. Either way, your butterfly will be lovely!
4. To make the tissue tufts, place the eraser end of a pencil in the center of a square of tissue. Crease the sides of the square up and around the pencil. With the eraser inside the tissue, dip the paper in the a small puddle of white glue and stick it to the body of the butterfly. Tightly add all the squares to the butterfly and make it look fluffy and completely covered. (No chart paper showing anywhere!)
5. Lastly, tape 2 black pipe cleaners to the back of the head. Bend to shape.

 HINT: I have a parent volunteer sit with two or three students at a time and help them while they work together. After about 15 minutes we switch! The next set of students are anxious to have their turn! You know . . . *anticipation is half the fun!*



Tissue Colors

Upper wings:
red and orange with
yellow spots

Lower Wings:
purple and green with
light blue spots

Body
black