

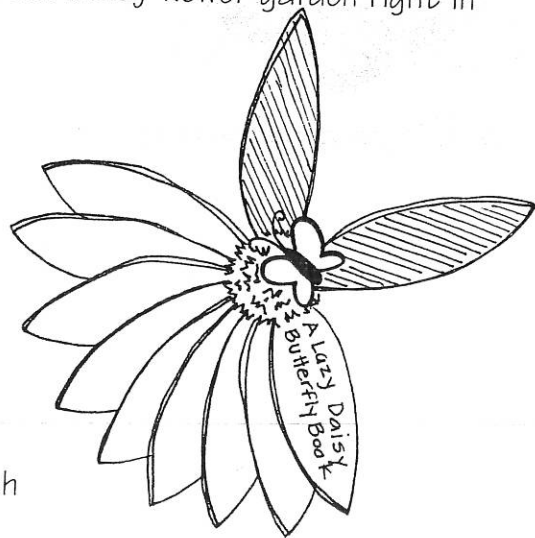
The Lazy Daisy Butterfly Book

(sung to: I'm a Little Tea Pot)

What butterfly garden would be complete without a bouquet of slender, bright daisies? Here is our version of an old time favorite in book form. Your students will incorporate reading, writing, handwriting, sequencing, and, of course, music while constructing this little lazy daisy book! When the books are completed you might want to display them on a bulletin board or on your cupboard doors. Either way, just cut some tall, tall green stems, attach a daisy book at each stem top, and your job is done! Fun, easy to prep, and you'll have a delightful daisy flower garden right in your classroom!

Materials

white, green, yellow construction paper
yellow tissue paper for flower center
tissue paper scraps
brads
glue
black pipe cleaners



Procedure

1. Cut out 8 petal-shaped pages, hole punch on the dot.
2. Cut out the petal cover page, hole punch on the dot.
3. Cut 2 green construction paper leaves, hole punch on dot.
4. Cut out 1 yellow daisy center.
5. Arrange the 8 petal poem pages in sequential order.
6. With the green leaves on the bottom, petals in the middle, and yellow center on top, secure with a brad on dots.
7. Cut yellow tissue paper into two inch square pieces. Glue yellow tufts of tissue paper, covering the yellow daisy center. Let dry.
8. Using the following butterfly shape, trace and cut two butterflies from tissue paper scraps. Lay one on top of the other and finger gather in the center. Secure with a piece of black pipe cleaner. Trim and form the tails of the pipe cleaner into antennae.
9. Glue butterfly into the yellow tissue tufts on the daisy center.
10. READ AND SING, SING AND READ TOGETHER!!!!



Here's what I like to do. . .rather than copy the poem/song for your students, have the students copy it for you! It's good handwriting practice too! An optional petal pattern with lines is provided on the following page. You will need 8 lined petal pages (one line of the song per page) plus a title page for each book. We do a page a day as seat work during reading time. It's good reading and writing fun!

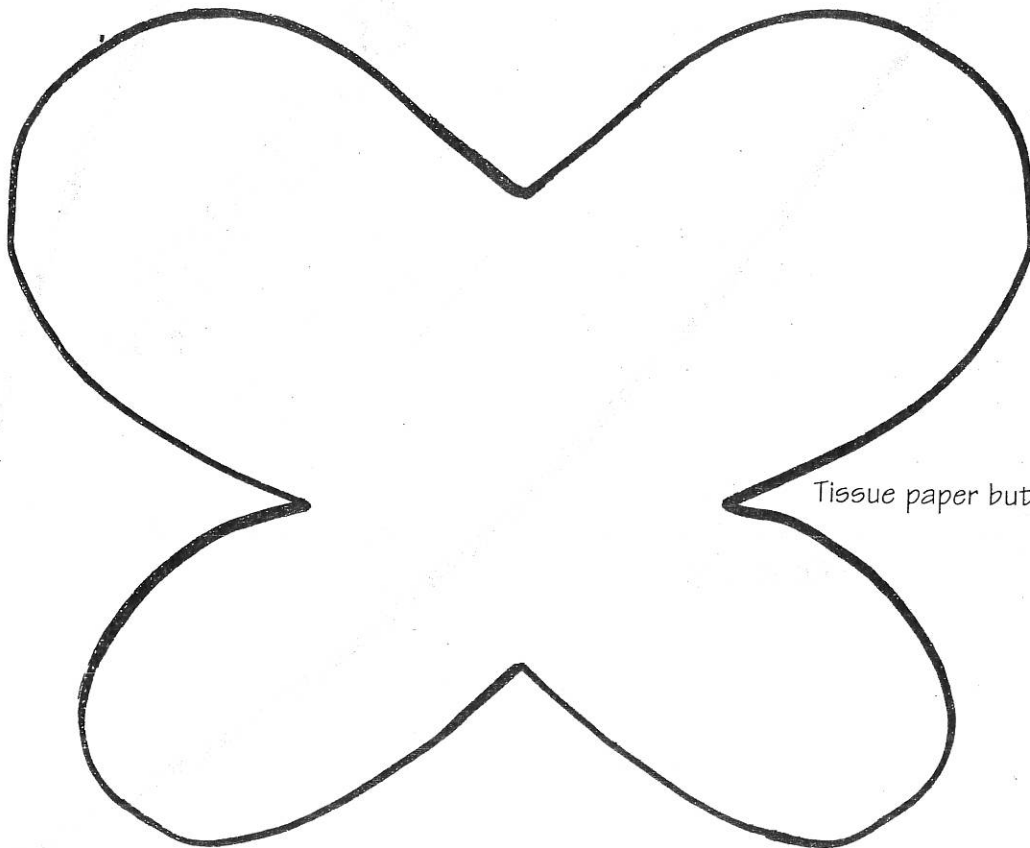
For
The Lazy Daisy Butterfly

Petal Cover Page

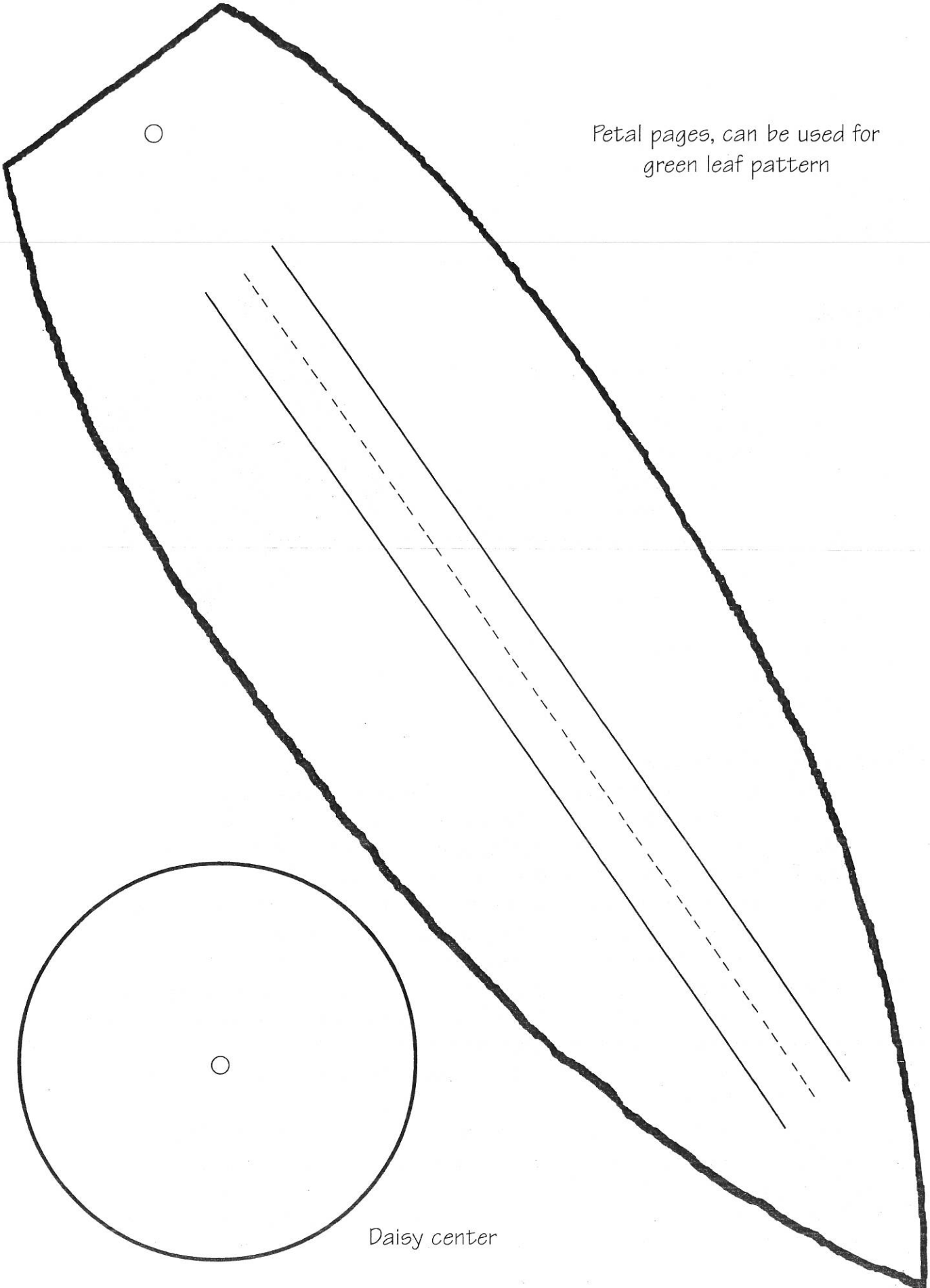
I'm a little butterfly,
As pretty as can be,
I flutter in the garden,
So happily!

When I spy a daisy,
I stop to sip,
A little sweet nectar,
And on I zip!

(These can be enlarged and pre-printed on each petal page)



Tissue paper butterfly pattern



Petal pages, can be used for green leaf pattern

Daisy center