

4-H Enrollment and Fee needs to be submitted by May 1, 2021

Steps to complete a NEW online enrollment for Buffalo County 4-H.

Access the enrollment form by logging on to 4honline at <https://ne.4honline.com>.

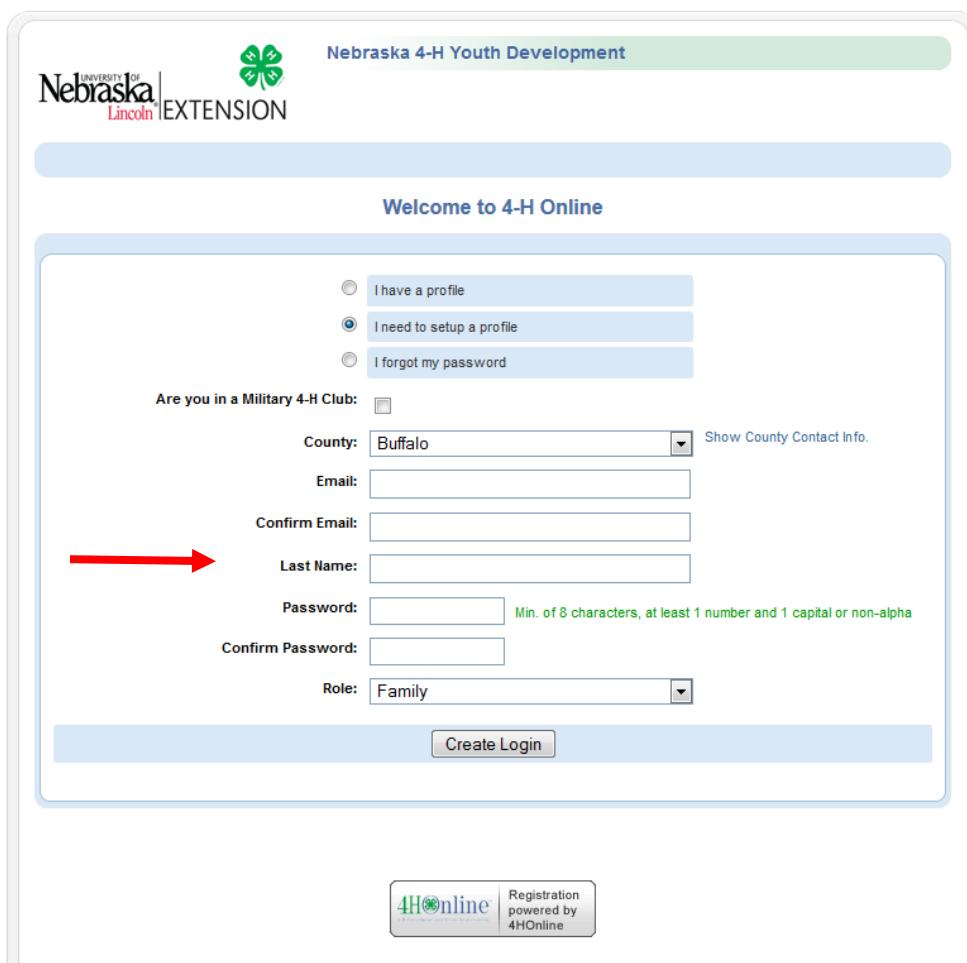
Select [I need to set up a profile](#). Each 4-H household will have a profile, in which the 4-H youth for the household will be added. Individual youth will not have an individual profile/login.

Select the correct [County](#).

The [email address](#) will be used as the user/access id. Enter an email address you use and a password you will remember. There will be an option later in enrollment to add additional email addresses.

[Last Name](#) - Please enter the household last name (i.e. Head of household last name/4-H parent(s)).

Select [Create Login](#)



Nebraska 4-H Youth Development

University of Nebraska-Lincoln EXTENSION

Welcome to 4-H Online


☐ I have a profile
☒ I need to setup a profile
☐ I forgot my password

Are you in a Military 4-H Club: ☐

County: [Show County Contact Info.](#)

Email:

Confirm Email:

 Last Name:

Password: Min. of 8 characters, at least 1 number and 1 capital or non-alpha

Confirm Password:

Role:

4Honline Registration powered by 4HOnline

Family Information (Profile Information)

Complete the required profile information.

Select whether you would prefer to receive the newsletter via **email or mail**.

You do not need to change your password

Select [Continue](#)

Family Information

Profile Information

*Required Fields

*Email:

melinda.rathman@unl.edu

joe@gmail.com

*Last Name:

Bettin

*Mailing Address:

3180 W Highway 34

*City:

Grand Island

*State:

Nebraska

*Zip Code:

68801

12345

*Primary Phone:

308-385-5088

555-555-1234

*Correspondence Preference:

Mail

*4-H County:

Hall

Update member records with the same address

☐

Password Management

Current Password:

New Password:

Confirm New Password:

Update Password

Continue >>

Adding youth/members to the Family/Profile

You may now add the youth in your household. Select [Youth](#) from the drop down option and select [Add Member](#)

On the left of the screen you may review your profile information and make any edits needed by selecting [Edit Family](#).

Member List

Bettin Family [Edit Family](#)

3180 W Us Highway 34
Grand Island, NE 68801-7279
308-385-5088
melinda.rathman@unl.edu
Unl Extension Hall County County [\[contact info\]](#)

Add A New Family Member

▼

[Add Member](#)

Member/Volunteer List					
Name	Role	Membership ID	Enrollment Status	Last Active Year	Edit

Youth Personal Information

Now enter information for **one** specific youth in the household.

You may choose to change the email address to the youth's email if so preferred.

The *asterisk areas are required, all other fields are optional.

Please enter the number of years you have been a 4-H member! The Extension office has a list if you cannot remember

If you accept text message, please enter your cell number and cell phone carrier. We plan on using this feature!

Youth Personal Information

Profile Information		*Required Fields
Email:	<input type="text" value="melinda.rathman@unl.edu"/>	joe@gmail.com
*First Name:	<input type="text" value="Eric"/>	
Middle Name:	<input type="text"/>	
*Last Name:	<input type="text" value="Bettin"/>	
Suffix:	<input type="text"/>	
Preferred Name:	<input type="text"/>	
*Mailing Address:	<input type="text" value="3180 W Us Highway 34"/>	
Mailing Address 2:	<input type="text"/>	
*City:	<input type="text" value="Grand Island"/>	
*State:	<input type="text" value="Nebraska"/>	
*Zip Code:	<input type="text" value="68801-7279"/>	12345
*Birth Date:	<input type="text" value="10/02/2003"/>	mm/dd/yyyy
*Gender:	<input type="text" value="Male"/>	
*Primary Phone:	<input type="text" value="308-385-5088"/>	555-555-1234
*Correspondence Preference:	<input type="text" value="Mail"/>	
Cell Phone:	<input type="text"/>	555-555-1234
You wish to receive notices via text message:	<input type="checkbox"/> @ <input type="text" value="Select your provider ..."/>	
Years in 4-H:	<input type="text" value="1"/>	#
*Parent 1 First Name:	<input type="text"/>	
*Parent 1 Last Name:	<input type="text"/>	
Parent 1 Cell Phone:	<input type="text"/>	555-555-1234

Youth Personal Information (cont.)

This is also where you can select a second household to receive correspondence for this particular youth.

Second Household Send Correspondence: ☐

Second Household Correspondence Preference:

Mail

Second Household Family Name:

Second Household Primary Phone: 555-555-1234

Second Household Address:

Second Household Address 2:

Second Household City:

Second Household State:

Nebraska

Second Household Zip Code: 12345

Second Household Email: joe@gmail.com

Emergency Contact Name:

Emergency Contact Phone: 555-555-1234

Emergency Contact Cell Phone: 555-555-1234

Emergency Contact Email: joe@gmail.com

Emergency Contact Relationship:

*4-H County:

Hall

Although not ***asterisked**, the following fields are required: Race, Ethnicity, Residence, Military Service, and Grade.

Volunteer

Select "Yes" if you serve in a leadership capacity in 4-H.


Examples for youth: Junior Leader, Club Officer, etc.

Examples for adult: Chaperone, Community Club Leader, Project Leader, etc.

Are you a Volunteer?: No: ☒ Yes: ☐


Ethnicity

Are you of Hispanic or Latino ethnicity?: No: ☐ Yes: ☐

 Need help?

Race

Check all the races that apply to you. If you selected "Not Hispanic", you must select at least one option.

 Need help?

White: ☐

Black or African American: ☐

American Indian or Alaskan Native: ☐

Native Hawaiian or Pacific Islander: ☐

Asian: ☐

Prefer Not to State: ☐

Residence

Farm: ☐

Town under 10,000 and rural non-farm: ☐

Town/City 10,000 - 50,000 and its suburbs: ☐

Suburb of city more than 50,000: ☐

Central city more than 50,000: ☐

Military Service of Family

Family Member Military Service:

Branch of Service:

Branch Component:

School Information

☒ Please select your school from the list below, by selecting your school's county, then district and then your school

School Information

School Information

☒ Please select your school from the list below, by selecting your school's county, then district and then your school

School County:

School District:

School Name:

☐ If you are unable to locate your school in the list above, please enter the school name and type, in the fields below

School Name:

School Type:

Select school grade

Grade:

School information is not required however it does help the Extension Office with statistics and data driven program evaluation.

Code of Conduct and Waivers

The following page consists of the waivers we ask you to be aware of. Youth are required to electronically sign for one, and a parent or guardian as well.

Please thoroughly read through the information!

It is also required that you enter the year of graduation for the youth.

Additional Information

4-H Youth/Parent/Guardian Code of Conduct

Yes ☒

☐

Member Signature

Eric Bettin

REQUIRED

Parent/Guardian Signature

Errica Bettin

REQUIRED

Yes ☒

☐

Parent/Guardian Signature

REQUIRED

School Information

Year of High School Graduation:

<< Previous

Continue >>

Health Form (Optional)

The health information is **optional**. However, if the 4-H members goes to a 4-H camp, Lamb Camp or participates in state or national events, we highly recommend you fill it out.

Health Form

Health Form

Emergency Contact 1:

Emergency Contact 1 Address, including State and Zip:

Emergency Contact 1 Phone Number:

Emergency Contact 2:

Emergency Contact 2 Address including State and Zip:

Add a Club

Please select a club from the drop down menu. If you are in more than one club, add them all. However, please mark which one is your primary club.

Personal Information Additional Information **Participation**

Clubs
Projects
Groups

Select a minimum of 1 club(s) and a maximum of 8 club(s)

Add a Club

Select a Club:

Select a club ...

▼

Add Club

Club List

Primary	Club	Edit

<< Previous
Continue >>

Submit Enrollment

Add a Project

The next step is to choose the projects you wish to enroll in. Please note with the new enrollment program some of the items have new names like Discovering Pies will be found under “Other Foods & Nutrition”. Please refer to the *project list for a complete list*. Projects are all listed in the drop-down box. Choose one, select [Add Project](#), then you may add more. Add all the projects the 4-H member is considering for county fair.

Also each project will need to be associated with a club. If you are enrolled in more than one club, please make sure you select the right club for the right project.

Remember, if you are not enrolled in the project, you may not receive notices about that project!

Once all your projects are entered, select [Submit Enrollment](#).

Clubs

Projects

Groups

Select a minimum of 1 project(s) and a maximum of 50 project(s)

Add a Project

Select a Club: Classy Clover Kids

Select a Project: Select a project ...

Years in Project: 1

Add Project

Project List

Club	Project	Years in Project	Edit
Classy Clover Kids	Woodworking Wonders 1	1	Edit

<< Previous

Continue >>

Submit Enrollment

Invoice

After you pick your project areas, you will be directed to the screen below. It shows a \$0 balance. Select continue.

Enrollment Fee

The enrollment fee balance will show up as \$0 because we aren't using this system for processing enrollments.

Buffalo County 4-H enrollment fees are \$5 for clover kids (ages 5-7 as of January 1, 2021), \$10 for traditional 4-H kids (ages 8-18 as of January 1, 2021), and \$30 maximum per family. There are 3 ways you can pay: cash, check (made payable to the Buffalo County 4-H Council) or online, <https://squareup.com/market/buffalo-county-4-h-council>.

Enrollment

Member Settings

Personal Information

Additional Information

Health Form

Participation

Invoice

Payment

Confirm

Scholarship Selection

- Enter Award Code

Apply To Invoice

Invoice Information

#	Name	Involvement	Description
525	Test Knuth	Youth	Enrollment: 2014-2015

Invoice Items

Item	Rate	Quantity	Amount
Total:			\$0.00
Paid:			\$0.00
Balance:			\$0.00

<< Previous

Continue >>

Enrolling More Members of Household

You will then have the ability to enroll another youth for your same household/family following the same steps when you select [Add Youth](#).

You may copy the parent information from the first youth you registered. Follow the same steps as you did for the first youth until all youth in your household are enrolled.

Bettin Family [Edit Family](#)
3180 W Us Highway 34
Grand Island, NE 68801-7279
308-385-5088
melinda.rathman@unl.edu
Unl Extension Hall County County [\[contact info\]](#)

Add A New Family Member
select a member type...
Add Member

Member/Volunteer List						
	Name	Role	Membership ID	Enrollment Status	Last Active Year	Edit
1)	Eric Bettin	Youth	851714	Active	2014-2015	Edit

Youth Personal Information

Copy parent information from another youth record [Eric Bettin](#)

ENROLLMENT COMPLETED

The enrollment status will show pending until the information/enrollment fee is confirmed by the Buffalo County Extension Staff.

You will receive a confirmation email when the registration has been approved. Once complete with everyone's registration, [log out](#) in the upper right corner of the screen.

Thank you for enrolling! Please remember to pay your annual 4-H dues!