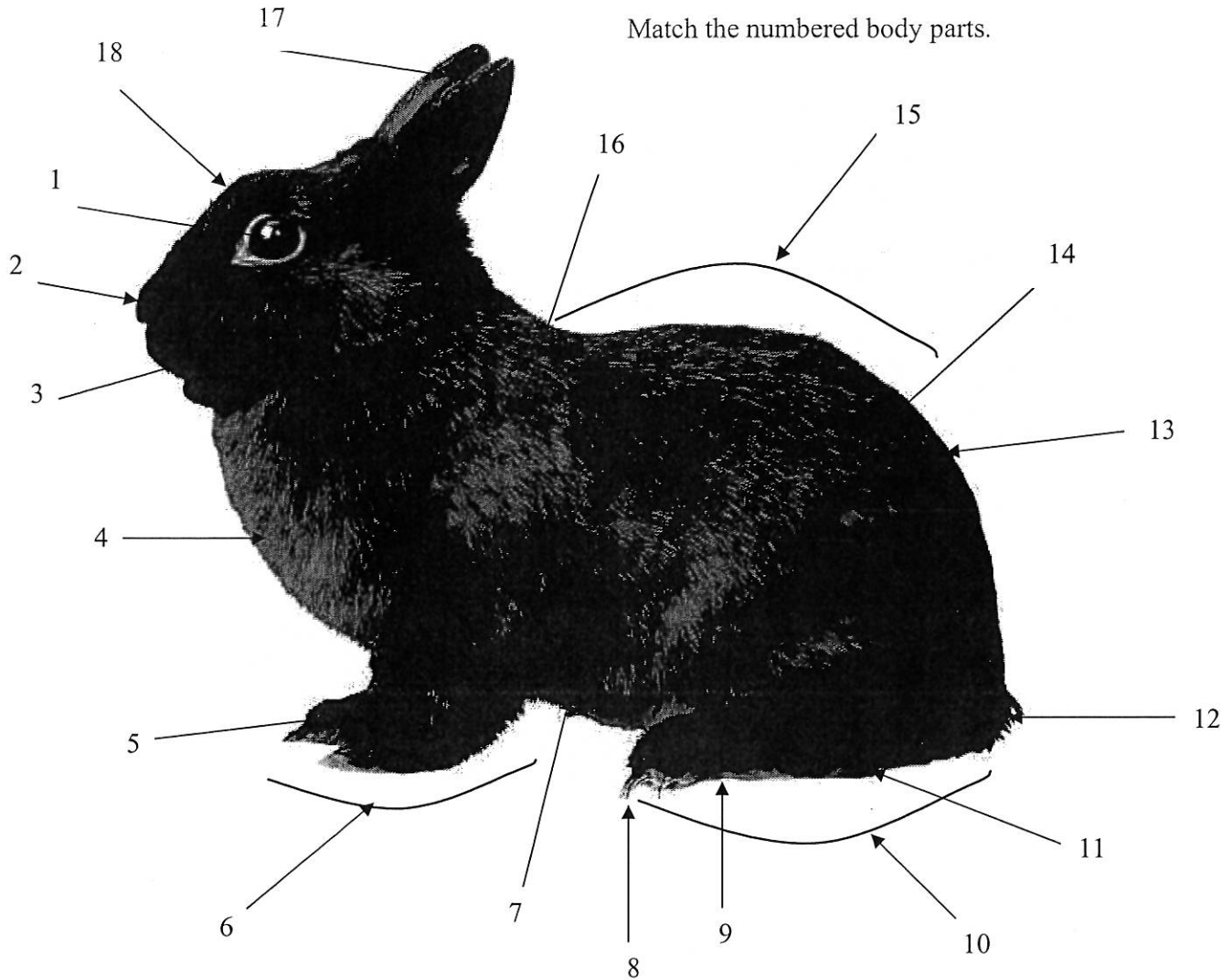




Rabbit Body Parts

Match the numbered body parts.



BODY PARTS

__ 15 __ Back

__ 1 __ Eye

__ 14 __ Hip

__ 12 __ Tail

__ 7 __ Belly

__ 9 __ Foot

__ 11 __ Hock

__ 5 __ Toe

__ 3 __ Cheek

__ 18 __ Forehead

__ 2 __ Nose

__ 8 __ Toenail

__ 4 __ Chest

__ 6 __ Foreleg

__ 13 __ Rump

__ 17 __ Ears

__ 10 __ Hindleg

__ 16 __ Shoulder



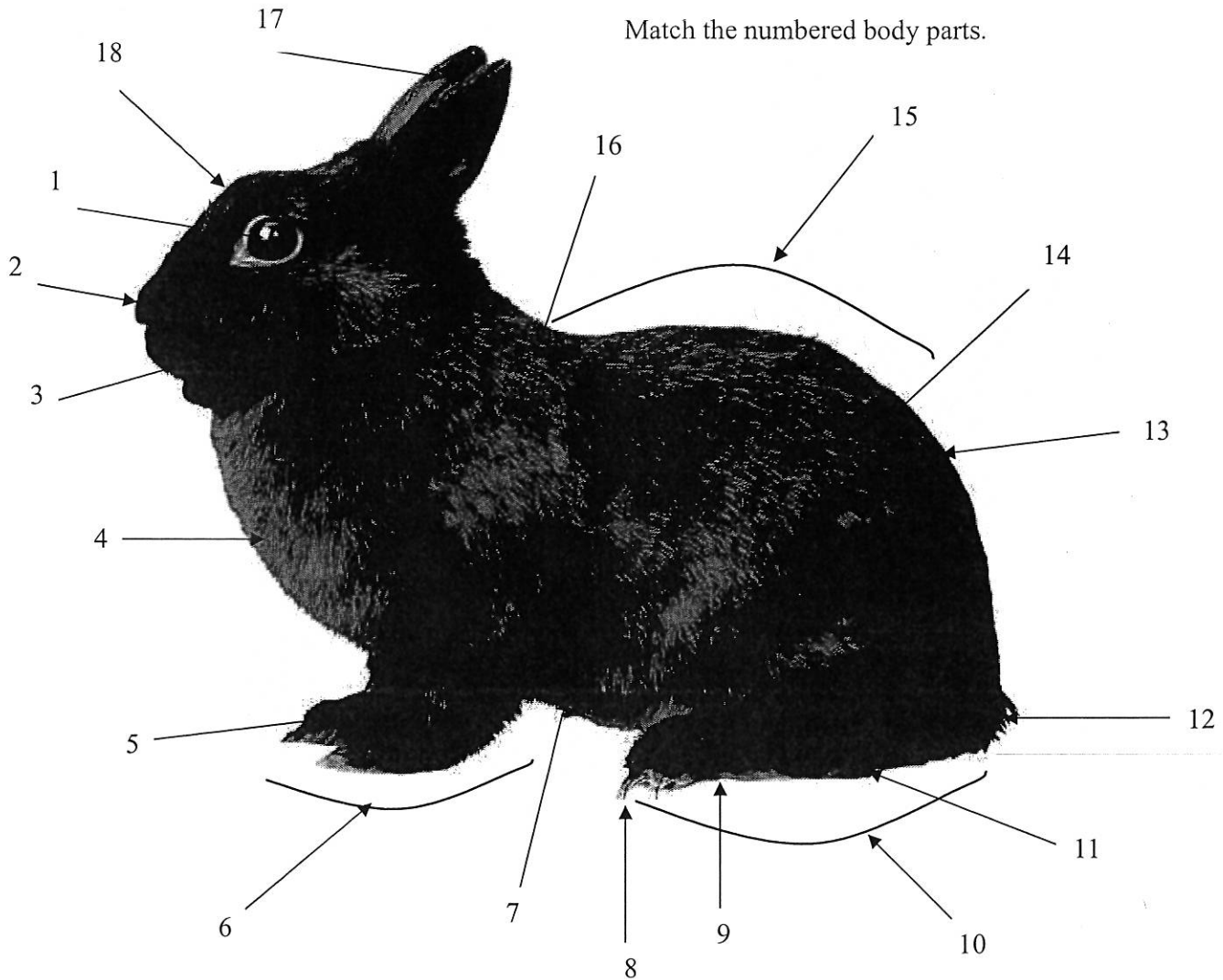
Extension is a Division of the Institute of Agriculture and Natural Resources at the University of Nebraska–Lincoln cooperating with the Counties and the United States Department of Agriculture.

The 4-H Youth Development program abides with the nondiscrimination policies of the University of Nebraska–Lincoln and the United States Department of Agriculture.



Rabbit Body Parts

Match the numbered body parts.



BODY PARTS

___ Back

___ Eye

___ Hip

___ Tail

___ Belly

___ Foot

___ Hock

___ Toe

___ Cheek

___ Forehead

___ Nose

___ Toenail

___ Chest

___ Foreleg

___ Rump

___ Ears

___ Hindleg

___ Shoulder



Extension is a Division of the Institute of Agriculture and Natural Resources at the University of Nebraska-Lincoln cooperating with the Counties and the United States Department of Agriculture.

The 4-H Youth Development program abides with the nondiscrimination policies of the University of Nebraska-Lincoln and the United States Department of Agriculture.



Feeding Your Rabbit

UNIVERSITY OF
Nebraska
Lincoln

EXTENSION



The two primary keys to rabbit nutrition are providing plenty of fiber, primarily in the form of hay, and being consistent in what you feed. Rabbits should be fed according to their age and reproductive stage of life.

During growth, protein and calcium are needed for building bones and muscle development. As an animal ages, requirements for protein, calcium and energy decrease. Excess protein and calcium are excreted by the kidneys and can result in renal disease.

Mature rabbits have lower caloric needs for maintenance. An over consumption of calories often results in excessive weight gain. Fat tissue is deposited internally long before you see it near the surface. The unseen internal fat surrounding the intestines and heart can interfere in proper digestions, and causes other organs, such as the heart, to work harder.

Grass hay, a source of long-strand fiber, is absolutely vital to the digestive health of rabbits. It prevents obesity, dental disease, boredom and diarrhea. Grass hay should be available to rabbits at all times. "Free-choice" means a rabbit can choose when to eat the hay – at any hour of the day.

Alfalfa hay is a wonderful source of protein and calcium, but contains levels too high to be fed on a daily basis to adult rabbits. However, it can be fed in limited amounts to growing and lactating rabbits.

The following grass hays can be fed "Free Choice" to rabbit: Timothy, Orchard Grass, Brome, Oat Hay, or Prairie Hay.

Good quality hay can be found at horse barns, feed stores, pet stores, race tracks, or call your local extension office for a local listing. Numerous pet stores and on-line sources are sources of quality hay, including Oxbow Pet Products.

<p>Growing show rabbits Free choice pellet</p> <p>Minimum 16.0% Crude protein Minimum 18.0% Crude fiber</p> <p>Start reducing pellets to pet rabbits starting at 6 months of age.</p> <p><i>Always have high quality grass hay available</i></p>

<p>Nursing and pregnant does Free choice pellets for nursing does</p> <p>Minimum 16.0% Crude protein Minimum 18.0% Crude fiber</p> <p>Watch pregnant does so they do become overweight.</p> <p><i>Always have high quality grass hay available</i></p>

<p>Adult pet rabbits More than 1 year of age</p> <p>Maximum 16% Crude protein Minimum 20% Crude fiber</p> <p>Limit pellets to 1/4 cup per 5 lbs of body weight.</p> <p><i>Always have high quality grass hay available</i></p>

If rabbits are housed outside, feed free choice pellets during months when temperature is less than 50 degrees.



Extension is a Division of the Institute of Agriculture and Natural Resources at the University of Nebraska–Lincoln cooperating with the Counties and the United States Department of Agriculture.

The 4-H Youth Development program abides with the nondiscrimination policies of the University of Nebraska–Lincoln and the United States Department of Agriculture.

Weekly Cleaning Schedule:

- Daily:
 - Clean up any left over food or treats left in cage.
 - Rinse out food box and gather up any stray hay.
 - Make sure water isn't frozen in the winter.
 - Clean up the rabbit droppings from in and around the cage.
 - They should be placed in a compost pile or a designated trash can.
 - Check the rabbit's nest box for any mess.
 - Provide fresh water and food.

- Every 3 – 4 days (for indoor rabbits):
 - Clean the litter box. It is best to replace the entire litter when cleaning out the box.

- Weekly:
 - Clean cage.
 - You can use 1 part bleach to 10 parts water solution.
 - Wipe down all surfaces using a sponge and a scrub brush.
 - Allow solution to sit for 30 minutes before rinsing off.
 - Rinse all surfaces thoroughly.
 - Soak food and water dishes in solution and rinse or run through the dish washer.

Other information when presenting:

The participants will be divided into 4 groups and rotate through the sections. So, each section will be presented 4 times.

You will have about 25 minutes for each group to cover information and look over supplies.

Feel free to add any information that is best based on your experiences.

You can make as interactive as you want.

I will provide you with examples of many of the supplies. Allow kids to get a chance to look at or ask questions about the supplies.

Discuss your preferences in supplies. What do you think works best or doesn't work well? Are there cleaning products you prefer to others?

- Pick up potentially toxic plants and chemicals
- Rabbits may chew on carpet edges, electric cords, or wooden furniture
- Supervise your rabbit at all times

Supplies:

One suggestion here would be to ask kids what they need for a rabbit. As they answer an item, you can show them the example from the box and tell them what to look for.

- Food bowl
 - Ceramic crocks - best choice
 - Make sure it's not too tall for rabbit
 - Can wash in dishwasher
- Water bottle
 - Gravity water bottles are good choice as they are less messy
- Nest box
 - Provide a small space for the rabbit to hide in
 - If made of wood only, rabbit may chew up
- Bedding
 - Put in bottom of nest box
 - Can use the pelleted bedding
 - Add a layer of hay for enrichment
- Chew blocks and toys
 - Prevent rabbits from chewing on inappropriate items
 - Chew blocks provide something to gnaw on
 - Cat toys work well for rabbits

Indoor rabbit specific supplies:

- Litter box
 - Can use a small cat litter box or a rabbit specific litter box
 - Should be big enough for rabbit to sit in comfortably
- Litter
 - Pelleted bedding - best choice
 - Bedding made of paper or cellulose can be used
 - Avoid: cedar, pine, and clay-based cat litter

Rabbit Housing Options

Rabbit can be housed either indoors or outdoors. The housing conditions depend on whether you choose to have them indoors or outdoors.

Outdoor Housing:

Most common housing type. Most housed in a hutch.

Outdoor Hutch:

- Can be bought or build on your own
- Minimum size: 1 square foot per pound of rabbit
- Bigger is better:
 - Allows for more exercise
 - Prevents boredom
 - Provides a space for rabbit to have it's own "bathroom"
- If you purchase a hutch with wire over the exposed wood, it will prevent your rabbit from chewing the hutch.
- Mesh flooring is for part of the flooring to allow rabbit droppings to pass through, but remember to provide solid flooring in at least a third of the hutch to prevent sore hocks and infections.
- You hutch should be off the ground especially in the winter when cold air and dampness are closer to the ground.
- It's a good idea to have some gravel underneath your hutch to allow for urine drainage to pass through. The urine will kill off any grass below the hutch.
- Make sure hutch has easy access for cleaning.

Where should you put the hutch?

- Choose a location that protects your rabbit from the elements.
- The spot should be shady in the summer. Temperatures over 80°F are dangerous for your rabbit.
- The spot should also be protected from cold drafty air.

- Heat should be provided if the temperature gets below 0°F.
- Dampness can also cause problems for your rabbit. Make sure it's protected from rain and snow.
- The hutch should be waterproof and well ventilated to dry out any damp spots.
- Keeping the hutch inside your garage isn't the best idea. The rabbit may be exposed to exhaust fumes and other chemicals if left in the garage for long periods.
- Find a quiet spot for the hutch and not near swimming pools, basketball courts, etc.
- Make sure the hutch is protected from potential predators such as dogs.

Indoor Housing:

Cage:

- Indoor rabbits should still have a cage
- Provides with a safe place to stay
- Should be large enough for rabbit to move around and hold the litter and nest boxes

X-pen:

- Larger area fenced off in house.
- Can be used outside if rabbit is getting supervised play time.

Where to put the cage in your house?

- Avoid fluctuations in temperature
- Not in direct sunlight
- Avoid heating and air conditioning vents
- Well lit
- Provides rabbit with some peace
- Can get at least 8 hours of darkness
- Not next to TV or stereo

Rabbit-Proofing Your House:

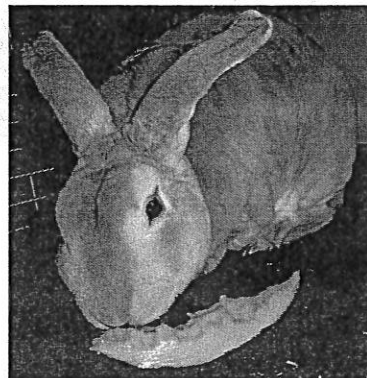
- Rabbits like to explore and find places to hide
- Get down on rabbit level to look for potential rabbit dangers

Rabbit Nutrition



Rabbit Nutrition

- Overview of the digestive system
- Nutritional needs
- Nutritional disorders



The Rabbit Digestive System

What is the Digestive system?

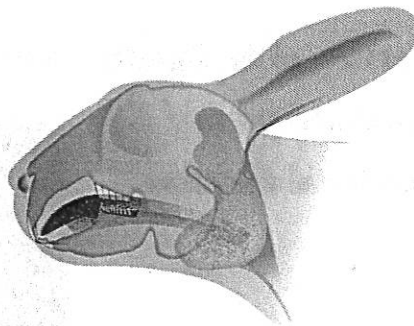
The path that food takes in the body

What organs are in the Digestive System?

- Teeth
- Stomach
- Small intestines
- Large intestines

Teeth

- Incisors
 - 4 top, 2 bottom
- Canines
- Premolars
- Molars

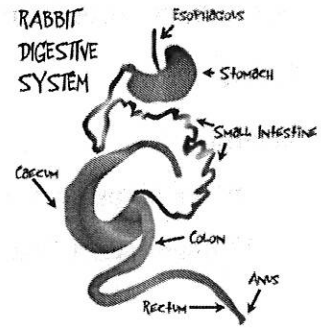


What do rabbit teeth have in common with rodent teeth?

Their teeth are continuously growing

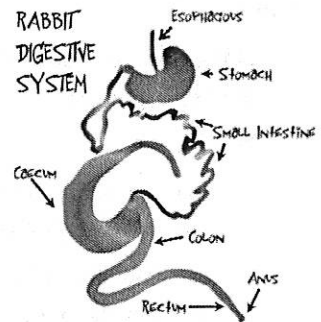
Stomach

- Food Storage
- Start of digestion process



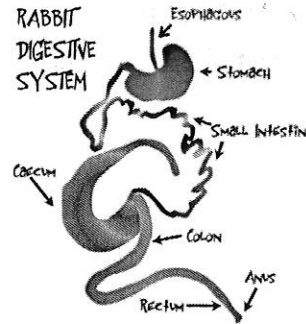
Small Intestines

- Main site of digestion
 - Proteins
 - Starches




Large Intestines

- Site where fiber is broken down
- Colon
- Cecum
 - 40% of digestion system
 - 10 times larger than stomach




How much will a RABBIT eat a day?

- Food
 - Pellets can be offered at all times unless obesity is an issue
 - In this case:
 - Inactive adult pet rabbit should receive $\frac{1}{4}$ cup of pellets per 5 pounds
 - So if you have a 10 pound rabbit $\frac{1}{2}$ cup of pellets should be provided daily
- Water
 - Water should be changed daily



Foods to Give Your Rabbit

- Pelleted Diet
 - Can't sort
- High quality Hay
- Occasional treat



Why is it important to provide pellets that the rabbit cannot sort?

Treats !

- Good treats:
 - Carrot tops
 - Romaine lettuce
 - Dandelion greens
 - Celery
 - Parsley
 - Apple (no seeds)
 - Cantaloupe
- Bad treats:
 - Iceberg lettuce
 - Seeds or pits from fruits
 - Nuts
 - Coffee beans



Remember to limit treats to 2-3 times a week!

Should not be offered in large amounts because contain a lot of water and lack nutrients, also the rabbit will prefer treats over pellets

Feeding for the Age of Your Rabbit

- **Young Rabbits:**
 - 18-20% fiber
 - 16% protein
- **Adult Rabbits:**
 - Lower protein 14% or less
 - Higher fiber 20-25%



Fiber Critical for Rabbits

- **Fiber is important for a rabbit's digestive system**
 - Maintains gut health
 - Stimulates movement
 - Reduces fur chewing
 - Prevents diarrhea



Type of Fiber Provided

- **Young and reproducing rabbits**
 - Alfalfa hay
- **Mature rabbits**
 - Grass hay
 - Timothy grass or orchard grass

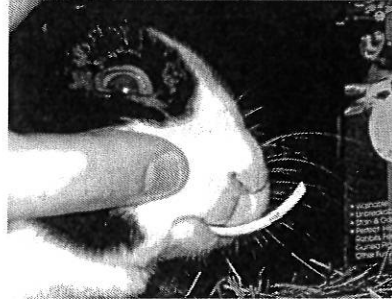


Common Stomach Problems

- **Enteritis:**
 - Results in diarrhea
 - Causes:
 - Too little fiber, too much starch, or antibiotics
- **GI Stasis**
 - Blockage of the intestine
 - Results in decreased food intake, no poop
 - Prevention:
 - Increase fiber

Common Illnesses

- **Overgrown teeth**
 - Can be due to misaligned teeth which are unable to grind
 - Prevention:
 - Clipping incisors
- **Hairballs**
 - Rabbits develop hairballs in stomach much like cats, but are unable to get them out
 - Unwillingness to eat is a sign
 - Prevention:
 - Brushing
 - Pineapple or papaya juice (1/2 tsp per pound daily)



Fun Facts

- Many veterinarians recommend adding pineapple or pina-colada yogurt to daily diet to maintain digestive tract
- When a rabbit is happy, it will click it's teeth
- A rabbit licks and nibbles on it's owner to express affection.

Choosing a Rabbit

Rabbits as Pets

- How long do rabbits live?
- Why do rabbits make good pets?
- What are some bad things about rabbits?

Purebred and Mixed Breeds

Purebred

- Show by breed
- We know their qualities like appearance, personality, and size
- Judged based on ARBA standard
- Can breed for certain traits
- More expensive

Mixed Breed

- Can only show in pet classes
- Have a variety of looks
- Harder to breed for traits because we don't know how they will turn out
- Less expensive

Where to Purchase a Rabbit

- Purebred
 - Breeder
 - ARBA.net
- Mixed Breed
 - Shelter
 - Pet Store
 - Breeder




Rabbits from Shelters

- A large number of rabbits in shelters
- Spend time looking
- Get time alone with rabbit
- Check for overall health



Rabbit Breeders

- What to look for?
- Meet your rabbit's parents
- Ask questions
- A breeder can be a good source of information




How to Find a Rabbit Breeder

- ARBA.net
- 4-h club or county extension office
- Rabbit shows
- Veterinarian



Items to Consider

- Does the rabbit look healthy?
 - Check eyes and nose
 - Is the fur clean and not matted?
 - Check feet for any sores
 - Look into ears




Items to Consider

- **What is the rabbits personality?**
 - Does it hide in the corner?
 - Does it come and greet you?
- **Does it meet show standards?**
 - Ask a breeder about any faults or good points of the rabbit
 - Bring an expert with you

Items to Consider

- **Size**
 - Dwarf, Medium, large, giant
- **Coat type**
 - Long vs. short





Choosing a Breed for You

- Rabbit breeds are classified by body type
 - Compact
 - Commercial
 - Cylindrical
 - Semi-arch
 - Full-arch

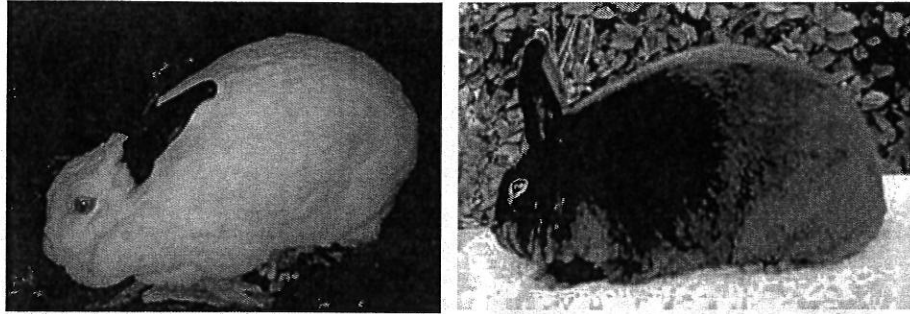


Compact




These breeds are small breeds with nice dispositions and are well suited for younger 4-Hers.

Commercial



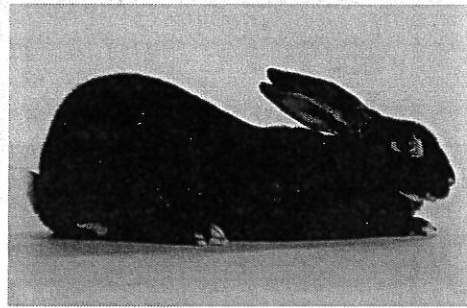

These breeds are suited for the older 4-Her because these breeds have mature weights above 9 lbs.

Cylindrical




The Himalayan is the only breed with cylindrical body type. They are small with weights about 3-4 pounds and are extremely docile. This breed is well suited for young and novice 4-Her.

Semi-Arch



These breeds are suited for the older 4-Her because of size-mature weight above 9 lbs, but can be used by the older novice showman because of such easy going dispositions.

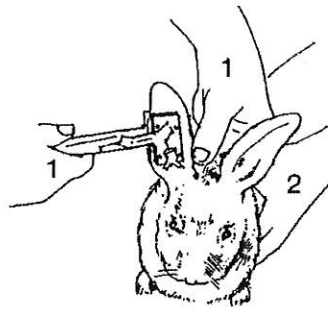
Full-Arch



These breeds range in size from 2 lbs. to 14 lbs. and are suited for the more older, more experienced 4-Her because of breed disposition and their high energy levels.

Tattooing

- **Why are rabbits tattooed?**
 - ARBA requires that clear and readable tattoo be present in every rabbit exhibited in a show
 - As a form of identification, in case your rabbit gets lost





Rabbit Breeds



Rabbit breeds suitable for 4-Her with 0-3 years experience in rabbit project.

	Size			Grooming		Personality	
	Less than 3 lbs	Between 3-6 lbs	Greater than 6 lbs	Minimal	Intensive	Docile	Temperamental
Netherland Dwarf <ul style="list-style-type: none"> • Array of colors • Short ears 	√			√			√
Dwarf Hotot <ul style="list-style-type: none"> • White Rabbit • Black ring around eye 	√			√			√
Polish <ul style="list-style-type: none"> • Nick-name of "the little aristocrat." 	√			√		√	
Jersey Wooly <ul style="list-style-type: none"> • Dense wool w/guard hairs • Variety of colors 	√				√	√	
American Fuzzy Lop <ul style="list-style-type: none"> • Long wool coat • Needs to be "plucked" to remove old coat 		√			√	√	
Mini Rex <ul style="list-style-type: none"> • Plush velvet coat • Variety of colors 		√		√		√	
Holland Lop <ul style="list-style-type: none"> • Variety of colors • Older rabbits have more developed heads and bodies 		√		√		√	
Himalayan <ul style="list-style-type: none"> • White rabbit with color on tail, feet, nose and ears. • Ruby eyes 		√		√		√	
Dutch <ul style="list-style-type: none"> • Judged with majority of points on markings 		√		√		√	
Havana <ul style="list-style-type: none"> • Dense coat rich in color 		√		√		√	
Mini Lop <ul style="list-style-type: none"> • Variety of colors 		√		√		√	
Florida White <ul style="list-style-type: none"> • Entirely white 		√		√		√	
Standard Chinchilla <ul style="list-style-type: none"> • Unique ring pattern in the fur 			√	√		√	
Silver <ul style="list-style-type: none"> • Colors of black, brown and fawn • Silver ticking evenly throughout its body 			√	√		√	



Extension is a Division of the Institute of Agriculture and Natural Resources at the University of Nebraska-Lincoln cooperating with the Counties and the United States Department of Agriculture.

The 4-H Youth Development program abides with the nondiscrimination policies of the University of Nebraska-Lincoln and the United States Department of Agriculture.



Rabbit First Aid Kit

UNIVERSITY OF
Nebraska
Lincoln

EXTENSION




Even with the most careful rabbit owners, accidents do occasionally occur. A first aid kit specifically designed for your rabbit can be very helpful when minor medical care is needed. If you have a major medical concern, you should always consult your veterinarian.

Keeping your supplies together in a waterproof container, like a small plastic tote or a fishing tackle box, makes it easier to quickly treat most small injuries. Most of these supplies are available at your local drug store or farm store.

Items to include in a rabbit first aid kit:

- **Antibiotic ointment**
- **Baby wipes**
- **Cotton balls**
- **Hairball remedy**
- **Stethoscope**
- **Toe nail clippers/scissors**
- **Tweezers**
- **Hand sanitizer** for you
- **Iodine solution or antibiotic wash** to clean wounds
- **Hemorrhoid ointment** for treatment of sore hocks
- **Scissors** to cut out hair mats or items stuck in fur
- **Styptic powder** to stop bleeding (Quick Stop)
- **Soft blanket or towel** to wrap rabbit in when injured or stressed
- **Digital thermometer** (normal rabbit temperature is 101 to 103°F)
- **Bandage material** including cotton 4 by 4's, non-stick Telfa pads, vet wrap in case you need to cover a wound
- **Bottle of water** to provide fresh drinking water for your rabbit or clean wounds
- **Syringes without the needles** to clean wounds or provide liquids to the rabbit
- **Oxbow Critical Care packet** to feed to rabbits who have stopped eating due to stress or traveling. Without fiber, they can get very sick very quickly. Critical Care is a high fiber timothy hay-based powder that, when mixed with water, can be syringe-fed to animals thereby providing the fiber and calories necessary to maintain good gastrointestinal health.
- **Name and contact information of your veterinarian.** Choose a veterinarian who is knowledgeable about rabbits and how to treat them. It is a good idea to also have contact information for a second vet and your local emergency hospital. If you are traveling, keep contact information for a vet located in the community or area in which you are traveling.



Oxbow Critical Care
Sizes: 454g, 141g, 36g

References:

Dr. Micah Kohles, DVM. Nebraska Animal Medical Center, Lincoln, NE.



Extension is a Division of the Institute of Agriculture and Natural Resources at the University of Nebraska–Lincoln cooperating with the Counties and the United States Department of Agriculture.

The 4-H Youth Development program abides with the nondiscrimination policies of the University of Nebraska–Lincoln and the United States Department of Agriculture.



Rabbit Health Concerns



Dental Problems

Description

Rabbits teeth grow continuously their entire life. Rabbits need to have hay in their diet to help wear their teeth down. There are many causes for teeth problems including:

- Lack of wear
- Genetics
- Trauma to the mouth
- Poor diet
- Lack of hay

Signs

- Drooling, wet fur around mouth and chin
- Decreased appetite
- Grinding teeth,
- Bad odor from mouth
- Weight loss

Prevention

- Free choice good quality grass hay
- Limited pellets
- Annual veterinary visits

Obesity

Description

A rabbit that is overweight. There are many factors that can lead to an obese rabbit:

- Too many pellets and treats
- Too little exercise
- Unhealthy feed mixes

Signs

- Sluggish rabbit
- Large dewlap
- Bulging skin behind front legs
- Stomach and urinary problems
- Sore hocks
- Weak heart
- Difficulty grooming
- Fly strike

Prevention

- Feeding a healthy balanced diet
- Exercise
- Controlled amounts of food
- Controlled amounts of treats

Pododermatitis (sore hocks)

Description

A common infection of the feet. There are many causes of sore hocks including:

- Overweight rabbits
- Wire bottom cages, with no solid surface to sit
- Dirty cages

Signs

- Feet may be red or swollen
- Lameness (not wanting to walk)
- Sore back feet
- Lethargy

Prevention

- Healthy diet to prevent obesity
- Provide a solid resting place
- Keep cage clean/dry
- Exercise

Gastrointestinal Stasis

Description

A blockage in the intestinal tract. Causes may include:

- High carbohydrate, low fiber diet
- Low water intake
- Lack of exercise
- Stress
- Excessive grooming

Signs

- Decrease food intake
- Small or no poop production
- Firm stomach
- Lethargy

Prevention

- Healthy diet, including unlimited grass hay
- Clean water available at all times
- Appropriate diet

Spay and Neuter

It is important to have your rabbit spayed or neutered. Spaying your rabbit can reduce the incidence of reproductive cancer. For both males and females having your rabbit altered can reduce the many unwanted behaviors, they are typically calmer and less destructive.

Extension is a Division of the Institute of Agriculture and Natural Resources at the University of Nebraska-Lincoln cooperating with the Counties and the United States Department of Agriculture.



The 4-H Youth Development program abides with the nondiscrimination policies of the University of Nebraska-Lincoln and the United States Department of Agriculture.

Fly Strike

Description

Flystrike also called myiasis - occurs when flies lay their eggs on another animal (rabbit). The eggs hatch into maggots which then eat away at the surrounding flesh. Causes:

- Obese rabbits
- Rabbit who can not clean themselves
- Wounds or other diseases
- Fecal matter stuck to fur
- Dirty wet cages

Signs

- Seizers
- Listlessness
- Maggots in wounds
- Smell
- Lethargy

Prevention

- Proper diet
- Insect control
- Carefully monitored wounds
- Clean cage
- Proper diet to prevent obesity
- Proper grooming

Pasteurella

Description

Also called "snuffles". It is a bacteria that may cause many problems, most commonly respiratory disease and abscesses. There are many causes:

- Stress and illness
- Extreme temperature changes
- Transportation
- Exposure to new animals
- Poor husbandry

Signs

- Runny nose
- Sneezing more than 2 times in a row
- Abnormal lump on neck or body
- Lethargy
- Anorexia

Prevention

There is no way to keep your rabbit from being exposed to Pasteurella. The key is to watch for signs of the disease and visit your veterinarian if any of the signs are present. You can decrease the likelihood of developing an infection by preventing causes listed above.

Parasites

Description

Parasites can live anywhere on or in the body. There are many causes of parasites:

- Direct contact with other animals
- Ingestion of parasite eggs (stool or plants)
- Bites
- Hidden in bedding

Signs

- None
- Rough hair coat
- Hair loss
- Scratching
- Diarrhea or soft stools
- Stop eating

Prevention

- Regular veterinary visits
- Control exposure to wild animals
- Keep cage clean

Urinary Tract Disease

Description

This ranges from kidney issues to the urine in the litter box. Calcium in the urine is one of the more common urinary tract diseases. There are many causes:

- Low fiber diet
- Obesity
- Lack of exercise
- Lack of access to fresh water

Signs

- Calcium in the urine or cloudy/sludgy urine
- Bladder stones
- Lack of urination or excessive urination
- Difficulty with urination
- Decrease of water intake

Prevention

- High fiber diet
- Exercise
- Access to fresh clean water at all times

All pet owners are encouraged to establish a good relationship with a veterinarian. This information is meant to be used as a guideline. Specific details about your pets health should be discussed with a veterinary professional.



Selecting a Pet Rabbit

UNIVERSITY OF
Nebraska
Lincoln

EXTENSION



Selecting a rabbit to be your new pet is a special and exciting time. Just like with any other animal there are some things to consider.

First, NEVER buy a pet rabbit on a whim. Rabbits require a lot of time and care. They can live for up to 12 years. Make sure that you are committed to cleaning, feeding and loving your rabbit everyday.

Once you have made the decision that you are committed to having a rabbit, the next step is to find a reputable breeder or store to purchase a rabbit from. When you are looking for a breeder ask questions. (see below)

Now if you have found a place to get your rabbit from, make sure you are ready to interact! Rabbits are just like other pets, they each have their own personality. They can be shy, aggressive, friendly, curious, and more. Shy rabbits can be great pets, but they may require more time and patience. Curious rabbit can be mischievous. Think about what kind of personality you want in a rabbit.

Handle the rabbits you are considering bringing home. If you have small hands a smaller breed may be more appropriate. Watch how the rabbits react when you are near them, while they are still in the cage. Are they relaxed and look comfortable in their cage? Do they come right up and want your attention or are they shy and hide in the corner?

While you are observing and handling the rabbits look at their overall appearance. They should have full, shiny, healthy hair coats, bright eyes with no discharge and their toenails should be trimmed and clean. Is your rabbit just going to be your pet, or are you going to show it.

Remember, you can always look and not buy.

Do not feel pressured to bring home a rabbit that you do not think is right for you!

Questions to ask the breeder/pet store

What kind of food is the rabbit currently eating?

It is a good idea to get some of the food that the rabbit is currently eating. Moving to a new home is stressful enough without changing foods. After your rabbit is settled you can switch foods it you want to

How much is the rabbit eating?

Knowing how much the rabbit is currently eating will allow you to keep its routine basically the same. Also you will be able to notice if they are not eating a much

Does the rabbit have any habits (good and bad)?

Many rabbit breeders will know the personalities of the rabbits. They may be able to give you an insight to their personalities.

How much have the rabbits been handled?

Rabbits that have been handled typically are more relaxed when interacting with people.

Has the rabbit lived inside or outside?

A rabbit who has grown up and lived inside will have a hard time adapting to outside living conditions.



Extension is a Division of the Institute of Agriculture and Natural Resources at the University of Nebraska–Lincoln cooperating with the Counties and the United States Department of Agriculture.

The 4-H Youth Development program abides with the nondiscrimination policies of the University of Nebraska–Lincoln and the United States Department of Agriculture.



Rabbit Showmanship

UNIVERSITY OF
Nebraska
Lincoln

EXTENSION

Rabbit showmanship is unique in that you the 4-H exhibitor are being judged on your presentation to explain how well you can show and judge the quality of your rabbit rather than the animal involved. This means that you need to make sure you know about your breed, your rabbit, and how it matches breed standards. Remember you will also be judged on how you carry your animal to the table. Your rabbit should be tucked in a football-like hold with its head under your arm and your arm supporting its body and hind legs.

Remember to relax and smile while giving your presentation! Plan to practice your presentation before the contest. Be aware of any time limits that may be used for the specific showmanship contest. Maintain good eye contact. The rate of which you speak should not be too fast or choppy. Speak clearly and loud enough so that the judge/audience may hear you. Breathe. Organize your presentation so that it has a good flow and moves from one point to the next. Be confident and have fun!

Remember to check the dress code for the show before attending.

1. Walk up to the table carrying your rabbit in the proper manner. Pose the rabbit on the table in front of the judge. Pose based on what is best for your breed of rabbit.

2. Start your presentation by introducing yourself. What is your name? Age? How long have you been in 4-H? Then, introduce your rabbit. What's its name? Breed? Age? Tattoo number? If you are showing a crossbred rabbit, tell what breeds it descends from and what characteristics it shows from each breed.

3. Present your animal in a systematic manner. Start on one side and work your way around the animal. For each view of the rabbit, show how it meets breed standards, that the animal is healthy, and any potential

4. Right and Left Side Views:
Show the ears. Are they free of mites? Clean? Straight? Lay correctly? Tattoo number?
Show the eye. Is it clean, clear and free of discharge?
Show the front foot. Is it properly placed?
Show the hind foot. Is it properly placed?
Show the body type – head, shoulder, rump and back of the animal. Do they follow breed standards? Is there good balance?

5. Front view:
Show the ears, nose and eyes from the front view.
Nose – any discharge or snuffles?
Show your rabbit's teeth. Do they look healthy?
Straightness/alignment of teeth?

6. Rear view:
Show the tail. Is it straight?
Show hocks. Are they free of sores or abscesses?
Show the rump. Is it rounded?
Show the fur. What type of fur does your rabbit have?
Do your rabbits coloring and markings agree with breed standards?

7. Flip your rabbit onto his back.
Show his back and front legs.
Are they straight? Well furred?
Show the chest and abdomen.
Is it free of sores, abscesses or growths?
Show the sex of the rabbit. Is the vent area free of any abnormalities? If the rabbit is a buck, are both testicles present?
Show that it has all its toes and toenails. Note if the toenails are the proper coloring or if any are broken or missing.

8. Finish up with a final pose of your rabbit. Ask the judge if they have any questions. Remember to answer to the best of your ability. You may not know the answer to every question and it is ok to say "I don't know."

It may help to include some facts about your breed or tell the judge something unique about the breed. Know the parts of the rabbit, how you cared for and feed your rabbit, and possible diseases a rabbit can get. Use the ARBA Standards of Perfection to determine how well your rabbit conforms to the breed standard.



Extension is a Division of the Institute of Agriculture and Natural Resources at the University of Nebraska-Lincoln cooperating with the Counties and the United States Department of Agriculture.

The 4-H Youth Development program abides with the nondiscrimination policies of the University of Nebraska-Lincoln and the United States Department of Agriculture.



Preparing for a Rabbit Show



What to do...

1 month before the show

- Handle and groom your rabbit daily.
- Practice posing by setting the rabbit up on a table in the proper show position.
- Begin practicing your showmanship.

1 week before the show

- Clip nails and grooming daily.
- Practice showmanship to 3 different people.

Day before the show

- Pack all necessary food and grooming items for the rabbits.
- Set out clean show clothes.

Things to remember at the show...

- Be prepared to show your animal when it is time for your breed.
- Be ready to give your presentation in showmanship.
- Relax, Have Fun! Bring pictures of your other rabbits and friends to share.

Packing List

If attending a show where rabbits stay for several days.

- Food, hay, litter, water bottle, food dish
- Carrier- with wire over a solid bottomed tray
- Showbox (see list on right)
- Records & registration (if needed)
- Cardboard (To place between the cages in case of a territorial rabbit in the next cage)
- Cooler containing
 - * Bottled water- for you and your rabbit
 - * Food and snacks for yourself.
 - * Frozen water bottles to keep your food cool and put in the rabbits cage in hot weather

Show Box

Convenient for containing all needed supplies, including feed and water containers, grooming equipment, etc.

- First aid kit
 - * Emergency contact information
 - * Band-aids
 - * Tape
 - * Paper towels
 - * Septic powder
 - * Critical Care etc.
- Grooming supplies
- Brushes, carding comb
- Paper towels
- Spray bottle



Extension is a Division of the Institute of Agriculture and Natural Resources at the University of Nebraska-Lincoln cooperating with the Counties and the United States Department of Agriculture.

The 4-H Youth Development program abides with the nondiscrimination policies of the University of Nebraska-Lincoln and the United States Department of Agriculture.